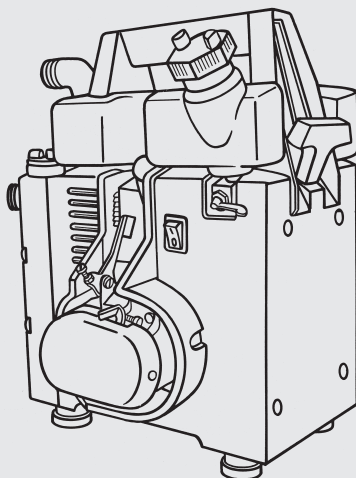


PARTNER

P45 40CC

 Electrolux



GB

IMPORTANT INFORMATION

Read before use and retain for future reference

D

WICHTIGE INFORMATION

Bitte vor dem Benutzen des Gerätes durchlesen und gut aufbewahren

F

RENSEIGNEMENTS IMPORTANTS

A lire avant usage et à conserver pour référence ultérieure

NL

BELANGRIJKE INFORMATIE

Leest u deze informatie voor het gebruik en bewaar ze voor toekomstige raadpleging

N

VIKTIG INFORMASJON

Les bruksanvisningen nøye før bruk og oppbevar den for senere bruk

FIN

TÄRKEÄÄ TIETOA

Lue tämä ennen käyttöä ja säilytä myöhempää tarvetta varten

S

VIKTIG INFORMATION

Läs anvisningarna före användningen och spara dem för framtida behov

DK

VIKTIGE OPLYSNINGER

Du bør læse brugsanvisningen før brug og gemme til senere henvisning

E

INFORMACIÓN IMPORTANTE

Léase antes de utilizar y consérvela como referencia en el futuro

P

INFORMAÇÕES IMPORTANTES

Leia antes de utilizar e guarde para consulta futura

I

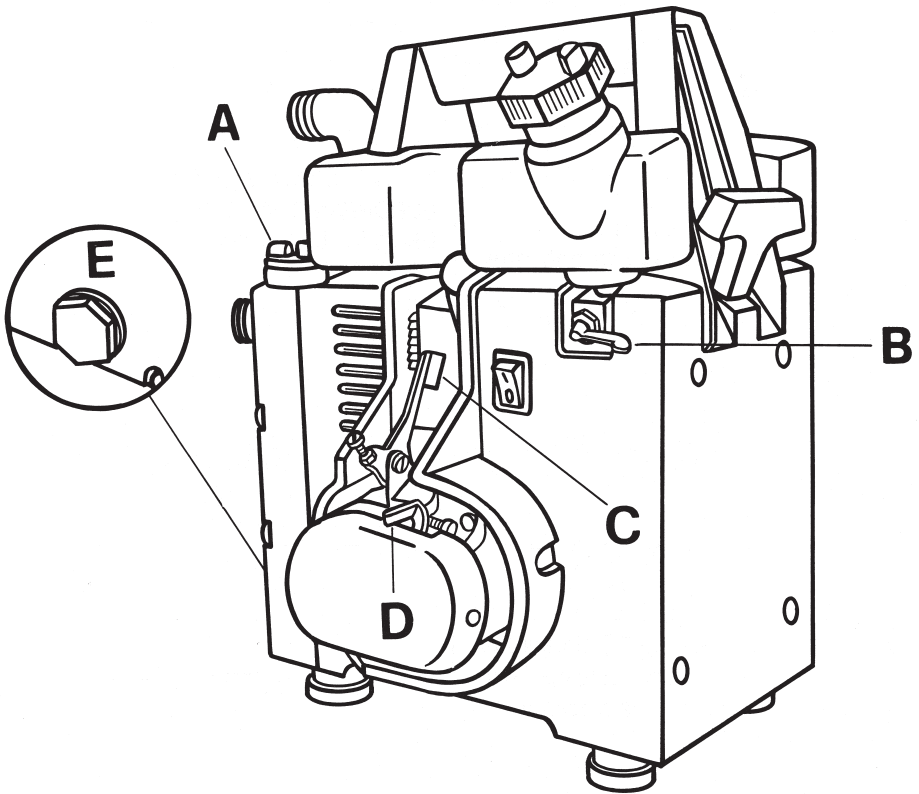
INFORMAZIONI IMPORTANTI





Leggere prima dell'uso e conservare per ulteriore consultazione

GR

ΣΗΜΑΝΤΙΚΕΣ ΠΛΗΡΟΦΟΡΙΕΣ

Διαβάστε το πριν από τη χρήση και φυλάξτε το για να το συμβουλευέστε στο μέλλον



	Partner oil	McCulloch oil	2 T oil
			
	2%	2,5%	4%
1 ltr.	20 cm ³	25 cm ³	40 cm ³
4	80	100	160
5	100	125	200
10	200	250	400
20	400	500	800

UNLEADED PETROL: if using unleaded petrol, you must use a **totally synthetic** 2-stroke engine oil or branded 2-stroke engine oil (see table).

CAUTION: never start the engine with dry pump as some mechanical parts could be damaged.

PUMP PRIMING: before starting and if the pump is empty, fill it with water through the appropriate cap **(A)**. Replace the cap and tighten it.

STARTING:

- 1) Open fuel tap lever **(B)** by moving to vertical position (open).
- 2) Set switch to "on" position **"I"**, **(F)**.
- 3) Set the throttle lever **(C)** to half open position.
- 4) Close the choke lever **(D)**, downward position (for cold engine only).
- 5) Pull the starter rope until the engine fires.
- 6) As soon as the engine fires once, set the choke lever **(D)** to open position (upward).

WORKING: the water flow can be adjusted by setting the throttle lever **(C)**.

STOP: switch to stop position **"O"**.

DAILY MAINTENANCE:

- 1) All residual water must be evacuated through the drainage cap **(E)** situated on the lower part of the pump. This operation must be done regularly as frozen water would irreparably damage the pump.
- 2) Rinse the pump with clean fresh water after use with dirty water (or salted water and other liquids, Marinamac / Agrimac).

EVERY 20 HOURS: clean and ensure spark plug gap is 0,5 ■ 0,6 mm.

EVERY 40 HOURS:

- 1) Replace spark plug (champion RDJ8J).
- 2) Clean air filter, more frequently when working in dusty conditions.

STORAGE: empty fuel tank and run engine dry.

RECOMMENDATIONS:

- 1) Use an efficient suction filter.
- 2) Ensure suction tube **(G)** is securely tightened.
- 3) P45 must never be used for salt water or other corrosive liquids.

ENSURE ALL MAINTENANCE OR REPAIR WORK IS CARRIED OUT BY AN AUTHORISED SERVICE CENTER.

SAFETY:

- 1) Never re-fuel while the engine is running. Do not smoke during this operation.
- 2) Only use the pump in a well ventilated area.
- 3) Never use for pumping inflammable liquids or acids.
- 4) Be careful of the hot surfaces on the unit.

EUROPEAN CONFORMITY INFORMATION

THIS PRODUCT MEETS THE FOLLOWING EUROPEAN DIRECTIVE:

98/37/CEE MACHINERY (SAFETY) DIRECTIVE

DIRECTIVE 2000/14/CEE (ANNEX V)

ENGINE OUTPUT	(Kw)	1,7
MAX CAPACITY	(lt/min)	150
MAX HEAD	(m)	58
MAX SUCTION HEAD	(m)	6
ENGINE SPEED		
AT MAX POWER	(min ⁻¹)	8500
GUARANTEED SOUND POWER LEVEL		
LwAav (dBA) (ISO 3744)		110
MEASURED SOUND POWER LEVEL		
LwAav (dBA) (ISO 3744)		108,5

Electrolux Outdoor Products

McCulloch Italiana s.r.l. - Via Como 72, 23868 Valmadrera (LECCO) - ITALIA

Tel: 800 017829, Fax: 0341 581671

Our policy of continuous improvement means that the specification of products may be altered from time to time without prior notice.

Electrolux Outdoor Products manufacture products for a number of well known brands under various registered patents, designs and trademarks in several countries.

© Electrolux Outdoor Products



The Electrolux Group. The world's No. 1 choice.

The Electrolux Group is the world's largest producer of powered appliances for kitchen, cleaning and outdoor use. More than 55 million Electrolux Group products (such as refrigerators, cookers, washing machines, vacuum cleaners, chain saws and lawn mowers) are sold each year to a value of approx. USD 14 billion in more than 150 countries around the world.

P/N. 248280 (09.02)