

Flymo


Electrolux

PARTNER

Electrolux

McCULLOCH

Electrolux



GB

IMPORTANT INFORMATION

Read before use and retain for future reference

DE

WICHTIGE INFORMATIONEN

Bitte vor dem Gebrauch sorgfältig durchlesen und für einen späteren Bezug an einem sicheren Ort aufbewahren

FR

INFORMATIONS IMPORTANTES

A lire attentivement et bien assimiler avant tout emploi

NL

BELANGRIJKE INFORMATIE

Deze informatie lezen alvorens het product in gebruik te nemen en zorgvuldig bewaren

NO

VIKTIG INFORMASJON

Les gjennom før bruk og oppbevar til fremtidig bruk

FI

TÄRKEÄÄ

Lue ennen käyttöä ja säilytä tulevan varalle

SE

VIKTIG INFORMATION

Läs detta innan du använder maskinen och spara för framtida användning

DK

VIGTIG INFORMATION

Læs før brug og gem til at kunne konsultere i fremtiden

ES

INFORMACIÓN IMPORTANTE

Léala antes de usar el aparato y guárdela como referencia futura

PT

INFORMAÇÃO IMPORTANTE

Leia antes de utilizar e guarde para consulta futura

IT

IMPORTANTE INFORMAZIONE

Leggere prima dell'uso e conservare per futuro riferimento

HU

FONTOS INFORMÁCIÓ

Használat előtt olvassa el, és tartsa meg későbbi felhasználásra

PL

UWAGA

Zapoznać się z treścią niniejszej instrukcji przed użyciem i zachować ją do dalszego użytkowania urządzenia

CZ

DŮLEŽITÁ INFORMACE

Než začnete stroj používat, přečtěte si pozorně tento návod a uschovejte jej pro další použití v budoucnu

SK

DÔLEŽITÉ INFORMÁCIE

Pred použitím si prečítajte nasledovné informácie a odložte si ich pre budúcu potrebu

SI

POMEMBNA INFORMACIJA

Preberite pred uporabo in shranite za prihodnjo uporabo

GR

ΣΗΜΑΝΤΙΚΕΣ ΠΛΗΡΟΦΟΡΙΕΣ

Διαβάστε αυτό το φυλλάδιο πριν από τη χρήση της συσκευής και φυλάξτε το για μελλοντική αναφορά

TR

ÖNEMLİ BİLGİLER

Kullanmadan önce okuyunuz ve ileride başvurmak üzere saklayınız.

RU

ВАЖНАЯ ИНФОРМАЦИЯ

Прочитайте перед тем, как включить триммер, и сохраните для дальнейшего использования.

EE

OLULINE TEAVE

Enne seadme kasutuselevõtmist lugege kasutusjuhend läbi ning säilitage see tuleviku tarbeks.

LV

SVARĪGA INFORMĀCIJA

Pirms lietošanas izlasiet un saglabāiet turpmākām uzziņām

GB

Please note: This manual covers various products. Please read carefully to identify which sections apply to your product. If not used properly your product can be dangerous! Your product can cause serious injury to the operator and others, the warnings and safety instructions must be followed to ensure reasonable safety and efficiency in using your product. The operator is responsible for following the warning and safety instructions in this manual and on the product.

DE

Hinweis: Dieses Handbuch bezieht sich auf verschiedene Produkte. Achten Sie deshalb bitte beim Durchlesen darauf, welche Abschnitte sich auf Ihre Maschine beziehen. Ihre Maschine kann bei einem unsachgemäßen Gebrauch eine Gefahr darstellen und zu ernsthaften Verletzungen des Bedieners und anderen Personen führen! Es müssen sämtliche Warnhinweise und Sicherheitsvorschriften beachtet werden, um einen sicheren Gebrauch und eine angemessene Leistung Ihrer Maschine sicherstellen zu können. Der Bediener ist für die Einhaltung aller in diesem Handbuch und auf der Maschine angegebenen Warnhinweise und Sicherheitsvorschriften verantwortlich.

FR

Remarque: Ce manuel couvre des produits variés. Veuillez le lire attentivement pour connaître les sections s'appliquant à votre produit. Mal utilisé, votre produit peut devenir dangereux! Votre produit peut occasionner de graves blessures à l'utilisateur et aux autres; les conseils d'utilisation et de sécurité doivent être scrupuleusement suivis pour un usage optimal et sûr de votre produit. L'utilisateur a la responsabilité du respect des conseils d'utilisation et de sécurité de ce manuel et concernant le produit.

NL

Let op: deze handleiding is van toepassing op diverse producten. Lees deze informatie aandachtig door om vast te stellen welke hoofdstukken op uw product van toepassing zijn. Bij verkeerd gebruik kan dit product gevaarlijk zijn! Het product kan de bediener en anderen ernstig verwonden. Om de veiligheid en doeltreffendheid van het product te garanderen is het derhalve belangrijk dat de waarschuwingen en veiligheidsinstructies gevolgd worden. Het is de verantwoordelijkheid van de bediener om de waarschuwingen en veiligheidsinstructies in deze handleiding en op het product te volgen.

NO

Vi gjør oppmerksom på: Denne brukermanualen dekker ulike produkter. Vennligst les den med omtanke for å identifisere hvilke avsnitt gjelder for ditt produkt. Hvis ditt produkt ikke blir brukt på forsvarlig måte, kan det være farlig! Ditt produkt kan forårsake alvorlig personskade, både på deg selv og andre, og advarslene og sikkerhetsinstruksene må følges for å sikre en rimelig grad av sikkerhet og effektivitet ved bruk av produktet. Det er brukers ansvar å følge advarsels- og sikkerhetsinstruksene i denne brukermanualen og på produktet.

FI

Huom! Tämä opas kattaa useita koneita. Lue huolella ne kohdat, jotka koskevat omaa konettasi. Tämä kone voi vääriinkäytettynä olla vaarallinen! Se saattaa aiheuttaa vakavia vammoja sekä käyttäjälle että muille ihmisille. Varoituksia ja turvallisuusohjeita täytyy noudattaa riittävän turvallisuuksien ja tehokkuuden varmistamiseksi. Koneenkäyttäjän on vastuussa tässä oppaassa ja itse koneessa annettujen varoitusten ja turvallisuusohjeiden noudattamisesta.

SE

Observera: Denna handbok beskriver olika produkter. Läs den noga för att se vilka avsnitt som gäller för din maskin. Om du inte använder din maskin på rätt sätt kan den vara farlig! Din maskin kan orsaka allvarlig skada på användaren och andra. Du måste följa varningarna och säkerhetsinstruktionerna för att vara säker på att du använder din maskin på ett så säkert och effektivt sätt som möjligt. Operatören är ansvarig för att följa varingarna och säkerhetsinstruktionerna i denna handbok och maskinen.

DK

Bemærk: Denne manual dækker flere produkter. Læs den nøje igennem for at identificere, hvilke sektioner der omhandler dit produkt. Hvis produktet anvendes forkert, kan det være farligt. Produktet kan forårsage alvorlige skader på brugeren og andre. Advarsler og sikkerhedsanvisninger skal overholdes for at sikre sikkerhed og effektivitet ved brug af produktet. Brugeren har ansvaret for at overholde advarsler og sikkerhedsanvisninger i denne manual og på produktet.

ES

Nota: Este manual cubre varios aparatos. Léalo con cuidado para identificar qué secciones son aplicables a su aparato. ¡Si no usa el aparato correctamente podría ser peligroso! Su aparato podría causar lesiones serias al operario y a los demás. Deberá seguir con cuidado las instrucciones de aviso y seguridad para asegurar una seguridad razonable y la eficiencia de funcionamiento de su aparato. El operario es responsable de seguir las instrucciones de aviso y de seguridad en este manual y en el aparato.

PT

Note que: Este manual refere-se a vários produtos. Leia cuidadosamente para identificar as secções aplicáveis ao seu produto. O seu produto pode ser perigoso se não for utilizado com cuidado! O seu produto pode causar lesões sérias ao operador e a outros; os avisos e instruções de segurança devem ser cumpridos para garantir segurança e eficácia razoáveis ao utilizar o produto. O operador é responsável por seguir os avisos e instruções de segurança deste manual e indicados no produto.

IT

Si prega di notare: Questo manuale tratta con vari prodotti. Si prega leggerlo attentamente per identificare quale sezione si riferisce al proprio prodotto. Se non usato correttamente il prodotto potrebbe essere pericoloso! Il prodotto potrebbe causare seri infortuni all'operatore ed agli altri, le avvertenze e le istruzioni di sicurezza devono essere osservate per garantire ragionevole sicurezza ed efficienza nell'uso del prodotto. L'operatore è responsabile per l'osservanza delle avvertenze e delle istruzioni di sicurezza descritte nel presente manuale e sul prodotto stesso.

HU

Figyelem: Ez a használati utasítás különböző termékekre vonatkozik. Figyelmesen olvassa el, hogy megállapítsa, mely részei vonatkoznak az Ön által vásárolt termékre. A nem rendeltetésszerű használat veszélyes lehet! A termék súlyos balesetet okozhat a kezelőnek és másoknak, a figyelmeztetéseket és biztonsági óvintézkedéseket be kell tartani a termék használatá közben az ésszerű biztonság és hatékonyság biztosítása céljából. A kezelő felel az ésszerű használati utasításban és a terméken feltüntetett figyelmeztetéseket és biztonsági utasításokat betartásáért.

PL

Uwaga: Instrukcja ta omawia różne urządzenia. Proszę zapoznać się dokładnie z treścią instrukcji aby dowiedzieć się które rozdziały dotyczą wybranego urządzenia. Przy niewłaściwym wykorzystaniu Twoje urządzenie może być niebezpieczne! Twoje urządzenie może spowodować poważne obrażenia operatora oraz innych osób, należy przestrzegać ostrzeżeń oraz instrukcji bezpieczeństwa aby zapewnić właściwe bezpieczeństwo i efektywność podczas użytkowania wybranego przez Państwa urządzenia. Operator odpowiedzialny jest za przestrzeganie ostrzeżeń i instrukcji bezpieczeństwa opisanych w niniejszej instrukcji obsługi urządzenia oraz zamieszczonych na samym urządzeniu.

CZ

Poznámka: Tato příručka obsahuje informace týkající se různých výrobků. Přečtěte si ji prosím pozorně, abyste mohli určit, které kapitoly se týkají vašeho výrobku. Pokud se výrobek nepoužívá řádným způsobem, může být nebezpečný! Výrobek může způsobit vážné zranění operátora a jiných osob. Výstražná upozornění a bezpečnostní pokyny je třeba dodržovat, aby byla zajištěna přiměřená bezpečnost a efektivnost při používání výrobku. Operátor zodpovídá za dodržování výstražných upozornění a bezpečnostních pokynů uvedených v této příručce a na výrobku.

SK

Poznámka: Táto príručka zahrňuje informácie o rozličných výrobkoch. Pozorne si ju prečítajte a určite, ktoré časti sa týkajú vášho výrobku. Ak sa výrobok nepoužíva správne, môže byť nebezpečný, môže spôsobiť vážne poranenia osobe, ktorá ho obsluhuje, ako aj iným. Dodržujte upozornenia a bezpečnostné predpisy, aby ste zaistili potrebnú bezpečnosť a výkonnosť pri použití výrobku. Obsluha zodpovedá za dodržiavanie bezpečnostných predpisov, ktoré sú o výrobku uvedené v tejto príručke.

SI

Opomba: Ta priročnik pokriva različne proizvode našega zelenega programa. Prosimo, da pazljivo preberete navodila in ugotovite katera podpoglavja se nanašajo na Vaš izdelek. V primeru, da Vašega izdelka ne boste uporabljali v skladu s temi navodili, je le-ta lahko nevaren! Vaš izdelek lahko povzroči resne poškodbe uporabniku in drugim osebam, zato je potrebno upoštevati vsa opozorila in varnostne napotke, da bi se zagotovila ustrežna varnost in učinkovitost med njegovo uporabo. Uporabnik je odgovoren za to, da se upoštevajo opozorila in varnostni napotki navedeni v tem priročniku in na proizvodu samem.

GR

Εάν δεν χρησιμοποιείτε κατάλληλα, τη συσκευή σας μπορεί να είναι επικίνδυνο! Τη συσκευή σας μπορεί να προκαλέσει σοβαρό τραυματισμό στο χειριστή και σε άλλους, οι προειδοποιήσεις και οι οδηγίες ασφάλειας πρέπει να ακολουθηθούν για να εξασφαλίσουν τη λογική ασφάλεια και αποδοτικότητα στη χρησιμοποίηση της συσκευής σας. Ο χειριστής είναι ο αρμόδιος για την ακολουθία των οδηγιών προειδοποίησης και ασφάλειας σε αυτό το εγχειρίδιο και για τη συσκευή.

TR

Doğru kullanılmadığı takdirde bu ürün tehlikeli olabilir! Bu ürün, kullanıcısına ve başkalarına ciddi bedensel zarar verecek kapasitede olup, ürünün kullanımı sırasında makul düzeyde güvenilir ve verim sağlanmasi için uyarılarını ve güvenlik talimatlarını izlenmesi şarttır. Kullanıcı, bu elkitabında ürün hakkında verilen uyarıları ve güvenlik talimatlarını izlemekle sorumludur.

RU

При неправильном использовании триммер может быть опасен! Ваш триммер может причинить серьезные ранения оператору и другим людям, поэтому необходимо следовать предупреждениям и инструкциям по безопасности, чтобы обеспечить приемлемую безопасность и эффективность при использовании Вашего триммера. Оператор является ответственным за следование предупреждениям и инструкциям по безопасности, указанным в этом руководстве и на триммере.

EE

Seade võib olla ohtlik, kui seda ei kasutata õigesti! Seade võib vigastada kasutajat ja teisi isikuid ning selle kasutamisel tuleb mõistlikult ohutuse ja tõhususe tagamiseks järgida hoiatusi ja tööohutusjuhiseid. Käesolevas kasutusjuhendis sisalduvate ja seadmel olevate hoiatuste ja tööohutusjuhiste järgimise eest vastutab seadme kasutaja.

LV

Ja ierīce netiek izmantota pareizi, tā var būt bīstama! Ar šo ierīci var nopietni savainoties gan operators, gan citas personas. Lai garantētu pietiekamu drošību un efektivitāti ierīces lietošanas laikā, jāievēro brīdinājumi un drošības instrukcijas. Operators ir atbildīgs par šajā rokasgrāmatā iekļauto un uz ierīces norādīto brīdinājumu un drošības noteikumi ievērošanu.

1.



2.



3.



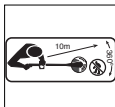
4.



5.



6.



SAFETY PRECAUTIONS

Explanation of Symbols on your Product (Check which symbols apply)

1. Warning.
2. Read the user instructions carefully to make sure you understand all the controls and what they do.
3. Switch off! Remove plug from mains before adjusting, cleaning or if cable is entangled or damaged. Keep the cable away from the cutting parts.
4. Do not operate in the rain or leave the product outdoors while it is raining.
5. The use of eye protection is recommended to protect against objects thrown by the cutting parts.
6. Keep others, including children, pets and bystanders outside the 10 metre hazard zone. Stop the trimmer immediately if you are approached.
 - **WARNING:** The cutting line continues to rotate after the machine has been switched off (Trimmers).

General

1. Never allow children or people unfamiliar with these instructions use the product. Local regulations may restrict the age of the operator.
2. Only use the product in the manner and for the functions described in the instructions.
3. Never operate the product when you are tired, ill or under the influence of alcohol, drugs or medicine.
4. The operator or user is responsible for accidents or hazards occurring to other people or their property.
5. Keep bystanders away. Do not operate whilst people, especially children or pets are in the area.

Electrical Safety

1. The use of a Residual Current Device (R.C.D.) with a tripping current of not more than 30mA is recommended. Even with a R.C.D. installed 100% safety cannot be guaranteed and safe working practice must be followed at all times. Check your R.C.D. every time you use it.
2. Before use, examine cable for damage. If there are signs of damage or ageing, it must be replaced by the manufacturers service agent or a similar qualified person to avoid hazard.
3. Do not use the product if the electric cables are damaged or worn.
4. Immediately disconnect from the mains electricity supply if the cable is cut, or the insulation is damaged. Do not touch the electric cable until the electrical supply has been disconnected. Do not repair a cut or damaged cable. Replace it with a new one.
5. Your cable must be uncoiled or unwound, coiled or wound cables can overheat and reduce the efficiency of your product.
6. Keep the cable clear of the cutting area and obstacles at all times.
7. Do not pull cable around sharp objects.
8. Always switch off at the mains before disconnecting any plug, cable connector or extension cable.
9. Switch off, remove plug from mains and examine electric supply cable for damage or ageing **before** winding cable for storage. Do not repair a damaged cable, replace it with a new one. Use only Electrolux Outdoor Products replacement cable.
10. Always wind cable carefully, avoiding kinking.
11. Never carry the product by the cable.
12. Never pull on the cable to disconnect any of the plugs.
13. Use only on AC mains supply voltage shown on the product rating label.
14. Our products are double insulated to EN60335. Under no circumstance should an earth be connected to any part of the product.

Cables

Use only 1.00mm² size cable up to 40 metres length maximum.

Maximum rating:

1.00mm² size cable 10 amps 250 volts AC

1. Mains cables and extensions are available from your local Electrolux Outdoor Products Approved Service Centre.
2. Only use extension cables specifically designed for outdoor use.

PREPARATION

TRIMMERS

1. While using your product always wear substantial footwear and long trousers.
2. Before using the machine and after any impact, check for signs of wear or damage and repair as necessary.
3. Inspect the area to be cut before each use. Remove all objects such as stones, broken glass, nails, wire, string etc, which can be thrown or become entangled in the trimmer head.
4. Check that the cutting parts are fitted correctly.

HEDGETRIMMERS

1. Always wear suitable clothing, gloves and stout shoes. The use of safety glasses is recommended. Do not wear loose clothing or jewellery which can be caught in moving parts.
2. Thoroughly inspect the area where the machine is to be used and remove all wires and other foreign objects.
3. Before using the machine and after any impact, check for signs of wear or damage and repair as necessary.
4. Always ensure the hand guard supplied is fitted before using the Hedgetrimmer. Never attempt to use an incomplete Hedgetrimmer or one with an unauthorised modification.

USE

TRIMMERS

AVOID ACCIDENTAL STARTING, REMOVE PLUG FROM MAINS AND KEEP FEET AWAY FROM THE SWITCH LEVER WHEN:- CLEANING AROUND THE INSIDE OF THE SAFETY GUARD, REMOVING OR REFITTING SPOOL CAP, MANUALLY FEEDING OR REPLACING NYLON LINE.

1. Use the trimmer only in daylight or good artificial light.
2. Avoid operating your trimmer in wet grass, where feasible.
3. Take care in wet grass, you may lose your footing.
4. On slopes, be extra careful of your footing and wear non-slip footwear.
5. Do not walk backwards when trimming, you could trip. Walk never run.
6. Keep cutting head below waist level.
7. Switch off before pushing the trimmer over surfaces other than grass.
8. Never operate the trimmer with damaged guards or without guards in place.
9. Never fit metal cutting elements.
10. Keep hands and feet away from the cutting means at all times and especially when switching on the motor.
11. Never pick up or carry a trimmer by the cable.
12. Do not lean over the trimmer guard - objects may be thrown by the cutting line.
13. Remove the plug from the mains:
 - before leaving the trimmer unattended for any period;
 - before clearing a blockage;
 - before checking, cleaning or working on the appliance;
 - if you hit an object. Do not use your trimmer until you are sure that the entire trimmer is in a safe operating condition;
 - if the trimmer starts to vibrate abnormally. Check immediately. Excessive vibration can cause injury.

HEDGETRIMMERS

1. Use the Hedgetrimmer only in daylight or good artificial light.
2. Avoid operating your Hedgetrimmer on a wet hedge, where feasible.
3. Know how to stop the Hedgetrimmer quickly in an emergency.
4. Never hold the Hedgetrimmer by the guard.
5. Never operate the Hedgetrimmer with damaged guards or without guards in place.
6. Remove plug from mains **before** passing Hedgetrimmer to another person.
7. Avoid operating while people especially children are nearby.
8. Whilst using the Hedgetrimmer always be sure of a safe and secure operating position.
9. Keep hands and feet away from the cutting means at all times and especially when switching on the motor.
10. Do not use stepladders whilst operating the Hedgetrimmer.
11. Remove the plug from the mains:-
 - before leaving the Hedgetrimmer unattended for any period;
 - before clearing a blockage;
 - before checking, cleaning or working on the appliance;
 - if you hit an object. Do not use your Hedgetrimmer until you are sure that the entire Hedgetrimmer is in a safe operating condition;
 - if the Hedgetrimmer starts to vibrate abnormally. Check immediately. Excessive vibration can cause injury.
 - before passing to another person.

MAINTENANCE AND STORAGE

ALL PRODUCTS

1. Keep all nuts, bolts and screws tight to be sure the product is in safe working condition.
2. Replace worn or damaged parts for safety.
3. Only use the replacement spare parts and accessories specified for your product.
4. Store in a cool dry place.

TRIMMERS

1. To avoid the risk of injury keep fingers and hands clear of the line cutter on the leading edge of the guard.

2. Inspect and maintain the trimmer regularly. Any repairs must be carried out by an authorised repairer.

HEDGE TRIMMERS

1. Be careful during adjustment of the Hedgetrimmer to prevent entrapment of the fingers between moving blades and fixed parts of the machine.
2. After use the Hedgetrimmer should be stored using the cover/storage holder provided.

SERVICE RECOMMENDATIONS

- Your product is uniquely identified by a silver and black product rating label.
- We strongly recommend that your product is serviced at least every twelve months, more often in a professional application.

GUARANTEE AND GUARANTEE POLICY

If any part is found defective due to faulty manufacture within the guarantee period, Electrolux Outdoor Products, through its Authorised Service Repairers will effect the repair or replacement to the customer free of charge providing:

- (a) The fault is reported directly to the Authorised Repairer.
 - (b) Proof of purchase is provided.
 - (c) The fault is not caused by misuse, neglect or faulty adjustment by the user.
 - (d) The failure has not occurred through fair wear and tear.
 - (e) The machine has not been serviced or repaired, taken apart or tampered with by any other person not authorised by Electrolux Outdoor Products.
 - (f) The machine has not been used for hire.
 - (g) The machine is owned by the original purchaser.
 - (h) The machine has not been used commercially.
- * This guarantee is additional to, and in no way diminishes the customers statutory rights.

Failures due to the following are not covered, therefore it is important that you read the instructions contained in the Operator's Manual and understand how to operate and maintain your machine:


Failures not covered by guarantee

- * Replacing worn or damaged blades and nylon line. (Check which parts apply to your product).
- * Failures as a result of not reporting an initial fault.
- * Failures as a result of sudden impact.
- * Failures as a result of not using the product in accordance with the instructions and recommendations contained in the operator's manual.
- * Machines used for hire are not covered by this guarantee.
- * The following items listed are considered as wearing parts and their life is dependent on regular maintenance and are, therefore not normally subject to a valid warranty claim: Blades, Nylon Line, Spool and line, Electric Mains cable. (Check which parts apply to your product).
- * **Caution!**
Electrolux Outdoor Products does not accept liability under the warranty for defects caused in whole or part, directly or indirectly by the fitting of replacement parts or additional parts that are not either manufactured or approved by Electrolux Outdoor Products, or by the machine having been modified in any way.

ENVIRONMENTAL INFORMATION

Electrolux Outdoor Products are manufactured under an Environmental Management System (ISO 14001) using, where practical, components manufactured in the most environmentally responsible manner, according to company procedures, and with the potential for recycling at the end of the products' life.

- Packaging is recyclable and plastic components have been labelled (where practical) for categorised recycling.
- Awareness of the environment must be considered when disposing of 'end-of-life' product.
- If necessary, contact your local authority for disposal information.

The symbol  on the product or on its packaging indicates that this product may not be treated as household waste. Instead it shall be handed over to the applicable collection point for the recycling of electrical and electronic equipment.

By ensuring this product is disposed of correctly, you will help prevent potential negative consequences for the environment and human health, which could otherwise be caused by inappropriate waste handling of this product. For more detailed information about recycling of this product, please contact your local council office, your household waste disposal service or the shop where you purchased the product.

BELGIQUE/BELGIË	Flymo Belgique/België Tel: 02 363 0311, Fax: 02 363 0391
ČESKÁ REPUBLIKA	Electrolux, spol. s.r.o., oz Electrolux Outdoor Products, Na Křečku 365, 109 00 Praha 10 - Horní Měcholupy. Tel: 274008905, Info-linka: 800/110 220 Internet: www.partner-flymo.cz E-mail: info@husqvarna.cz
DANMARK	Electrolux Outdoor Products, Flymo/Partner A/S, Lundtoftegaardsvej 93A, DK 2800 Kgs.Lyngby Tel: 45 87 75 77, Fax: 45 93 33 08, www.flymo-partner.dk
DEUTSCHLAND	Flymo Deutschland Tel: 097 21 7640, Fax:097 21 764202
ESTONIA	Electrolux Estonia Ltd (Electrolux Eesti AS) Tel: (372) 6650010
FRANCE	Flymo France SNC Tel 01 46 67 8141, Fax 01 43 34 2491
FINLAND SUOMI	Electrolux Outdoor Products Finland Tel: 00 358 9 39611, Fax: 00 358 9 3961 2644
ITALIA	McCulloch Italiana s.r.l. - Via Como 72, 23868 Valmadrera (LECCO) - ITALIA Tel: 800 017829, Fax: 0341 581671
IRELAND	Flymo Ireland Tel: 01 4565222, Fax: 01 4568551
MAGYARORSZÁG	Electrolux Lehel Kft Tel: 00 36 1 251 41 47
NORGE	Flymo/Partner, div. av Electrolux Motor a.s. Tel: 69 10 47 90
NEDERLAND	Flymo Nederland Tel: 0172-468322, Fax: 0172-468219
ÖSTERREICH	Husqvarna-Ges.m.b.H. Nfg. KG, Industriezeile 36, 4010 LINZ, Tel: 0732 770101-0, Fax: 0732 770101-40, email: office@husqvarna.co.at Internet: www.husqvarna.at
POLSKA	Electrolux Poland Sp. z.o.o. Husqvarna, Wysockiego 15 b 03-371 Warszawa Tel:- (0-22) 330 96 00, Fax: (0-22) 330 96 35
SLOVENIJA	Husqvarna-Ges.m.b.H. Nfg. KG, Industriezeile 36, 4010 LINZ, Tel: 0732 770101-0, Fax: 0732 770101-40, email: office@husqvarna.co.at Internet: www.husqvarna.at
SLOVENSKO	Electrolux Slovakia s.r.o., Borova Sihat 211, 033 01 Lipt. Hradok Tel: 044 522 14 19, Fax: 044 522 14 18, www.flymo-partner.sk
SCHWEIZ/SUISSE/SUIZZERA	Flymo Schweiz/Suisse/Suizzera Tel 062 889 93 50 / 889 94 25, Fax 062 889 93 60 / 889 94 35
SVERIGE	Electrolux Outdoor Products, Sverige Tel: 036 – 14 67 00, Fax: 036 – 14 60 70
UNITED KINGDOM	Electrolux Outdoor Products United Kingdom Tel: 01325 300303, Fax: 01325 310339

Electrolux Outdoor Products
Aycliffe Industrial Park
NEWTON AYCLIFFE
Co.Durham DL5 6UP

ENGLAND

Telephone - (00) 44 1325 300303 Fax - (00) 44 1325 310339

UK Telephone - 01325 300303 Fax - 01325 310339

www.electrolux.com

Our policy of continuous improvement means that the specification of products may be altered from time to time without prior notice. Electrolux Outdoor Products manufacture products for a number of well known brands under various registered patents, designs and trademarks in several countries.

© Electrolux Outdoor Products Ltd. Registered Office, Electrolux Works, Oakley Road, Luton LU4 9QQ
Registered number 974979 England



The Electrolux Group. The world's No.1 choice.

The Electrolux Group is the world's largest producer of powered appliances for kitchen, cleaning and outdoor use. More than 55 million Electrolux Group products (such as refrigerators, cookers, washing machines, vacuum cleaners, chain saws and lawn mowers) are sold each year to a value of approx. USD 14 billion in more than 150 countries around the world.



5119744-01