

Art. 7903

D **Gebrauchsanweisung**

UVC-Nachrüstsatz

GB **Operating Instructions**

UVC Retrofitting Kit

F **Mode d'emploi**

Dispositif UV-C

NL **Gebruiksaanwijzing**

UVC-set

S **Bruksanvisning**

UVC-ljus

I **Istruzioni per l'uso**

Lampada a raggi UVC

E **Manual de instrucciones**

Kit reequipamiento UVC

P **Instruções de utilização**

Conjunto adaptador de lâmpada-UVC

DK **Brugsanvisning**

UVC monteringsæt

GARDENA UVC Retrofitting Kit

Welcome to GARDENA aquamation...



Please read these operating instructions carefully and follow the instructions. Use these instructions to get to know the UVC Retrofitting Kit, using it correctly and the safety information.



For safety reasons, children and young people under 16 years of age and people who are not acquainted with these operating instructions should not use this UVC Retrofitting Kit.

→ Please keep these operating instructions in a safe place.

Contents

1. Range of Uses for Your GARDENA UVC Retrofitting Kit	8
2. For Your Safety	8
3. Initial Operation	9
4. Maintenance	10
5. Trouble-Shooting	10
6. Storage	11
7. Technical Data	11
8. Service	11

1. Range of Uses for Your GARDENA UVC Retrofitting Kit

Purpose

The GARDENA UVC Retrofitting Kit should only be used in combination with one of the GARDENA pressure filters (art. 7901/7902). It is only intended for domestic outdoor use for intensive cleaning of pond water in garden ponds with and without fish.

Please note



The GARDENA UVC Retrofitting Kit should not be used with any other pressure filters apart from GARDENA pressure filters (art. 7901/7902) nor should it be used for industrial purposes or in combination with chemicals, food, easily combustible and explosive substances.

2. For Your Safety



Caution!
Protect eyes
from flash

Caution! Ultraviolet radiation.

This radiation is harmful to eyes and skin.

→ **Never operate the lamp without its casing!**

Please note that the light does not work until assembly of the filter has been completed because of a built-in safety switch.

→ Switch the pump on first before you plug the UVC-light into a 230 V AC mains socket.

The maximum permissible operating pressure (P_{\max}) is 0.2 bar.

Mains connection

The UVC-light must be operated via a fault current circuit-breaker (FI-switch) with a nominal fault current ≤ 30 mA (DIN VDE 0100-702 and 0100-738).

→ Please ask an electrician.

The data on the type plate must match the data for the power circuit.

→ Unplug for winter storage, when not in use and before maintenance!

The main connection lead can only be exchanged by the GARDENA Service Centre.

Main connection leads should not have a smaller cross-section than rubber hose leads with the coding H05 RNF. Extension leads must comply with DIN VDE 0620.

Do not use extension leads, connection leads or adapters without a protective contact.

Do not carry the UVC-light by the cable and do not use the cable to pull the plug out of the socket.

Please protect the cable from heat, oil and sharp edges. Make sure that connection points remain dry.

For Austria

In Austria power cables should correspond to ÖVE-EM 42, T2 (2000)/1979 § 22 according to § 2022.1. According to this standard units used in swimming pools and ponds should only be operated via an isolating transformer. Please contact your electrician.

For Switzerland

In Switzerland mobile appliances which are used outdoors, must be connected via a residual-current device.

Inspection

→ Inspect the equipment before use to ensure that the UVC-light, especially the mains cable and plug, is not damaged.

Do not use a damaged light. If damaged, have the UVC-light checked by GARDENA Service or an approved electrician.

Plug the pump into the mains before using the UVC-light.

Do not use the light if the connection lead, glass tube or the housing of the UVC-light appear to be defective.

Never operate the UVC-light without water throughput.

Set up pressure filter with UVC-light:

→ Position the pressure filter in a safe place where it cannot flood and at a distance of at least 2 m from the pond (the filter must be protected from falling in the pond) – **or** – bury the pressure filter at a distance of at least 2 m from the pond (in accordance with the operating instructions for the pressure filter).

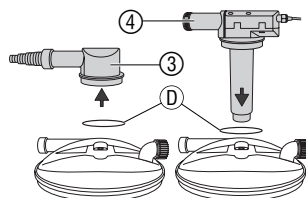
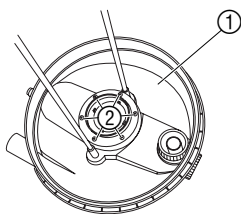
Temperature monitor

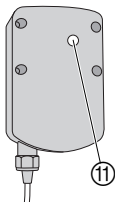
A built-in temperature monitor switches the UVC-light off if over-heating occurs. It switches on again after cooling down.

3. Initial Operation

Insert UVC-light and start up:

1. Remove the cover of the pressure filter ① in accordance with the operating instructions for the pressure filter and remove the foam filters and the foam supports.
2. Insert the bulb ⑨ as described in "5. Trouble-Shooting, Changing the bulb".
3. Unscrew the 6 screws ② and remove the water outlet ③ of the pressure filter.



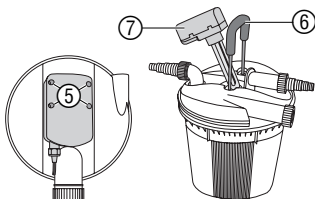


4. Screw the UVC-retrofitting kit (4) firmly in place with the sealing ring (10) and the 6 screws (2) on the pressure filter cover (1).
5. Refit the pressure filter in accordance with the operating instructions for the pressure filter.
6. Switch on the pump.
7. Plug the mains plug of the UVC-light into a 230 V AC mains socket. *The pilot light (11) lights up blue.*

Do not operate the UVC-light without water flowing through the pressure filter.

4. Maintenance

Cleaning the light:



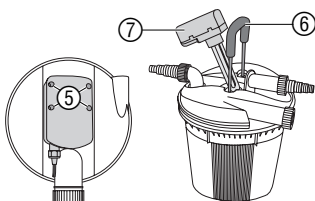
1. Unplug the UVC-light from the mains and switch off the pump.
2. Unscrew the 4 screws (5) on the upper side of the UVC-light.
3. (only for pressure filter PF 11000):
Pull up cleaning handle (6) of the pressure filter.
4. Remove the light unit (7) of the UVC-light carefully.
5. Clean glass tube (8) e.g. with a glass cleaner.
6. Reassemble the light unit in reverse order.

5. Trouble-Shooting

The UVC-bulb should be changed after approximately 8000 operating hours because the UVC power decreases sharply after this or if the pilot light (11) does not light up any longer.

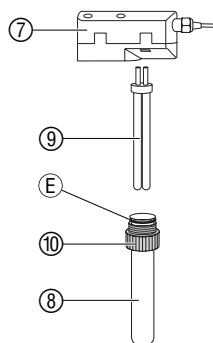
Changing the bulb:

Only bulbs of type 11 W TC-S (UV-C) should be used (e. g. Radium: Puritec NSE 11-270, Philips: TUV PL-S 11 W or Sylvania: G11 LYNX-S GERMICIDAL).



1. Unplug the UVC-light from the mains and switch off the pump.
2. Unscrew the 4 screws (5) on the top of the UVC-light.
3. (only for pressure filter PF 11000):
Pull cleaning lever (6) of the pressure filter upwards.
4. Take the lighting unit (7) of the UVC-light carefully from the pressure filter (10).
5. Unscrew the collar of the glass tube (8) carefully.
6. Replace bulb (9) with a new bulb.
7. Reassemble the light in reverse order.

Ensure that the O-ring (E) is fitted on the glass tube.



Fault	Possible cause	Remedy
The pilot light is not on.	Bulb defective.	→ Change bulb.
	Connections defective.	→ Check electrical connections.
The water is not clear.	The light unit of the UVC-light is dirty.	→ Clean light unit (see 4. Maintenance).
	Wrong pump, leaves in the pond, pond too rich in nutrients or too many fish in the pond.	→ Please read the operating instructions for the pressure filter (Art. 7901/7902) on this subject.

If any other faults occur, please contact GARDENA Service.

6. Storage

Over-wintering:



1. Clean UVC-light thoroughly and dry it.
2. Store UVC-light in a dry, frost-free place.

Disposal:

(in accordance with
RL2002/96/EC)



The product must not be added to normal household waste. It must be disposed of properly.

7. Technical Data

Art. No.:	7903
Bulb:	type 11 W TC-S (UV-C) (e. g. Radium: Puritec NSE 11-270, Philips: TUV PL-S 11 W or Sylvania: G11 LYNX-S GERMICIDAL)
Mains voltage / mains frequency:	230 V / 50 Hz

8. Service

Warranty

GARDENA guarantees this product for 2 years (from date of purchase). This guarantee covers all serious defects of the unit that can be proved to be material or manufacturing faults. Under warranty we will either replace the unit or repair it free of charge if the following conditions apply:

- The unit must have been handled properly and in keeping with the requirements of the operating instructions.
- Neither the purchaser or a non-authorized third party have attempted to repair the unit.

The wearing part, bulb (type 11 W TC-S (UV-C)), is excluded from the warranty.

This manufacturer's guarantee does not affect the user's existing warranty claims against the dealer/seller.

If you have any problems with your pump, please contact our Customer Service or return the defective unit together with a short description of the problem directly to one of the GARDENA Service Centres listed on the back of this leaflet.

Product Liability

We expressly point out that, in accordance with the product liability law, we are not liable for any damage caused by our units if it is due to improper repair or if parts exchanged are not original GARDENA parts or parts approved by us, and, if the repairs were not carried out by a GARDENA Service Centre or an authorised specialist. The same applies to spare parts and accessories.

EU Certificate of Conformity

The undersigned

GARDENA Manufacturing GmbH · Hans-Lorensen-Str. 40 · D-89079 Ulm

hereby certifies that, when leaving our factory, the unit indicated below is in accordance with the harmonised EU guidelines, EU standards of safety and product specific standards.

This certificate becomes void if the unit is modified without our approval.

Description of the unit:	UVC Retrofitting Kit
Art. No.:	7903
EU directives:	Low Voltage Directive 73/23/EC Electromagnetic Compatibility 89/336/EC Directive 93/68/EC

Year of CE marking: 2002

Ulm, 27.03.2002



Thomas Heintl
Technical Dept. Manager

Deutschland / Germany

GARDENA
Manufacturing GmbH
Service Center
Hans-Lorenser-Straße 40
D-89079 Ulm
Produktfragen:
(+49) 731 490-123
Reparaturen:
(+49) 731 490-290
service@gardena.com

Argentina

Argensem® S.A.
Calle Colonia Japonesa s/n
(1625) Loma Verde
Escobar, Buenos Aires
Phone: (+54) 34 88 49 40 40
info@argensem.com.ar

Australia

Nylex Consumer Products
50-70 Stanley Drive
Somerton, Victoria, 3062
Phone: (+61) 3 95 81 05 34
nylex.spareparts@
nylex.com.au

Austria / Österreich

GARDENA
Österreich Ges.m.b.H.
Stettnerweg 11-15
2100 Korneuburg
Tel.: (+43) 22 62 7 45 45 36
kundendienst@gardena.at

Belgium

GARDENA Belgium NV/SA
Sterrebeekstraat 163
1930 Zaventem
Phone: (+32) 2 720 92 12
Mail: info@gardena.be

Brazil

Palash Comércio e
Importação Ltda.
Rua Helena, 285 c/pto 12
Vila Olímpia - 04552-050
São Paulo
Phone: (+55) 11 30 45 33 00
eduardo@palash.com.br

Bulgaria

DENEX LTD.
2 Luis Ahalier Str. - 7th floor
Sofia 1404
Phone: (+359) 2 958 18 21
office@denex-bg.com

Canada

GARDENA Canada Ltd.
100 Summerlea Road
Brampton, Ontario L6T 4X3
Phone: (+1) 905 792 93 30
info@gardenacanada.com

Chile

Antonio Martinic y Cia Ltda.
Cassillas 272
Centro de Cassillas
Santiago de Chile
Phone: (+56) 2 20 10 708
garfar_cl@yahoo.com

Costa Rica

Compania Exim
Euroiberoamericana S.A.
Los Colegios, Moravia,
200 metros al Sur del Colegio
Saint Francis - San José
Phone: (+506) 297 68 83
exim_euro@racsa.co.cr

Croatia

KLIS d.o.o.
Stanciceva 79
10419 Vukovina
Phone: (+385) 1 622 777 0
klis@zg.hinet.hr

Cyprus

FARMOKIPIKI LTD
P.O. Box 7098
74, Digeni Akritas Ave.
1641 Nicosia
Phone: (+357) 22 75 47 62
condam@spidernet.com.cy

Czech Republic

GARDENA spol. s r.o.
Řípská 20a, č.p. 1153
627 00 Brno
Phone: (+420) 800 100 425
gardena@gardenabrno.cz

Denmark

GARDENA Norden AB
Salgsafdeling Danmark
Box 9003
S-200 39 Malmö
info@gardena.dk

Finland

Habitec Oy
Martinkyläntie 52
01720 Vantaa

France

GARDENA
PARIS NORD 2
69, rue de la Belle Etoile
BP 57080
ROISSY EN FRANCE
95948 ROISSY CDG CEDEX
Tél. (+33) 0826 101 455
service.consommateurs@
gardena.fr

Great Britain

GARDENA UK Ltd.
27-28 Brenkley Way
Blezard Business Park
Seaton Burn
Newcastle upon Tyne
NE13 6DS
info@gardena.co.uk

Greece

Agrokipi
G. Psomadopoulos & Co.
33 A, Ifestou str. –
Industrial Area
194 00 Koropi, Athens
Phone: (+30) 210 6620225
service@agrokipi.gr
www.agrokipi.gr

Hungary

GARDENA
Magyarország Kft.
Késmárk utca 22
1158 Budapest
Phone: (+36) 80 20 40 33
gardena@gardena.hu

Iceland

Heimilistaeki hf
Saetun 8
P.O. Box 5340
125 Reykjavik

Ireland

Michael McLoughlin & Sons
Hardware Limited
Long Mile Road
Dublin 12

Italy

GARDENA Italia S.p.A.
Via Donizetti 22
20020 Lainate (Mi)
Phone: (+39) 02.93.94.79.1
info@gardenaitalia.it

Japan

KAKUICHI Co. Ltd.
Yamato Bldg., 5-3-1,
Kojimachi
Chiyoda-ku, Tokyo 102-0083
m_ishihara@kaku-ichi.co.jp
Phone: (+81) 33 264 4721

Luxembourg

Magasins Jules Neuberg
Boîte postale 12
L-2010 Luxembourg
Phone: (+352) 40 14 01
info@neuberg.lu

Netherlands

GARDENA Nederland B.V.
Postbus 50176
1305 AD ALMERE
Phone: (+31) 36 521 00 00
info@gardena.nl

Neth. Antilles

Jonka Enterprises N.V.
Sta. Rosa Weg 196
P.O. Box 8200
Curaçao
Phone: (+599) 9 767 66 55
pgm@jonka.com

New Zealand

NYLEX New Zealand Limited
22 Saleyards Road Otahuhu
Private Bag 94001
SAMC Manukau
Phone: (+64) 9 270 1806
david.eeles@nylex.com.au

Norway

GARDENA Norden AB
Salgskontor Norge
Karihaugveien 89
1086 Oslo
info@gardena.no

Poland

GARDENA Polska Sp. z o.o.
Szymanów 9 d
05-532 Baniocha
Phone: (+48) 22 727 56 90
gardena@gardena.pl

Portugal

GARDENA Portugal Lda.
Recta da Granja do Marquês
Edif. GARDENA Algueirão
2725-596 Mem Martins
Phone: (+351) 21 922 85 30
info@gardena.pt

Romania

MADEX INTERNATIONAL
Str. Avionului No. 17
Bl.6D, SC.1, Ap.1, Sect. 1,
București
Phone: (+40) 21 323 32 54
madex@ines.ro

Russia / Россия

AO AMIDA TТC
ул. Москвафильмовская 66
117330 Москва
Phone: (+7) 095 956 99 00
amida@col.ru

Singapore

Hy - Ray Enterprises
Block 1002 Toa Payoh
Industrial Park
#07-1433/1435/1451
Singapore 319074
Phone: (+65) 625 32 277
hyray@singnet.com.sg

Slovak Republic

GARDENA Slovensko, s.r.o.
Bohrova č. 1
85101 Bratislava
Phone: (+421) 263 453 722
info@gardena.sk

Slovenia

Silk d.o.o. Trgovina
Brodišče 15
1236 Trzin
Phone: (+386) 1 580 93 00
gardena@silk.si

South Africa

GARDENA
South Africa (Pty.) Ltd.
P.O. Box 11534
Vorna Valley 1686
Phone: (+27) 11 315 02 23
sales@gardena.co.za

Spain

GARDENA IBÉRICA S.L.U.
C/ Basauri, nº 6
La Florida
28023 Madrid
Phone: (+34) 91 708 05 00
(4 líneas)
atencioncliente@gardena.es

Sweden

GARDENA Norden AB
Försäljningskontor Sverige
Box 9003
200 39 Malmö
info@gardena.se

Switzerland / Schweiz

GARDENA (Schweiz) AG
Bitzberg 1
8184 Bachenbülach
Phone: (+41) 1 860 26 66
info@gardena.ch

Turkey

GARDENA / Dost Diş Ticaret
Mümessilik A.Ş. Sanayi
Çad. Adil Sokak No. 1
Kartal - Istanbul
Phone: (+90) 216 38 93 939
info@gardena-dost.com.tr

Ukraine / Украина

АОЗТ АЛЬЦЕСТ
ул. Гайдара 50
г. Киев 01033
Phone: (+380) 44 220 4335
info@gardena.ua

USA

Melnor Inc.
3085 Shawnee Drive
Winchester, VA 22604
Phone: (+1) 540 722-9080
service_us@melnor.com

7903-20.960.05/0503

© GARDENA
Manufacturing GmbH
D-89070 Ulm
http://www.gardena.com