

Art. 864

- D** **Gebrauchsanweisung**  
Drucksprüher 1,25 l

---

- GB** **Operating Instructions**  
Pressure Sprayer 1.25 l

---

- F** **Mode d'emploi**  
Pulvérisateur à pression  
préalable 1,25 l

---

- NL** **Gebruiksaanwijzing**  
Druckspruit 1,25 l

---

- S** **Bruksanvisning**  
Tryckspruta 1,25 l

---

- I** **Istruzioni per l'uso**  
Irroratore a pressione 1,25 l

---

- E** **Manual de instrucciones**  
Pulverizador a presión 1,25 l

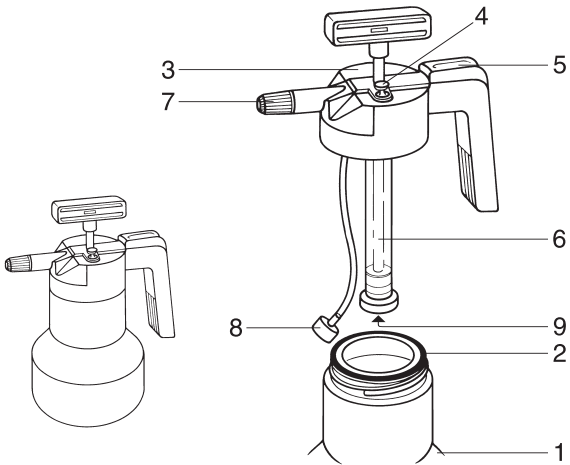
---

- P** **Instruções de utilização**  
Pulverizador de Pressão 1,25 l

---

- DK** **Brugsanvisning**  
Tryksprøjte 1,25 l

- D** Beim Lesen der Gebrauchsanweisung bitte die Umschlagseite herausklappen. Seite 4 - 9
- GB** Unfold inside illustrated cover page when reading the operating instructions. Page 10 - 15
- F** Dépliez le 2ème volet de la couverture pour avoir les illustrations sous les yeux pendant la lecture du mode d'emploi. Page 16 - 21
- NL** Bij het lezen van de gebruiksaanwijzing de bladzijde met de afbeeldingen openslaan. Pagina 22 - 27
- S** Ha omslaget utvikt när du läser bruksanvisningen. Sida 28 - 32
- I** Leggere attentamente le istruzioni tenendo aperto il pieghevole per avere sott'occhio i disegni esplicativi. Pagina 33 - 38
- E** Para facilitar la lectura, desdoble la cubierta. Página 39 - 44
- P** Desdobre a página na capa interior para ler as instruções de manejo. Página 45 - 50
- DK** Lad omslaget med illustrationer være foldet ud når du læser brugsanvisningen. Side 51 - 56





# GARDENA

## Pressure Sprayer

### 1.25 l

#### Technical Data

---

Container volume:	1.6 l
Permissible capacity:	1.25 l
Permissible working pressure:	3 bar
Materials:	high-quality pressure vessel

---

#### Operating Instructions

This GARDENA Pressure Sprayer is the ideal appliance for spraying fluids used in the house or garden.

Before initial operation, please read these operating instructions carefully.

#### Main Parts

1. Container
2. Container O-ring
3. Grip
4. Safety valve
5. Operating switch
6. Pump tube
7. Plastic nozzle
8. Filter
9. Washer

## Filling

Release pressure by lifting the safety valve (4), unscrew container (1) and fill in the required quantity. The maximum mark point of the container must not be exceeded. Mix the fluids well so that in particular all powderlike substances are completely dissolved.

## Pumping and Spraying

Before unscrewing the container check that the O-ring (2) is seated correctly.

Screw the grip (3) tightly onto the container and start pumping. The optimum working pressure is reached when the built-in safety valve (4) opens. For spraying press the operating switch (5).

The GARDENA Pressure Sprayers are designed for distribution of fluid, solvent-free insecticides<sup>1)</sup>, weed-killers<sup>1)</sup>, fertilisers<sup>1)</sup>, window cleaning agents<sup>1)</sup>, car wax and polish<sup>1)</sup> around house and garden.

They are not to be used in public facilities, parks, sport grounds, on roads, in agriculture or forestry.

It is essential to observe the manufacturer's operating instructions to ensure the unit's proper functioning. The operating instructions also contain hints for service, maintenance and repair.



**To avoid injury to persons the GARDENA Pressure Sprayers may be used only for distributing the fluids indicated by the manu-**

**facturer. Never use your Pressure Sprayer for distribution of germicides and impregnating agents.**

We recommend that you use only those plant protectives approved by the BBA (Federal Biological Institute). At the time of production of this unit, the manufacturer was not aware of any detrimental influences of the plant protectives approved by the BBA on the material of the Pressure Sprayers.

1) According to the German laws and regulations concerning plant protectives and detergents only authorised agents may be used (authorised, specialised dealers).

## Maintenance, Care and Storage



**To avoid injury to people never open the Pressure Sprayer or unscrew the nozzle when the Pressure Sprayer is still under pressure.**



**After every use, release pressure (ensuring that the sprayer is always placed vertically), empty the container, clean it carefully and rinse with clear water. Then leave the pressure sprayer open and allow to dry. Do not dispose of residual fluids in the sewerage system (local disposal systems).**



**We recommend that you allow your pressure sprayer to be tested every 5 years, preferably at a GARDENA Service Centre.**



**As a result of incompatibility with some substances:**

- **Never use aggressive, cleaning agents containing solvents or petrol.**
- **Do not expose your GARDENA Pressure Sprayer to extreme heat.**

For cleaning the valves, the spray tube and nozzle, operate the unit with clear water (if necessary, by adding some washing-up liquid).

For storing the unit, always empty it completely by spraying, even after having cleaned it with water. Store it safely in a frost-resistant place.

## **Trouble-Shooting**

Problem

Remedy

**Pump does not build up pressure.**

Fasten the container more tightly at the grip.

Tighten the pump tube (6).

Check the container O-ring (2).

Check if the washer (9) is seated correctly.




Problem	Remedy
<b>The unit does not spray or only with insufficient spray jet, although there is enough pressure.</b>	Clean the plastic nozzle (7).
	Clean the filter (8).





If you have any other problem with your Pressure Sprayer, please contact our Customer Service or return the defective unit together with a short description of the problem directly to one of the GARDENA Service Centres listed on the back of this leaflet. If covered under warranty, please include a copy of the receipt.

**We expressly point out that, in accordance with the product liability law, we are not liable for any damage caused by our units if it is due to improper repair or if parts exchanged are not original GARDENA parts or parts approved by us, and, if the repairs were not carried out by a GARDENA Service Centre or an authorised specialist. The same applies to spare parts and accessories.**



## Safety and operation hints

-  Examine your pressure sprayer before every use, make a visual check.
-  In order to avoid possible chemical reactions always clean your pressure sprayer when changing the fluid.
-  Never leave your pressure sprayer unattended with the container filled and under pressure.

-  Keep children away from the unit.
-  It's yourself who is responsible towards other persons.
-  Operate the safety valve only when the sprayer is placed vertically.
-  When using several pressure sprayers pay attention that you do not interchange the containers and container caps.

## D

### Garantie

GARDENA gewährt für dieses Produkt 2 Jahre Garantie (ab Kaufdatum). Diese Garantieleistung bezieht sich auf alle wesentlichen Mängel des Gerätes, die nachweislich auf Material- oder Fabrikationsfehler zurückzuführen sind. Sie erfolgt durch die Ersatzlieferung eines einwandfreien Gerätes oder durch die kostenlose Reparatur des eingesandten Gerätes nach unserer Wahl, wenn folgende Voraussetzungen gewährleistet sind:

- Das Gerät wurde sachgemäß und laut den Empfehlungen in der Gebrauchsanweisung behandelt.

- Es wurde weder vom Käufer noch von einem Dritten versucht, das Gerät zu reparieren.

Diese Hersteller-Garantie berührt die gegenüber dem Händler/Verkäufer bestehenden Gewährleistungsansprüche nicht.

## GB

### Guarantee

GARDENA guarantees this product for 2 years (from date of purchase). This guarantee covers all serious defects of the unit that can be proved to be material or manufacturing faults. Under warranty we will either replace the unit or repair it free of charge if the following conditions apply:

- The unit must have been handled properly and in keeping with the requirements of the operating instructions.
- Neither the purchaser or a non-authorized third party have attempted to repair the unit.

This manufacturer's guarantee does not affect the user's existing warranty claims against the dealer/seller.

## F

### Garantie

GARDENA accorde pour cet appareil une garantie contractuelle de 2 ans à compter du jour de l'achat. Elle est assurée par le remplacement gratuit des pièces défectueuses ou de

l'appareil. Le choix en étant laissé à la libre initiative de GARDENA. En tout état de cause s'applique la garantie légale couvrant toutes les conséquences des défauts ou vices cachés (article 1641 et suivants du Code Civil). Pour que ces garanties soient valables, les conditions suivantes doivent être remplies :

- L'appareil a été manipulé de manière adéquate, suivant les instructions du mode d'emploi.
- Il n'y a eu aucun essai de réparation, ni par le client, ni par un tiers.

Une intervention sous garantie ne prolonge pas la durée initiale de la garantie contractuelle.

**Toutes les revendications dépassant le contenu de ce texte ne sont pas couvertes par la garantie, quel que soit le motif de droit.**

**Pendant la période de garantie, le Service Après-Vente et les Centres SAV agréés effectueront, à titre payant, les réparations nécessaires par suite de manipulations erronées.**



## **Garantie**

GARDENA geeft op dit product 2 jaar garantie (vanaf de aankoopdatum). Deze garantie heeft betrekking op alle wezenlijke defecten aan het toestel, die aanwijsbaar op materiaal- of fabricagefouten berusten.

Garantie vindt plaats door de levering van een vervangend apparaat of door de gratis reparatie van het ingestuurde apparaat, naar onze keuze, indien aan de volgende voorwaarden is voldaan:

- Het apparaat werd vakkundig en volgens de adviezen in de gebruiksaanwijzing behandeld.
- Noch de koper, noch een derde persoon heeft getracht het apparaat te repareren.

Deze garantie van de producent heeft geen betrekking op de ten aanzien van de handelaar/verkoper bestaande aansprakelijkheid.

## S

### Garanti

GARDENA lämnar 2 års garanti för denna produkt. Garantin gäller från inköpsdatum. Denna garanti täcker alla allvarsliga defekter på maskinen som kan bevisas vara materiella fel eller tillverkningsfel. Under garanti-tiden repareras eller utbytes enheten utan kostnad under följande förutsättningar:

- Enheten måste ha skötts och använts i enlighet med bruksanvisningen.
- Varken köparen eller en icke auktoriserad tredje part får ha försökt reparera enheten.

Denna tillverkargaranti påverkar inte köparens existerande garanti krav på återförsäljaren.

## I

### Garanzia

Questo prodotto GARDENA è coperto da garanzia legale (nella Comunità Europea per 24 mesi a partire dalla data di acquisto) relativamente a tutti i difetti sostanziali imputabili a vizi di fabbricazione o di materiale impiegato. Il prodotto in garanzia potrà essere, a nostra discrezione, o sostituito con uno in perfetto stato di funzionamento o riparato gratuitamente qualora vengano osservate le seguenti condizioni:

- il prodotto sia stato adoperato in modo corretto e conforme alle istruzioni e nessun tentativo di riparazione sia stato eseguito dall'acquirente o da terzi;
- il prodotto sia stato spedito a spese del mittente direttamente a un centro assistenza GARDENA allegando il documento che attesta l'acquisto (fattura o scontrino fiscale) e una breve descrizione del problema riscontrato.

L'intervento in garanzia non estende in nessun caso il periodo iniziale.

La presente garanzia del produttore non inficia eventuali rivalse nei confronti del negoziante/rivenditore.

## **E**

### **Garantía**

Para este producto GARDENA concede una garantía de 2 años (a partir de la fecha de compra). Esta garantía se refiere a todos los defectos esenciales del producto que tengan de origen defectos de materiales o de fabricación. La garantía se efectúa mediante intercambio por un artículo en perfectas condiciones o mediante la reparación gratuita de la pieza enviada, según nuestro criterio, sólo en el caso de que se hayan cumplido los siguientes requisitos:

- El aparato fue manipulado correctamente y según la indicaciones del manual de instrucciones.

- Ni el cliente ni terceros intentaron repararlo.

Esta garantía del fabricante no afectará la existente entre el distribuidor/vendedor.

## **P**

### **Garantia**

A GARDENA garante este produto durante 2 anos (a partir da data da compra). Esta garantia cobre essencialmente todos os defeitos do aparelho que se provem ser devido ao material ou falhas de fabrico. Dentro da garantia nós trocaremos ou repararemos o aparelho gratuitamente se as seguintes condições tiverem sido cumpridas:

- O aparelho foi utilizado de uma forma correcta e segundo os conselhos do manual de instruções.
- Nunca o proprietário, nem um terceiro, estranho aos serviços GARDENA, tentou reparar o aparelho.

Esta garantia do fabricante não afecta as existentes queixas de garantia contra o agente/vendedor.

## **DK**

### **Garanti**

GARDENA's garanti for dette produkt er 2 år (fra købsdatoen). Garantien dækker alle væsentlige defekter på apparatet, som kan bevises at stamme fra defekt materiel eller produk-

tionsfejl. Hvis reparationen dækkes af garantien vil vi vælge enten at udskifte apparatet eller at reparere indsendt apparat uden beregning, under forudsætning af at følgende er overholdt:

- Apparatet er behandlet korrekt og i h.t. informationerne beskrevet i brugsanvisningen.

- Hverken køber eller tredjepart har forsøgt at reparere apparatet.

Denne garanti fra producenten har ingen indflydelse på eksisterende garantikrav over for forhandleren.



**Deutschland / Germany**

GARDENA  
Manufacturing GmbH  
Service Center  
Hans-Lorenser-Straße 40  
D-89079 Ulm  
Produktfragen:  
(+49) 731 490-123  
Reparaturen:  
(+49) 731 490-290  
service@gardena.com

**Argentina**

Argensem® S.A.  
Calle Colonia Japonesa s/n  
(1625) Loma Verde  
Escobar, Buenos Aires  
Phone: (+54) 34 88 49 40 40  
info@argensem.com.ar

**Australia**

Nylex Consumer Products  
50-70 Stanley Drive  
Somerton, Victoria, 3062  
Phone: (+61) 1800 658 276  
spare.parts@nylex.com.au

**Austria / Österreich**

GARDENA  
Österreich Ges.m.b.H.  
Stettnerweg 11-15  
2100 Korneuburg  
Tel.: (+43) 22 62 7 45 45 36  
kundendienst@gardena.at

**Belgium**

GARDENA Belgium NV/SA  
Sterrebeekstraat 163  
1930 Zaventem  
Phone: (+32) 2 7 20 92 12  
Mail: info@gardena.be

**Brazil**

Palash Comércio e  
Importação Ltda.  
Rua Américo Brasiliense,  
2414 - Chácara Sto Antonio  
São Paulo - SP - Brasil -  
CEP 04715-005  
Phone: (+55) 11 5181-0909  
eduardo@palash.com.br

**Bulgaria**

DENEX LTD.  
2 Luis Ahalier Str. - 7th floor  
Sofia 1404  
Phone: (+359) 2 958 18 21  
office@denex-bg.com

**Canada**

GARDENA Canada Ltd.  
100 Summerlea Road  
Brampton, Ontario L6T 4X3  
Phone: (+1) 905 792 93 30  
info@gardenacanada.com

**Chile**

Antonio Martinic y Cia Ltda.  
Cassillas 272  
Centro de Cassillas  
Santiago de Chile  
Phone: (+56) 2 20 10 708  
garfar\_cl@yahoo.com

**Costa Rica**

Compania Exim  
Euroiberoamericana S.A.  
Los Colegios, Moravia,  
200 metros al Sur del  
Colegio Saint Francis  
San José  
Phone: (+506) 297 68 83  
exim\_euro@racsa.co.cr

**Croatia**

KLIS d.o.o.  
Stanciceva 79  
10419 Vukovina  
Phone: (+385) 1 622 777 0  
gardena@klis-trgovina.hr

**Cyprus**

FARMOKIPIKI LTD  
P.O. Box 7098  
74, Digeni Akrita Ave.  
1641 Nicosia  
Phone: (+357) 22 75 47 62  
condam@spidernet.com.cy

**Czech Republic**

GARDENA spol. s r.o.  
Řípská 20a, č.p. 1153  
627 00 Brno  
Phone: (+420) 800 100 425  
gardena@gardenabrno.cz

**Denmark**

GARDENA Norden AB  
Salgsafdeling Danmark  
Box 9003  
S-200 39 Malmö  
info@gardena.dk

**Finland**

Habitec Oy  
Martinkyläntie 52  
01720 Vantaa

**France**

GARDENA  
PARIS NORD 2  
69, rue de la Belle Etoile  
BP 57080  
ROISSY EN FRANCE  
95948 ROISSY CDG CEDEX  
Tél. (+33) 0826 101 455  
service.consommateurs@  
gardena.fr

**Great Britain**

GARDENA UK Ltd.  
27-28 Brenkley Way  
Blezard Business Park  
Seaton Burn  
Newcastle upon Tyne  
NE13 6DS  
info@gardena.co.uk

**Greece**

Agrokip  
G. Psomadopoulos & Co.  
33 A, Ifestou str. –  
Industrial Area  
194 00 Koropi, Athens  
Phone: (+30) 210 6620 225  
service@agrokip.gr  
www.agrokip.gr

**Hungary**

GARDENA  
Magyarország Kft.  
Késmárk utca 22  
1158 Budapest  
Phone: (+36) 80 20 40 33  
gardena@gardena.hu

**Iceland**

Ó. Johnson & Kaaber  
Tunguhalsi 1  
110 Reykjavik  
ooj@ojk.is

**Ireland**

Michael McLoughlin & Sons  
Hardware Limited  
Long Mile Road  
Dublin 12

**Italy**

GARDENA Italia S.p.A.  
Via Donizetti 22  
20020 Lainate (Mi)  
Phone: (+39) 02.93.94.79.1  
info@gardenaitalia.it

**Japan**

KAKUICHI Co. Ltd.  
Sumitomo Realty &  
Development Kojimachi  
BLDG., 8F  
5-1 Nibanncoyo, Chiyoda-ku  
Tokyo 102-0084  
m\_isihara@kaku-ichi.co.jp  
Phone: (+81) 33 264 4721

**Luxembourg**

Magasins Jules Neuberg  
Grand Rue 30  
Boîte postale 12  
L-2010 Luxembourg  
Phone: (+352) 40 14 01  
info@neuberg.lu

**Netherlands**

GARDENA Nederland B.V.  
Postbus 50176  
1305 AD ALMERE  
Phone: (+31) 36 521 00 00  
info@gardena.nl

**Neth. Antilles**

Jonka Enterprises N.V.  
Sta. Rosa Weg 196  
P.O. Box 8200  
Curaçao  
Phone: (+599) 9 767 66 55  
pgm@jonka.com

**New Zealand**

NYLEX New Zealand Limited  
Building 2, 118 Savill Drive  
Mangere, Auckland  
Phone: (+64) 9 270 1806  
lena.chapman@nylex.com.au

**Norway**

GARDENA Norden AB  
Salgskontor Norge  
Karihaugveien 89  
1086 Oslo  
info@gardena.no

**Poland**

GARDENA Polska Sp. z o.o.  
Szymanów 9 d  
05-532 Baniocza  
Phone: (+48) 22 727 56 90  
gardena@gardena.pl

**Portugal**

GARDENA Portugal Lda.  
Recta da Granja do Marquês  
Edif. GARDENA Algueirão  
2725-596 Mem Martins  
Phone: (+351) 21 922 85 30  
info@gardena.pt

**Romania**

MADEX  
INTERNATIONAL SRL  
Soseaua Odaii 117-123,  
Sector 1,  
București, RO 013603  
Phone: (+40) 21 352 76 03  
madex@ines.ro

**Russia / Россия**

АО АМИДА ТТЦ  
ул. Мосфильмовская 66  
117330 Москва  
Phone: (+7) 095 956 99 00  
amida@col.ru

**Singapore**

Hy - Ray PRIVATE LIMITED  
40 Jalan Pemimpin  
#02-08 Tat Ann Building  
Singapore 577185  
Phone: (+65) 6253 2277  
hyray@singnet.com.sg

**Slovak Republic**

GARDENA  
Slovensko, s.r.o.  
Bohrova č. 1  
85101 Bratislava  
Phone: (+421) 263 453 722  
info@gardena.sk

**Slovenia**

Silk d.o.o.  
Brodišče 15  
1236 Trzin  
Phone: (+386) 1 580 93 00  
gardena@silk.si

**South Africa**

GARDENA  
South Africa (Pty.) Ltd.  
P.O. Box 11534  
Vorna Valley 1686  
Phone: (+27) 11 315 02 23  
sales@gardena.co.za

**Spain**

GARDENA IBÉRICA S.L.U.  
C/ Basauri, nº 6  
La Florida  
28023 Madrid  
Phone: (+34) 91 708 05 00  
atencioncliente@  
gardena.es

**Sweden**

GARDENA Norden AB  
Försäljningskontor Sverige  
Box 9003  
200 39 Malmö  
info@gardena.se

**Switzerland / Schweiz**

GARDENA (Schweiz) AG  
Bitziberg 1  
8184 Bachenbülach  
Phone: (+41) 1 860 26 66  
info@gardena.ch

**Turkey**

GARDENA /  
Dost Diş Ticaret  
Mümessillik A.Ş. Sanayi  
Çad. Adil Sokak No. 1  
Kartal - İstanbul  
Phone:  
(+90) 216 38 93 939  
info@gardena-dost.com.tr

**Ukraine / Украина**

ALTSEST JSC  
4 Petropavlivska Street  
Petropavlivska  
Borschahivka Town  
Kyivo Svyatoshyn Region  
08130, Ukraine  
Phone:  
(+380) 44 459 57 03  
upyr@altsest.kiev.ua

**USA**

Melnor Inc.  
3085 Shawnee Drive  
Winchester, VA 22604  
Phone: (+1) 540 722-9080  
service\_us@melnor.com

864-20.960.07/0106  
© GARDENA  
Manufacturing GmbH  
D-89070 Ulm  
<http://www.gardena.com>