

Art. 1735

D **Gebrauchsanweisung**
Schwimmerschalter

GB **Operating Instructions**
Float Switch

F **Mode d'emploi**
Flotteur

NL **Gebruiksaanwijzing**
Vlotterschakelaar

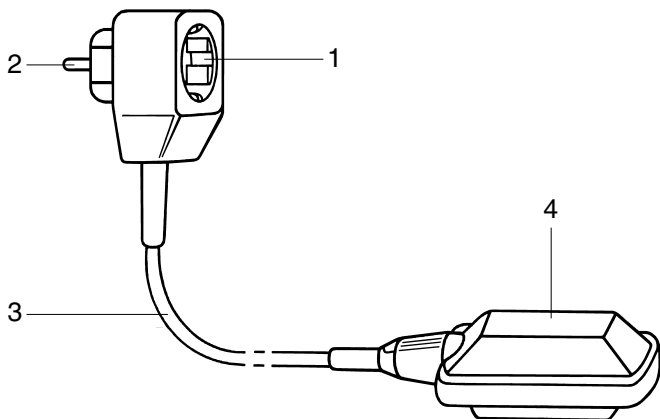
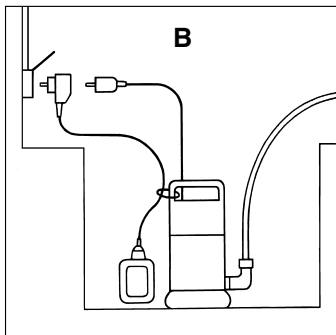
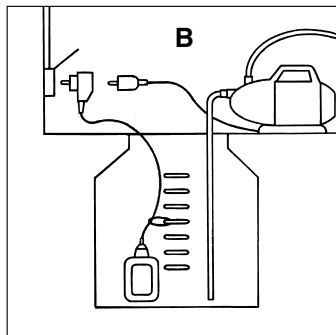
S **Bruksanvisning**
Flottörbrytare

I **Istruzioni per l'uso**
Interruttore flottante

E **Manual de instrucciones**
Interruptor-flotador

P **Instruções de utilização**
Interruptor Flutuante

D	Seite	S	Page
Beim Lesen der Gebrauchsanweisung bitte die Umschlagseite herausklappen.		Ha omslaget utvikt mår Du låser bruksanvisningen.	
Gebrauchsanweisung	4 – 6	Bruksanvisning	13 – 14
GB	Page	I	Pagina
Unfold inside illustrated cover page when reading the operating instructions.		Nel consultare le istruzioni aprite il pieghevole per avere sott'occhio i disegni esplicativi.	
Operating Instructions	7 – 8	Istruzioni per l'uso	15 – 16
F	Page	E	Página
Dépliez le 2ème volet de la couverture pour avoir les illustrations sous les yeux pendant la lecture du mode d'emploi.		Durante le lectura, rogamos desdoble la cubierta.	
Mode d'emploi	9 – 10	Manual de instrucciones	17 – 18
NL	Pagina	P	Página
Bij het lezen van de gebruiksaanwijzing de bladzijde met de afbeeldingen uitklappen.		Durante a leitura deste manual por favor desdobre a pagina ilustrada	
Gebruiksaanwijzing	11 – 12	Instruções de manejo	19 – 20

A**B****B**

GARDENA Float Switch

1. Information concerning the Operating Instructions

Please read these operating instructions thoroughly. Follow the information given. Use the operating instructions to get acquainted with the proper use of the Float Switch.



For safety reasons, people who are not familiar with these operating instructions should not use this Float Switch.

Children under the age of 16 should not use the Float Switch. Keep them away from the connected unit.

Following the operating instructions supplied by the manufacturer is a prerequisite for the proper use of the Float Switch.

2. Function and Application Range

The Float Switch can be used in conjunction with all pumps operated with 230 V / 50/60 Hz a.c. (alternating current), e.g. garden pumps, pressure tank units, submersible pumps or submersible pressure pumps which have been designed for private use around house and garden. It automatically switches on the pump when the water level rises and switches off the pump at a lower water level.

3. Functional Parts

1. Socket
2. Mains plug
3. Float switch cable
4. Float switch casing

4. Installation

- Plug the power- or extension cable into the socket (1) of the Float Switch.
- Connect the mains plug (2) to a 230 V a.c. (alternating current) socket.
- For usage with garden pumps and pressure tank units in water reservoirs or with submersible and submersible pressure pumps secure the float switch cable (3) to the pump ensuring that the Float Switch automatically switches on and off depending on the respective water level (ill. B). (The ball in the Float Switch must "fall" into the respectively contrary direction of the float switch casing (4) to switch on/off the pump.

5. Safety and Operation Hints



- **Caution: Pursuant to DIN VDE 0100-702 and 0100-738 use of a pump in/nearby swimming pools and garden ponds and other similar places is only permissible, if the pump is operated via a circuit breaker safety switch (FI switch). As an additional safety device an authorised safety switch can be used. Please ask your electrician for his advice.**
- Pursuant to DIN VDE 0620 power cables as well as extension cables must not have a smaller diameter than rubber sheathed cables described with letter symbols H07 RNF.
- In Austria, the electrical connections must be made according to ÖVE-EM 42, T2 (2000)/1979 § 22 based on § 2022.1. Pursuant to this regulation it is imperative to operate pumps in swimming pools and nearby garden ponds

exclusively via an isolating transformer. Please ask your electrician.

- In Switzerland mobile appliances which are used outdoors, must be connected via a circuit breaker safety switch.
- Make sure that connections are made in an area protected from floodings.
- Before operating the pump, first make a visual check, if there is any damage (esp. regarding power cable and plug).
A damaged appliance must not be used. In case of damage, please have the Float Switch checked by our GARDENA Service Centre or by an authorised electrician.
- Check line voltage. The Float Switch must only be connected to 230 V / 50/60 Hz a.c. (alternating current) sockets. Attention, only use with devices with a power input of max. 10 (4) A.

We expressly point out that, in accordance with the product liability law, we are not liable for any damage caused by our units if it is due to improper repair or if parts exchanged are not original GARDENA parts or parts approved by us, and, if the repairs were not carried out by a GARDENA Service Centre or an authorised specialist. The same applies to spare parts and accessories.

6. Putting into Storage

- Before the first frost sets in, remove the Float Switch from the water reservoir and store it in frost-resistant place.

Disposal (in accordance with RL2002/96/EC)



The product must not be added to normal household waste. It must be disposed of properly.

EU Certificate of Conformity

The undersigned
GARDENA Manufacturing GmbH · Hans-Lorenser-Str. 40 · D-89079 Ulm
hereby certifies that, when leaving our factory, the unit indicated below is in accordance with the harmonised EU guidelines, EU standards of safety and product specific standards.

This certificate becomes void if the unit is modified without our approval.

Description of the unit:

Float Switch

Art. No.: 1735

EU directives:

Machinery Directive 89/392/EC
mod. 91/368/EC
Electromagnetic Compatibility
89/336/EC

Year of CE marking: 1996

Ulm, 28.01.1997

J. Katzer
Technical Dept. Manager

Deutschland / Germany

GARDENA
Manufacturing GmbH
Service Center
Hans-Lorenser-Straße 40
D-89079 Ulm
Produktfragen:
(+49) 731 490-123
Reparaturen:
(+49) 731 490-290
service@gardena.com

Argentina

Argensem® S.A.
Calle Colonia Japonesa s/n
(1625) Loma Verde
Escobar, Buenos Aires
Phone: (+54) 34 88 49 40 40
info@argensem.com.ar

Australia

Nylex Consumer Products
50-70 Stanley Drive
Somerton, Victoria, 3062
Phone: (+61) 1800 658 276
spare.parts@nylex.com.au

Austria / Österreich

GARDENA
Österreich Ges.m.b.H.
Stettnerweg 11-15
2100 Korneuburg
Tel.: (+43) 22 62 7 45 45 36
kundendienst@gardena.at

Belgium

GARDENA Belgium NV/SA
Sterrebeekstraat 163
1930 Zaventem
Phone: (+32) 2 720 92 12
Mail: info@gardena.be

Brazil

Palash Comércio e
Importação Ltda.
Rua Américo Brasiliense,
2414 - Chácara Sto Antonio
São Paulo - SP - Brasil -
CEP 04715-005
Phone: (+55) 11 5181-0909
eduardo@palash.com.br

Bulgaria

DENEX LTD.
2 Luis Ahalier Str. - 7th floor
Sofia 1404
Phone: (+359) 2 958 18 21
office@denex-bg.com

Canada

GARDENA Canada Ltd.
100 Summerlea Road
Brampton, Ontario L6T 4X3
Phone: (+1) 905 792 93 30
info@gardenacanada.com

Chile

Antonio Martinic y Cia Ltda.
Cassillas 272
Centro de Cassillas
Santiago de Chile
Phone: (+56) 2 20 10 708
garfar_cl@yahoo.com

Costa Rica

Compania Exim
Euroiberoamericana S.A.
Los Colegios, Moravia,
200 metros al Sur del Colegio
Saint Francis
San José
Phone: (+506) 297 68 83
exim_euro@racsa.co.cr

Croatia

KLIS d.o.o.
Stanceveva 79
10419 Vukovina
Phone: (+385) 1 622 777 0
gardena@klis-trgovina.hr

Cyprus

FARMOKIPIKI LTD
P.O. Box 7098
74, Digeni Akrita Ave.
1641 Nicosia
Phone: (+357) 22 75 47 62
condam@spidernet.com.cy

Czech Republic

GARDENA spol. s r.o.
Řípská 20 a, č.p. 1153
627 00 Brno
Phone: (+420) 800 100 425
gardena@gardenabrno.cz

Denmark

GARDENA Norden AB
Salgsafdeling Danmark
Box 9003
S-200 39 Malmö
info@gardena.dk

Finland

Habitec Oy
Martinkyläntie 52
01720 Vantaa

France

GARDENA
PARIS NORD 2
69, rue de la Belle Etoile
BP 57080
ROISSY EN FRANCE
95948 ROISSY CDG CEDEX
Tél. (+33) 0826 101 455
service.consommateurs@
gardena.fr

Great Britain

GARDENA UK Ltd.
27-28 Brenkley Way
Blezard Business Park
Seaton Burn
Newcastle upon Tyne
NE13 6DS
info@gardena.co.uk

Greece

Agrokip
Psomadopoulos S.A.
Ifaistou 33A
Industrial Area Koropi
194 00 Athens Greece
V.A.T. EL093474846
Phone: (+30) 210 66 20 225
service@agrokip.gr

Hungary

GARDENA
Magyarország Kft.
Késmárk utca 22
1158 Budapest
Phone: (+36) 80 20 40 33
gardena@gardena.hu

Iceland

Ó. Johnson & Kaaber
Tunguhalsi 1
110 Reykjavik
ooj@ojk.is

Ireland

Michael McLoughlin & Sons
Hardware Limited
Long Mile Road
Dublin 12

Italy

GARDENA Italia S.p.A.
Via Donizetti 22
20020 Lainate (Mi)
Phone: (+39) 02.93.94.79.1
info@gardenaitalia.it

Japan

KAKUICHI Co. Ltd.
Sumitomo Realty &
Development Kojimachi
BLDG., 8F
5-1 Nibanncyo, Chiyoda-ku
Tokyo 102-0084
Phone: (+81) 33 264 4721
m_ishihara@kaku-ichi.co.jp

Luxembourg

Magasins Jules Neuberg
39, rue Jacques Stas
Luxembourg-Gasperich 2549
Case Postale No. 12
Luxembourg 2010
Phone: (+352) 40 14 01
api@neuberg.lu

Netherlands

GARDENA Nederland B.V.
Postbus 50176
1305 AD ALMERE
Phone: (+31) 36 521 00 00
info@gardena.nl

Neth. Antilles

Jonka Enterprises N.V.
Sta. Rosa Weg 196
P.O. Box 8200
Curaçao
Phone: (+599) 9 767 66 55
pgm@jonka.com

New Zealand

NYLEX New Zealand Limited
Building 2, 118 Savill Drive
Mangere, Auckland
Phone: (+64) 9 270 1806
lena.chapman@nylex.com.au

Norway

GARDENA Norden AB
Salgskontor Norge
Karihaugveien 89
1086 Oslo
info@gardena.no

Poland

GARDENA Polska Sp. z o.o.
Szymanów 9 d
05-532 Baniocza
Phone: (+48) 22 727 56 90
gardena@gardena.pl

Portugal

GARDENA Portugal Lda.
Recta da Granja do Marquês
Edif. GARDENA Algueirão
2725-596 Mem Martins
Phone: (+351) 21 922 85 30
info@gardena.pt

Romania

MADEX INTERNATIONAL SRL
Soseaua Odaii 117-123,
Sector 1,
București, RO 013603
Phone: (+40) 21 352 76 03
madex@ines.ro

Russia / Россия

ООО ГАРДЕНА РУС
123007, г. Москва
Хорошевское шоссе, д. 32А
Тел.: (+7) 495 247 25 10
info@gardena-rus.ru

Singapore

Hy - Ray PRIVATE LIMITED
40 Jalan Pemimpin
#02-08 Tat Ann Building
Singapore 577185
Phone: (+65) 6253 2277
hyray@singnet.com.sg

Slovak Republic

GARDENA Slovensko, s.r.o.
Panónska cesta 17
851 04 Bratislava
Phone: (+421) 263 453 722
info@gardena.sk

Slovenia

GARDENA d.o.o.
Brodišče 15
1236 Trzin
Phone: (+386) 1 580 93 32
servis@gardena.si

South Africa

GARDENA
South Africa (Pty.) Ltd.
P.O. Box 11534
Vorna Valley 1686
Phone: (+27) 11 315 02 23
sales@gardena.co.za

Spain

GARDENA IBERICA S.L.U.
C/ Basauri, nº 6
La Florida
28023 Madrid
Phone: (+34) 91 708 05 00
atencioncliente@gardena.es

Sweden

GARDENA Norden AB
Försäljningskontor Sverige
Box 9003
200 39 Malmö
info@gardena.se

Switzerland / Schweiz

GARDENA (Schweiz) AG
Bitziberg 1
8184 Bachenbülach
Phone: (+41) 848 800 464
info@gardena.ch

Turkey

GARDENA / Dost Diş Ticaret
Mümessillik A.Ş. Sanayi
Çad. Adil Sokak No. 1
Kartal - İstanbul
Phone: (+90) 216 38 93 939
info@gardena-dost.com.tr

Ukraine / Украина

ALTSEST JSC
4 Petropavlivska Street
Petropavlivska
Borschahivka Town
Kyivo Svyatoshyn Region
08130, Ukraine
Phone: (+380) 44 459 57 03
upyr@altsest.kiev.ua

USA

Melnor Inc.
3085 Shawnee Drive
Winchester, VA 22604
Phone: (+1) 540 722-9080
service_us@melnor.com

1735-20.960.04/0207
© GARDENA
Manufacturing GmbH
D-89070 Ulm
http://www.gardena.com