

UL 3 S Art. 4351

- D Betriebsanleitung**
LED-Unterwasserstrahler-Set
-
- GB Operating Instructions**
Underwater LED Spotlight Set
-
- F Mode d'emploi**
Kit projecteur DEL immersible
-
- NL Gebruiksaanwijzing**
LED-onderwaterspot-set
-
- S Driftsanvisningarna**
Undervattensspotlight Set LED
-
- DK Driftsvejledning**
Undervandsspotlight Sæt LED
-
- I Istruzioni per l'uso**
Set faretto subacqueo con LED
-
- E Instrucciones de empleo**
Focos acuáticos LED
-
- P Manual de instruções**
Conjunto de holofotes LED subaquáticos

D

GB

F

NL

S

DK

I

E

P

GARDENA Underwater LED Spotlight Set UL 3 S



Translation of the original German operating instructions.
Please read the operating instructions carefully and observe the notes given. Use the operating instructions to ensure the correct usage of the Underwater LED Spotlight Set, and familiarise yourself with the notes on safety.



For safety reasons, children under the age of 16 and people not familiar with these operating instructions must not use this Underwater Spotlight.

→ Keep these operating instructions in a safe place.

Contents:

1. Where to Use Your GARDENA Underwater LED Spotlight Set	8
2. Safety instructions	8
3. Operation	9
4. Storage	10
5. Maintenance	10
6. Troubleshooting	11
7. Available accessories	11
8. Technical data	11
9. Service / Warranty	12

1. Where to Use Your GARDENA Underwater LED Spotlight Set

Correct use:

The GARDENA Underwater LED Spotlight Set is a 12 V low voltage system for the internal and external lighting of garden and terrace ponds.

2. Safety instructions

Electrical safety:

Before using, visually examine the system to determine if the Underwater LED Spotlight Set, the cable, or the transformer is damaged. A damaged product must not be used. If there is any damage, have the product checked by GARDENA Service or a qualified electrician.



DANGER! Electric shock!
Beware of life threatening danger, when the Underwater LED Spotlight Set is directly connected to 230 V AC (mains).

Connect the Underwater LED Spotlight Set only to the supplied 12 V transformer.

The information on the model plate of the transformer must match the mains power supply.

Use only original GARDENA spare parts, otherwise correct operation cannot be guaranteed.

Do not carry the Underwater LED Spotlight Set by the cable.

Protect the cable from heat, oil and sharp edges.

Disconnect the transformer for storage, when out of use and before maintenance work.

The transformer must be operated via a fault current circuitbreaker (FI-switch) with a nominal fault current ≤ 30 mA (DIN VDE 0100-702).

→ If in doubt please consult a qualified electrician.

The transformer is approved for outdoor use.

For safety reasons, the spotlights must be powered only by the supplied transformer. Two transformers must not be connected in parallel.

The total wattage of the connected lights must not exceed the rated power of the transformer.

Do not expose the transformer to direct sunlight, direct rain or subject it to physical damage.

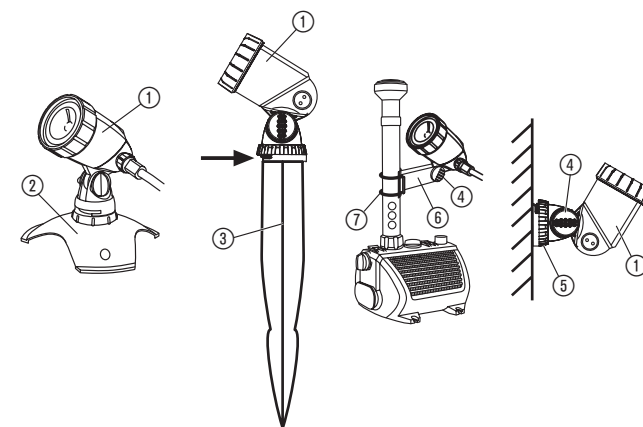
For Switzerland:

In Switzerland mobile appliances which are used outdoors, must be connected via a residual current device.

3. Operation

Installing the light:

The light can be installed in 4 different ways:



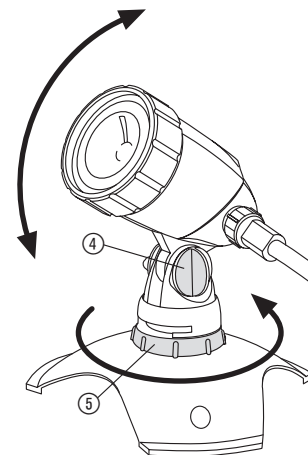
Foot

Spike

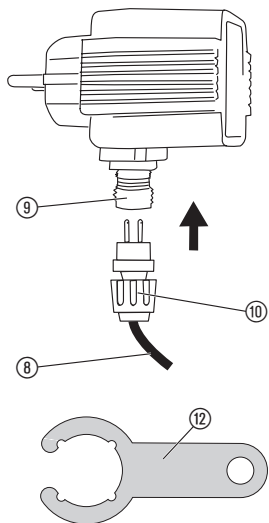
Nozzle Tube Bracket

Wall Bracket

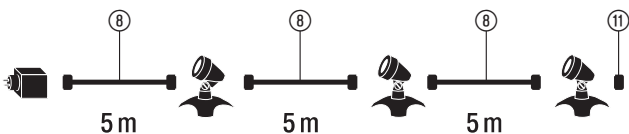
- Installing the light in the desired way.
 - **Foot:** Slide the spotlight ① onto the foot ② until it clicks into place. The foot can be bolted to a solid surface.
 - **Spike:** Slide the spotlight ① onto the spike ③ until it clicks into place. Push the spike into the ground.
 - **Nozzle Tube Bracket:** Screw on the adjuster ④, insert the light ① into the nozzle tube bracket ⑥ and tighten the adjuster ④. Secure the nozzle tube bracket ⑥ to the nozzle tube with a rubber tie ⑦.
 - **Wall Bracket:** screw on the adjuster ④ and pull off the mounting ⑤. Screw the mounting ⑤ to the wall in the desired position. Insert the light ① into the mounting ⑤ and tighten the adjuster ④.
- Adjusting the horizontal beam angle:
Turn the light to the desired horizontal beam angle.
- Adjusting the vertical beam angle:
Slacken the adjuster ④ by screwing it anti-clockwise, turn the light to the desired angle and re-tighten the adjuster ④.



Connecting the Underwater LED Spotlight Set:



We recommend connecting the spotlights only at temperatures above 0° C. This will ensure that the cable has the necessary degree of elasticity.



→ Plug the connection cable (8) into the transformer connection (9) and screw the lock nut (10) onto the connection (9) with the spanner (12).

The spotlights are fitted to the connection cable (8) at the factory and the last spotlight is fitted with an end cap (11).

For maintenance the connections may be removed if necessary.

→ **Switching the light on:** Insert the transformer mains plug into a 230 V mains socket. *The spotlights are illuminated.*

→ **Switching the light off:** Unplug the transformer from the mains.

4. Storage

Storage:



The underwater spotlight must be stored out of the reach of children.

→ Remove the spotlights from the pond before the start of the frost season, and clean both the spotlights and the transformer before storing in a frost-free location.

Disposal:
(in accordance with
RL2002/96/EC)



The product must not be added to normal household waste and must be disposed of in line with local environmental regulations.

5. Maintenance



DANGER! Electric shock!

→ Unplug the transformer before servicing.

Cleaning the spotlight:

Do not use any corrosive or abrasive cleaning media.

→ Clean spotlights with a damp cloth.

6. Troubleshooting



DANGER! Electric shock!

→ Unplug the transformer before beginning maintenance procedures.

The spotlight's LED cannot be replaced.

→ Do not open the spotlight housing.

Problem	Probable Cause	Remedy
Spotlights fail to illuminate.	Defective cable or defective light.	→ Unplug transformer and, starting from the transformer, check all connections, cables and spotlights.
	Transformer not connected.	→ Connect transformer.



For any other malfunctions please contact the GARDENA service department. Repairs must only be carried out by GARDENA service departments or specialist dealers authorised by GARDENA.

7. Available Accessories

GARDENA Remote Control Set

To turn electrical equipment on and off remotely from inside and outside.

Art. 7680

8. Technical data

UL 3 S (Art. 4351)

Transformer:

Mains voltage / mains frequency	230 V AC / 50 Hz
Nominal output	21 VA
Output voltage	12 V AC

Underwater LED Spotlight:

Total power usage of spotlight	5 W / 12 V AC each
Power usage of LED light bulb	3 W / 12 V AC each
Connecting cable length	3 x 5 m; H03-VV-F
Ambient temperature	0 °C – 40 °C

9. Service / Warranty

GB

Warranty:

GARDENA guarantees this product for 2 years (from date of purchase). This guarantee covers all serious defects of the unit that can be proved to be material or manufacturing faults. Under warranty we will either replace the unit or repair it free of charge if the following conditions apply:

- The unit must have been handled properly and in keeping with the requirements of the Operating Instructions.
- Neither the purchaser or a non-authorized third party have attempted to repair the unit.

This manufacturer's guarantee does not affect the user's existing warranty claims against the dealer / seller.

If you have any problems with your Underwater LED Spotlight Set, please contact our Service or return the defective unit together with a short description of the problem – in case of guarantee, with a copy of the receipt – postage paid to one of the GARDENA Service Centres listed on the back of this leaflet.

D Produkthaftung	Wir weisen ausdrücklich darauf hin, dass wir nach dem Produkthaftungsgesetz nicht für durch unsere Geräte hervorgerufene Schäden einzustehen haben, sofern diese durch unsachgemäße Reparatur verursacht oder bei einem Teileaustausch nicht unsere originale GARDENA Teile oder von uns freigegebene Teile verwendet wurden und die Reparatur nicht vom GARDENA Service oder dem autorisierten Fachmann durchgeführt wird. Entsprechendes gilt für Ergänzungsteile und Zubehör.
GB Product Liability	We expressly point out that, in accordance with the product liability law, we are not liable for any damage caused by our units if it is due to improper repair or if parts exchanged are not original GARDENA parts or parts approved by us, and, if the repairs were not carried out by a GARDENA Service Centre or an authorised specialist. The same applies to spare parts and accessories.
F Responsabilité	Nous vous signalons expressément que GARDENA n'est pas responsable des dommages causés par ses appareils, dans la mesure où ces dommages seraient causés suite à une réparation non conforme, dans la mesure où, lors d'un échange de pièces, les pièces d'origine GARDENA n'auraient pas été utilisées, ou si la réparation n'a pas été effectuée par le Service Après-Vente GARDENA ou l'un des Centres SAV agréés GARDENA. Ceci est également valable pour tout ajout de pièces et d'accessoires autres que ceux préconisés par GARDENA.
NL Productaansprakelijkheid	Wij wijzen er nadrukkelijk op, dat wij op grond van de wet aansprakelijkheid voor producten niet aansprakelijk zijn voor schade ontstaan door onze apparaten, indien deze door onvakkundige reparatie veroorzaakt zijn, of er bij het uitwisselen van onderdelen geen gebruik gemaakt werd van onze originele GARDENA onderdelen of door ons vrijgegeven onderdelen en de reparatie niet door de GARDENA technische dienst of de bevoegde vakman uitgevoerd werd. Ditzelfde geldt voor extra-onderdelen en accessoires.
S Produktansvar	Tillverkaren är inte ansvarig för skada som orsakats av produkten om skadan beror på att produkten har reparerats felaktigt eller om, vid reparation eller utbyte, andra än Original GARDENA reservdelar har använts. Samma sak gäller för kompletteringsdelar och tillbehör.
DK Produktansvar	Vi gør udtrykkelig opmærksom på, at vi i henhold til produktansvarsløven ikke er ansvarlige for skader forårsaget af vores udstyr, såfremt det sker på grund af uautoriserede reparationer eller hvis dele er skiftet ud og der ikke er anvendt originale GARDENA dele eller dele godkendt af os, eller hvis reparationerne ikke er udført af GARDENA-service eller en autoriseret fagmand. Det samme gælder for ekstra udstyr og tilbehør.
I Responsabilità del prodotto	Si rende espressamente noto che, conformemente alla legislazione sulla responsabilità del prodotto, non si risponde di danni causati da nostri articoli se originati da riparazioni eseguite non correttamente o da sostituzioni di parti effettuate con materiale non originale GARDENA o comunque da noi non approvato e, in ogni caso, qualora l'intervento non venga eseguito da un centro assistenza GARDENA o da personale specializzato autorizzato. Lo stesso vale per le parti complementari e gli accessori.
E Responsabilidad de productos	Advertimos que conforme a la ley de responsabilidad de productos no nos responsabilizamos de daños causados por nuestros aparatos, siempre y cuando dichos daños hayan sido originados por arreglos o reparaciones indebidas, por recambios con piezas que no sean piezas originales GARDENA o bien piezas no autorizadas por nosotros, así como en aquellos casos en que la reparación no haya sido efectuada por un Servicio Técnico GARDENA o por un técnico autorizado. Lo mismo es aplicable para las piezas complementarias y accesorios.
P Responsabilidade sobre o produto	Queremos salientar que segundo a lei da responsabilidade do fabricante, nós não nos responsabilizaremos por danos causados pelo nosso equipamento, quando estes ocorrerem em decorrência de reparações inadequadas ou da substituição de peças por peças não originais da GARDENA, ou peças não autorizadas. A responsabilidade tornar-se-à nula também depois de reparações realizadas por oficinas não autorizadas pela GARDENA. Esta restrição valerá também para peças adicionais e acessórios.

D EU-Konformitätserklärung Maschinenverordnung (9. GSGVO) / EMVG / Niedersp. RL Der Unterzeichnete GARDENA Manufacturing GmbH · Hans-Lorenser-Straße 40 · D-89079 Ulm bestätigt, dass die nachfolgend bezeichneten Geräte in der von uns in Verkehr gebrachten Ausführung die Anforderungen der harmonisierten EU-Richtlinien, EU-Sicherheitsstandards und produktspezifischen Standards erfüllen. Bei einer nicht mit uns abgestimmten Änderung der Geräte verliert diese Erklärung ihre Gültigkeit.	Bezeichnung der Geräte: LED-Unterwasserstrahler-Set Description of the units: Underwater LED Spotlight Set Désignation du matériel : Kit projecteur DEL immersible Omschrijving van de apparaten: LED-onderwaterspot-set Produktbeskrivning: Undervattensspotlight Set LED Beskrivelse af produktet: Undervandsspotlight Sæt LED Descrizione dei prodotti: Set faretto subacqueo con LED Descripción de la mercancía: Focos acuáticos LED Descrição dos aparelhos: Conjunto de holofotes LED subaquáticos
GB EU Certificate of Conformity The undersigned GARDENA Manufacturing GmbH · Hans-Lorenser-Str. 40 · D-89079 Ulm hereby certifies that, when leaving our factory, the units indicated below are in accordance with the harmonised EU guidelines, EU standards of safety and product specific standards. This certificate becomes void if the units are modified without our approval.	
F Certificat de conformité aux directives européennes Le constructeur, soussigné : GARDENA Manufacturing GmbH · Hans-Lorenser-Str. 40 · D-89079 Ulm déclare qu'à la sortie de ses usines le matériel neuf désigné ci-dessous était conforme aux prescriptions des directives européennes énoncées ci-après et conforme aux règles de sécurité et autres règles qui lui sont applicables dans le cadre de l'Union européenne. Toute modification portée sur ce produit sans l'accord express de GARDENA supprime la validité de ce certificat.	Type: Art.-Nr.: Types: Art. No.: Réfères : Référence : Type: Art.nr.: Typ: Art.nr.: Type: Art. nr.: Tipi: Art.: Tipos: Art. No.: Tipos: UL 3 S 4351
NL EU-overeenstemmingsverklaring Ondergetekende GARDENA Manufacturing GmbH · Hans-Lorenser-Str. 40 · D-89079 Ulm bevestigt, dat de volgende genoemde apparaten in de door ons in de handel gebrachte uitvoering voldoen aan de eis van, en in overeenstemming zijn met de EU-richtlijnen, de EU-veiligheidsstandaard en de voor het product specifieke standaard. Bij een niet met ons afgestemde verandering aan de apparaten verliest deze verklaring haar geldigheid.	EU-Richtlijnen: EU directives: Directives européennes : EU-richtlijnen: EU directiv: EU Retningslinier: Directive UE: Normative UE: Directrices da UE: 2006/95/EG 2004/108/EG 93/68/EG
S EU Tillverkarintyg Undertecknad firma GARDENA Manufacturing GmbH · Hans-Lorenser-Str. 40 · D-89079 Ulm intygar härmed att nedan nämnda produkter överensstämmer med EU:s direktiv, EU:s säkerhetsstandard och produktspecifikation. Detta intyg upphör att gälla om produkten ändras utan vårt tillstånd.	Harmoniserade EN: EN 60598-1 EN 60598-2-7 EN 60598-2-18 EN 61558-1 EN 61558-2-6
DK EU Overensstemmelse certifikat Undertegnede GARDENA Manufacturing GmbH · Hans-Lorenser-Str. 40 · D-89079 Ulm bekræfter hermed, at enheder listet herunder, ved afsendelse fra fabrikken, er i overensstemmelse med harmoniserede EU retningslinier, EU sikkerheds standarder og produkt specifikations standarder. Dette certifikat træder ud af kraft hvis enhederne er ændret uden vor godkendelse.	Anbringningsjahr der CE-Kennzeichnung: Year of CE marking: Année d'apposition du marquage CE : Installatiejaar van de CE-aanduiding: Märkningsår: CE-Mærkningsår: Anno di applicazione della certificazione CE: Colocación del distintivo CE: Ano de marcação pela CE: 2008
I Dichiarazione di conformità alle norme UE La sottoscritta GARDENA Manufacturing GmbH · Hans-Lorenser-Str. 40 · D-89079 Ulm certifica che il prodotto qui di seguito indicato, nei modelli da noi commercializzati, è conforme alle direttive armonizzate UE nonché agli standard di sicurezza e agli standard specifici di prodotto. Qualunque modifica apportata al prodotto senza nostra specifica autorizzazione invalida la presente dichiarazione.	Ulm, den 01.06.2008 Ulm, 01.06.2008 Fait à Ulm, le 01.06.2008 Ulm, 01-06-2008 Ulm, 2008.06.01 Ulm, 01.06.2008 Ulm, 01.06.2008 Ulm, 01.06.2008 Ulm, 01.06.2008 Ulm, 01.06.2008
E Declaración de conformidad de la UE El que suscribe GARDENA Manufacturing GmbH · Hans-Lorenser-Str. 40 · D-89079 Ulm declara que la presente mercancía, objeto de la presente declaración, cumple con todas las normas de la UE, en lo que a normas técnicas, de homologación y de seguridad se refiere. En caso de realizar cualquier modificación en la presente mercancía sin nuestra previa autorización, esta declaración pierde su validez.	Der Bevollmächtigte Authorised representative Le mandataire De gevolmachtigde Auktoriserad representant Autoriseret repræsentant Persona delegata La persona autorizada O representante
P Certificado de conformidade da UE Os abaixo mencionados GARDENA Manufacturing GmbH · Hans-Lorenser-Str. 40 · D-89079 Ulm Por este meio certificamos que ao sair da fábrica os aparelhos abaixo mencionados estão de acordo com as directrizes harmonizadas da UE, padrões de segurança e de produtos específicos. Este certificado ficará nulo se as unidades forem modificadas sem a nossa aprovação.	 Peter Lameli Vice President

Deutschland / Germany

GARDENA
Manufacturing GmbH
Central Service
Hans-Lorenser-Str. 40
89079 Ulm
Produktfragen:
(+49) 731 490-123
Reparaturen:
(+49) 731 490-290
service@gardena.com

Argentina

Husqvarna Argentina S.A.
Vera 745
(C1414A00) Buenos Aires
Phone: (+ 54) 11 4858-5000
diego.poggi@ar.husqvarna.com

Australia

Husqvarna Australia Pty. Ltd.
8 Park Drive
Dandenong UIC 3175

Austria / Österreich

Husqvarna Austria GmbH
Consumer Products
Industriezeile 36
4010 Linz
Phone: (+43) (0) 732/77 01 01-90
consumer.service@husqvarna.at

Belgium

GARDENA Belgium NV/SA
Sterrebeekstraat 163
1930 Zaventem
Phone: (+32) 27 20 921 2
info@gardena.be

Brazil

Palash Importação
e Comércio Ltda
Rua São João do Araguaia, 338
Barueri – SP – CEP: 06409-060
Phone: (+55) 11 4198-9777
eduardo@palash.com.br

Bulgaria

Husqvarna Bulgaria Eood
72 Andrey Ljapchev Blvd.
1799 Sofia

Canada

GARDENA Canada Ltd.
100 Summerlea Road
Brampton, Ontario L6T 4X3
Phone: (+1) 905 792 93 30
info@gardenacanada.com

Chile

Garden Chile S.A.
San Sebastián 2839
Ofic. 701 A
Las Condes - Santiago de Chile
Phone: (+56) 2 20 10 708
garfar_cl@yahoo.com

Costa Rica

Compania Exim
Euroiberoamericana S.A.
Apto Postal 1260
San José
Phone: (+506) 223 20 75
exim_euro@racsa.co.cr

Croatia

KLIS d.o.o.
Stančićeva 79
10419 Vukovina
Phone: (+385) 1 622 777 0
gardena@klis-trgovina.hr

Cyprus

FARMOKIPIKI LTD
P.O. Box 7098
74, Digeni Akrita Ave.
1641 Nicosia
Phone: (+357) 22 75 47 62
condam@spidemet.com.cy

Czech Republic

GARDENA spol. s.r.o.
Tuřanka 115
62700 Brno
Phone: (+420) 800 100 425
(Hotline)
gardena@gardenabrno.cz

Denmark

GARDENA
Husqvarna Consumer Outdoor
Products
Salgsafdelning Danmark
Box 9003
200 39 Malmö
info@gardena.dk

Estonia

Husqvarna Eesti OÜ
Consumer Outdoor Products
Kesk tee 10, Aaviku küla
Rae vald, Harju maakond 75305
kontakt.etj@husqvarna.ee

Finland

Oy Husqvarna Ab
Consumer Outdoor Products
Lautatarhankatu 8 B / PL 3
00581 HELSINKI
info@gardena.fi

France

GARDENA France
9 – 11 allée des Pierre Mayettes
92230 Gennevilliers
service.consommateurs@
gardena.fr

Great Britain

GARDENA
Preston Road
Aycliffe Industrial Park
Newton Aycliffe
Co Durham
DL5 6UP
info.gardena@husqvarna.co.uk

Greece

Agrokop-Psomadopoulos S. A.
33 A, Ifestou str.
Industrial Area
194 00 Koropi, Athens
Phone: (+30) 210 66 20-2 25
and -2 26
service@agrokop.gr

Hungary

Husqvarna
Magyarország Kft.
Ezred u. 1 – 3
1044 Budapest
Phone: (+ 36) 80 20 40 33
gardena.gardena.hu

Iceland

Ö. Johnson & Kaaber
Tunguhalsi 1
110 Reykjavik
ojs@ojs.is

Ireland

McLoughlins RS
Unit 5
Norther Cross Business Park
North Road, Finglas
Dublin 11

Italy

GARDENA Italia S.p.A.
Via Donizetti 22
20020 Lainate (Mi)
Phone: (+39) 02.93.94.79.1
info@gardenaitalia.it

Japan

KAKUICHI co., Ltd.
Sumitomo Realty & Develop-
ment Kojimachi
BLDG., 8F
5 – 1 Nibanncho, chiyoda-ku,
Tokyo 102-0084
Phone: (+81)-(0)3-3264-4721
m_ishihara@kaku-ichi.co.jp

Latvia

SIA „Husqvarna Latvija“
Consumer Outdoor Products
Bākūžu iela 6, Rīga, LV-1024
info@husqvarna.lv

Lithuania

UAB Husqvarna Lietuva
Consumer Outdoor Products
Ateities pl. 77C
LT-52104 Kaunas
centras@husqvarna.lt

Luxembourg

Magasins Jules Neuberg
39, rue Jacques Stas
Luxembourg-Gasperich 2549
Case Postale No. 12
Luxembourg 2010
Phone: (+352) - 40 14 01
api@neuberg.lu

Netherlands

GARDENA Nederland B.V.
Postbus 50176
1305 AD ALMERE
Phone: (+31) 36 521 00 00
info@gardena.nl

Neth. Antilles

Jonka Tuincentrum
Sta. Rosa Weg 196
P.O. Box 8200
Curaçao
Phone: (+599) 9 767 66 55
pgm@jonka.com

New Zealand

Husqvarna NZ Ltd.
15 Earl Richardson Ave/
Manukau City
Auckland

Norway

GARDENA
Husqvarna Consumer Outdoor
Products
Salgskontor Norge
Kleverveien 6
1540 Vestby
info@gardena.no

Poland

GARDENA Polska Sp. z o.o.
Szymanów 9d
05-532 Baniocza
Phone: (+48) 22 727 56 90
gardena@gardena.pl

Portugal

GARDENA Portugal Lda.
Escritórios
Sintra Business Park
Edifício 1 - Fracção 0 G
Abrunheira
2710-089 Sintra
info@gardena.pt

Romania

MADEX INTERNATIONAL SRL
Șoseaua Odăii 117 – 123
Sector 1, București,
RO 013603
Phone: (+40) 21 352-7603 /
4 / 5 / 6
madex@gardena.ro

Russia / Россия

ООО «ГАРДЕНА РУС»
Хорошевское шоссе, д. 32А
123 007 г. москва
Phone: +7 (495) 380 31 92

Singapore

HY-RAY PRIVATE LIMITED
40 JALAN PEMIMPIN
#02-08 Tan Ann Building
Singapore 577185
Phone: (+65) 625 32 277
hyray@singnet.com.sg

Serbia

DOMEL d.o.o.
Savski Nasip 7
11070 Novi Beograd
Serbia
Phone: (+381) 11 2772 204
miroslav.jejina@domel.co.yu

Slovenia

GARDENA d.o.o.
Brodišče 15
1236 Trzin
Phone: (+386) 1 580 93 32
servis@gardena.si

South Africa

GARDENA
South Africa (Pty.) Ltd.
P.O. Box 11534
Vorna Valley 1686
Phone: (+27) 11 315 02 23
sales@gardena.co.za

Spain

GARDENA IBÉRICA S.L.U.
C/Basauri, nº 6
La Florida
28023 Madrid
Phone: (+34) 91 708 05 00
(4 líneas)
atencioncliente@gardena.es

Sweden

GARDENA
Husqvarna Consumer Outdoor
Products
Försäljningskontor Sverige
Box 9003
20039 Malmö
info@gardena.se

Switzerland / Schweiz

Consumer Products
Husqvarna Schweiz AG
Industriestrasse 10
5506 Mägenwil
Phone: +41 (0) 848 800 464
info@gardena.ch

Turkey

GARDENA Dost Diş Ticaret
Mümesillik A.Ş.
Sanayi Çad. Adil Sok. No. 1
34873 Kartal – Istanbul
Phone: (+90) 216 38 93 939
info@gardena-dost.com.tr

Ukraine / Україна

ТОВ «ГАРДЕНА УКРАЇНА»
Васильківська, 34, 204-Г
03022, Київ
Тел.: (+38 044) 498 39 02
info@gardena.ua

USA

GARDENA Canada Ltd.
100 Summerlea Road
Brampton, Ontario L6T 4X3
Phone: (+1) 905 792 93 30
info@gardenacanada.com

4351-20.960.02/0908
© GARDENA Manufacturing GmbH
D-89070 Ulm
http://www.gardena.com