

Art. 864

- D Betriebsanleitung**  
Drucksprüher 1,25 l

---

- GB Operating Instructions**  
Pressure Sprayer 1.25 l

---

- F Mode d'emploi**  
Pulvérisateur à pression  
préalable 1,25 l

---

- NL Instructies voor gebruik**  
Druckspruit 1,25 l

---

- S Bruksanvisning**  
Tryckspruta 1,25 l

---

- I Istruzioni per l'uso**  
Irroratore a pressione 1,25 l

---

- E Manual de instrucciones**  
Pulverizador a presión 1,25 l

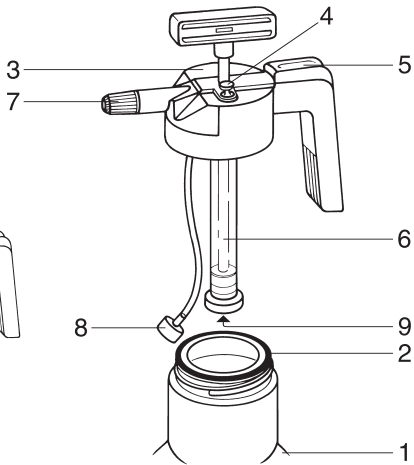
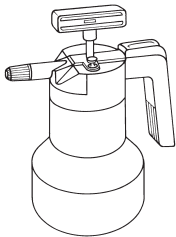
---

- P Instruções de utilização**  
Pulverizador de Pressão 1,25 l

---

- DK Brugsanvisning**  
Tryksprøjte 1,25 l

- D** Beim Lesen der Betriebsanleitung bitte die Umschlagseite herausklappen. Seite 4 - 9
- GB** Unfold inside illustrated cover page when reading the operating instructions. Page 10 - 15
- F** Dépliez le 2ème volet de la couverture pour avoir les illustrations sous les yeux pendant la lecture du mode d'emploi. Page 16 - 21
- NL** Bij het lezen van de Instructies voor gebruik de bladzijde met de afbeeldingen openslaan. Pagina 22 - 27
- S** Ha omslaget utvikt när du läser bruksanvisningen. Sida 28 - 32
- I** Leggere attentamente le istruzioni tenendo aperto il pieghevole per avere sott'occhio i disegni esplicativi. Pagina 33 - 38
- E** Para facilitar la lectura, desdoble la cubierta. Página 39 - 44
- P** Desdobre a página na capa interior para ler as instruções de manejo. Página 45 - 50
- DK** Lad omslaget med illustrationer være foldet ud når du læser brugsanvisningen. Side 51 - 56





# GARDENA

## Pressure Sprayer

### 1.25 l

#### Technical Data

---

Container volume:	1.6 l
Permissible capacity:	1.25 l
Permissible working pressure:	3 bar
Materials:	high-quality pressure vessel

---

#### Operating Instructions

This GARDENA Pressure Sprayer is the ideal appliance for spraying fluids used in the house or garden.

Translation of the original instructions from German.

Before initial operation, please read these operating instructions carefully.

#### Main Parts

1. Container
2. Container O-ring
3. Grip
4. Safety valve
5. Operating switch
6. Pump tube
7. Plastic nozzle
8. Filter
9. Washer

## Filling

Release pressure by lifting the safety valve (4), unscrew container (1) and fill in the required quantity. The maximum mark point of the container must not be exceeded. Mix the fluids well so that in particular all powderlike substances are completely dissolved.

## Pumping and Spraying

Before unscrewing the container check that the O-ring (2) is seated correctly.

Screw the grip (3) tightly onto the container and start pumping. The optimum working pressure is reached when the built-in safety valve (4) opens. For spraying press the operating switch (5).

The GARDENA Pressure Sprayers are designed for distribution of fluid, solvent-free insecticides<sup>1)</sup>, weed-killers<sup>1)</sup>, fertilisers<sup>1)</sup>, window cleaning agents<sup>1)</sup>, car wax and polish<sup>1)</sup> around house and garden.

They are not to be used in public facilities, parks, sport grounds, on roads, in agriculture or forestry.

It is essential to observe the manufacturer's operating instructions to ensure the unit's proper functioning. The operating instructions also contain hints for service, maintenance and repair.



**To avoid injury to persons the GARDENA Pressure Sprayers may be used only for distributing the fluids indicated by the manu-**

**facturer. Never use your Pressure Sprayer for distribution of germicides and impregnating agents.**

We recommend that you use only those plant protectives approved by the BBA (Federal Biological Institute). At the time of production of this unit, the manufacturer was not aware of any detrimental influences of the plant protectives approved by the BBA on the material of the Pressure Sprayers.

1) According to the German laws and regulations concerning plant protectives and detergents only authorised agents may be used (authorised, specialised dealers).

## Maintenance, Care and Storage



**To avoid injury to people never open the Pressure Sprayer or unscrew the nozzle when the Pressure Sprayer is still under pressure.**



**After every use, release pressure (ensuring that the sprayer is always placed vertically), empty the container, clean it carefully and rinse with clear water. Then leave the pressure sprayer open and allow to dry. Do not dispose of residual fluids in the sewerage system (local disposal systems).**



**We recommend that you allow your pressure sprayer to be tested every 5 years, preferably at a GARDENA Service Centre.**



**As a result of incompatibility with some substances:**

- **Never use aggressive, cleaning agents containing solvents or petrol.**
- **Do not expose your GARDENA Pressure Sprayer to extreme heat.**

For cleaning the valves, the spray tube and nozzle, operate the unit with clear water (if necessary, by adding some washing-up liquid).

For storing the unit, always empty it completely by spraying, even after having cleaned it with water. Store it safely in a frost-resistant place.

## **Trouble-Shooting**

Problem

Remedy

---

**Pump does not build up pressure.**

Fasten the container more tightly at the grip.

---

Tighten the pump tube (6).

---

Check the container O-ring (2).

---

Check if the washer (9) is seated correctly.

---


Problem	Remedy
<b>The unit does not spray or only with insufficient spray jet, although there is enough pressure.</b>	Clean the plastic nozzle (7).
	Clean the filter (8).


If you have any other problem with your Pressure Sprayer, please contact our Customer Service or return the defective unit together with a short description of the problem directly to one of the GARDENA Service Centres listed on the back of this leaflet. If covered under warranty, please include a copy of the receipt.


**We expressly point out that, in accordance with the product liability law, we are not liable for any damage caused by our units if it is due to improper repair or if parts exchanged are not original GARDENA parts or parts approved by us, and, if the repairs were not carried out by a GARDENA Service Centre or an authorised specialist. The same applies to spare parts and accessories.**





## Safety and operation hints


 Examine your pressure sprayer before every use, make a visual check.

 In order to avoid possible chemical reactions always clean your pressure sprayer when changing the fluid.

 Never leave your pressure sprayer unattended with the container filled and under pressure.

 Keep children away from the unit.

 It's yourself who is responsible towards other persons.

 Operate the safety valve only when the sprayer is placed vertically.

 When using several pressure sprayers pay attention that you do not interchange the containers and container caps.

## D

### Garantie

GARDENA gewährt für dieses Produkt 2 Jahre Garantie (ab Kaufdatum). Diese Garantieleistung bezieht sich auf alle wesentlichen Mängel des Gerätes, die nachweislich auf Material- oder Fabrikationsfehler zurückzuführen sind. Sie erfolgt durch die Ersatzlieferung eines einwandfreien Gerätes oder durch die kostenlose Reparatur des eingesandten Gerätes nach unserer Wahl, wenn folgende Voraussetzungen gewährleistet sind:

- Das Gerät wurde sachgemäß und laut den Empfehlungen in der Betriebsanleitung behandelt.

- Es wurde weder vom Käufer noch von einem Dritten versucht, das Gerät zu reparieren.

Diese Hersteller-Garantie berührt die gegenüber dem Händler/Verkäufer bestehenden Gewährleistungsansprüche nicht.

## GB

### Guarantee

GARDENA guarantees this product for 2 years (from date of purchase). This guarantee covers all serious defects of the unit that can be proved to be material or manufacturing faults. Under warranty we will either replace the unit or repair it free of charge if the following conditions apply:

- The unit must have been handled properly and in keeping with the requirements of the operating instructions.
- Neither the purchaser or a non-authorized third party have attempted to repair the unit.

This manufacturer's guarantee does not affect the user's existing warranty claims against the dealer/seller.

## F

### Garantie

GARDENA accorde pour cet appareil une garantie contractuelle de 2 ans à compter du jour de l'achat. Elle est assurée par le remplacement gratuit des pièces défectueuses ou de

l'appareil. Le choix en étant laissé à la libre initiative de GARDENA. En tout état de cause s'applique la garantie légale couvrant toutes les conséquences des défauts ou vices cachés (article 1641 et suivants du Code Civil). Pour que ces garanties soient valables, les conditions suivantes doivent être remplies :

- L'appareil a été manipulé de manière adéquate, suivant les instructions du mode d'emploi.
- Il n'y a eu aucun essai de réparation, ni par le client, ni par un tiers.

Une intervention sous garantie ne prolonge pas la durée initiale de la garantie contractuelle.

**Deutschland / Germany**

GARDENA  
Manufacturing GmbH  
Central Service  
Hans-Lorenser-Straße 40  
D-89079 Ulm  
Produktfragen:  
(+49) 731 490-123  
Reparaturen:  
(+49) 731 490-290  
service@gardena.com

**Argentina**

Husqvarna Argentina S.A.  
Vera 745  
(C1414AOO) Buenos Aires  
Phone: (+54) 11 4858-5000  
diego.poggi@  
ar.husqvarna.com

**Australia**

Husqvarna Australia Pty. Ltd.  
Locked Bag 18  
Gosford NSW 2250  
Phone:  
(+61) (0) 2 4372 1500  
customer.service@  
husqvarna.com.au

**Austria / Österreich**

Husqvarna Austria GmbH  
Consumer Products  
Industriezeile 36  
4010 Linz  
Tel.: (+43) 732 77 01 01 - 90  
consumer.service@  
husqvarna.at

**Belgium**

GARDENA Belgium NV/SA  
Sterrebeekstraat 163  
1930 Zaventem  
Phone: (+32) 2 7 20 92 12  
info@gardena.be

**Brazil**

Palash Comércio e  
Importação Ltda.  
Rua São João do Araguaia,  
338 – Jardim Califórnia –  
Barueri – SP - Brasil –  
CEP 06409-060  
Phone: (+55) 11 4198-9777  
eduardo@palash.com.br

**Bulgaria**

Хускварна България ЕООД  
1799 София  
Бул. „Андрей Ляпчев“ № 72  
Тел.: (+359) 2 80 99 424  
www.husqvarna.bg

**Canada / USA**

GARDENA Canada Ltd.  
100 Summerlea Road  
Brampton, Ontario L6T 4X3  
Phone: (+1) 905 792 9330  
info@gardenacanada.com

**Chile**

Antonio Martinic y Cia Ltda.  
Cassillas 272  
Centro de Cassillas  
Santiago de Chile  
Phone: (+56) 2 20 10 708  
garfar\_cl@yahoo.com

**Costa Rica**

Compania Exim  
Euroiberoamericana S.A.  
Los Colegios, Moravia,  
200 metros al Sur del  
Colegio Saint Francis  
San José  
Phone: (+506) 297 68 83  
exim\_euro@racsa.co.cr

**Croatia**

KLIS d.o.o.  
Stanciceva 79  
10419 Vukovina  
Phone: (+385) 1 622 777 0  
gardena@klis-trgovina.hr

**Cyprus**

FARMOKIPIKI LTD  
P.O. Box 7098  
74, Digeni Akrita Ave.  
1641 Nicosia  
Phone: (+357) 22 75 47 62  
condam@spidernet.com.cy

**Czech Republic**

GARDENA spol. s r.o.  
Tuřanka 115  
627 00 Brno  
Phone: (+420) 548 217 777  
gardena@gardenabrno.cz

**Denmark**

GARDENA  
Husqvarna Consumer  
Outdoor Products  
Salgsafdelning Danmark  
Box 9003  
S-200 39 Malmö  
info@gardena.dk

**Estonia**

Husqvarna Eesti OÜ  
Consumer Outdoor Products  
Kesk tee 10, Aaviku küla  
Rae vald, Harju maakond  
75305  
kontakt.etj@husqvarna.ee

**Finland**

Oy Husqvarna Ab  
Consumer Outdoor Products  
Lautatarhankatu 8 B / PL 3  
00581 HELSINKI  
info@gardena.fi

**France**

GARDENA France  
Immeuble Exposial  
9 - 11 allée des  
Pierres Mayettes  
ZAC des Barbanniers,  
B.P. 99  
-F- 92232 GENNEVILLIERS  
cedex  
Tél. (+33) 01 40 85 30 40  
service.consommateurs@  
gardena.fr

**Great Britain**

Husqvarna UK Ltd  
Preston Road  
Aycliffe Industrial Park  
Newton Aycliffe  
County Durham  
DL5 6UP  
info.gardena@  
husqvarna.co.uk

**Greece**

HUSQVARNA GREECE S.A.  
Branch of Koropi  
Iifestou 33A  
Industrial Area Koropi  
194 00 Athens - Greece  
V.A.T. EL094094640  
Phone: (+30) 210 66 20 225  
info@husqvarna-consumer.gr

**Hungary**

Husqvarna  
Magyarország Kft.  
Ezred u. 1 - 3  
1044 Budapest  
Phone: (+36) 80 20 40 33  
gardena@gardena.hu

**Iceland**

Ó. Johnson & Kaaber  
Tunguhalsi 1  
110 Reykjavik  
ooj@ojk.is

**Ireland**

Michael McLoughlin & Sons  
Hardware Limited  
Long Mile Road  
Dublin 12

**Italy**

GARDENA Italia S.p.A.  
Via Donizetti 22  
20020 Lainate (Mi)  
Phone: (+39) 02.93.94.79.1  
info@gardenaitalia.it

**Japan**

KAKUICHI Co. Ltd.  
Sumitomo Realty &  
Development Kojimachi  
BLDG., 8F  
5-1 Nibanncyo, Chiyoda-ku  
Tokyo 102-0084  
Phone: (+81) 33 264 4721  
m\_ishihara@kaku-ichi.co.jp

**Latvia**

SIA „Husqvarna Latvija”  
Consumer Outdoor Products  
Bākūžu iela 6  
Rīga, LV-1024  
info@husqvarna.lv

**Lithuania**

UAB Husqvarna Lietuva  
Consumer Outdoor Products  
Ateities pl. 77C  
LT-52104 Kaunas  
centras@husqvarna.lt

**Luxembourg**

Magasins Jules Neuberg  
39, rue Jacques Stas  
Luxembourg-Gasperich 2549  
Case Postale No. 12  
Luxembourg 2010  
Phone: (+352) 40 14 01  
api@neuberg.lu

**Netherlands**

GARDENA Nederland B.V.  
Postbus 50176  
1305 AD ALMERE  
Phone: (+31) 36 521 00 00  
info@gardena.nl

**Neth. Antilles**

Jonka Enterprises N.V.  
Sta. Rosa Weg 196  
P.O. Box 8200, Curaçao  
Phone: (+599) 9 767 66 55  
pgm@jonka.com

**New Zealand**

Husqvarna New Zealand Ltd.  
PO Box 76437  
Manukau City 2241  
Phone: (+64) (09) 9202410

**Norway**

GARDENA  
Husqvarna Consumer  
Outdoor Products  
Salgskontor Norge  
Kleverteien 6  
1540 Vestby  
info@gardena.no

**Poland**

Husqvarna  
Poland Spółka z o.o.  
Oddział w Szymanowie  
Szymanów 9 d  
05-532 Baniocha  
Phone: (+48) 22 727 56 90  
gardena@gardena.pl

**Portugal**

GARDENA Portugal Lda.  
Sintra Business Park  
Edifício 1  
Fracção 0-G  
2710-089 Sintra  
Phone: (+351) 21 922 85 30  
info@gardena.pt

**Romania**

MADEX  
INTERNATIONAL SRL  
Soseaua Odaii 117-123,  
Sector 1,  
București, RO 013603  
Phone: (+40) 21 352 76 03  
madex@ines.ro

**Russia**

ООО ГАРДЕНА РУС  
123007, г. Москва  
Хорошевское шоссе, д. 32А  
Тел.: (+7) 495 380 31 92  
info@gardena-rus.ru

**Singapore**

Hy-Ray PRIVATE LIMITED  
40 Jalan Pemimpin  
#02-08 Tat Ann Building  
Singapore 577185  
Phone: (+65) 6253 2277  
shiyang@hyray.com.sg

**Slovak Republic**

GARDENA spol. s r.o.  
Tuřanka 115  
627 00 Brno  
Phone: (+420) 548 217 777  
gardena@gardenabrno.cz

**Slovenia**

GARDENA d.o.o.  
Brodišče 15  
1236 Trzin  
Phone: (+386) 1 580 93 32  
servis@gardena.si

**South Africa**

GARDENA  
South Africa (Pty.) Ltd.  
P.O. Box 11534  
Vorna Valley 1686  
Phone: (+27) 11 315 02 23  
sales@gardena.co.za

**Spain**

GARDENA  
IBÉRICA S.L.U.  
C/ Basauri, nº 6  
La Florida  
28023 Madrid  
Phone: (+34) 91 708 05 00  
atencioncliente@gardena.es

**Sweden**

GARDENA  
Husqvarna Consumer  
Outdoor Products  
Försäljningskontor Sverige  
Box 9003  
200 39 Malmö  
info@gardena.se

**Switzerland / Schweiz**

Husqvarna Schweiz AG  
Consumer Products  
Industriestrasse 10  
5506 Mägenwil  
Phone: (+41) (0) 848 800 464  
info@gardena.ch

**Turkey**

GARDENA / Dost Diş Ticaret  
Mümessilik A.Ş. Sanayi  
Çad. Adil Sokak No. 1  
Kartal - İstanbul  
Phone: (+90) 216 38 93 939  
info@gardena-dost.com.tr

**Ukraine / Україна**

ТОВ «ГАРДЕНА УКРАЇНА»  
Васильківська, 34, 204-Г  
03022, Київ  
Тел. (+38) 044 498 39 02  
info@gardena.ua

864-20.960.09/0409  
© GARDENA  
Manufacturing GmbH  
D-89070 Ulm  
http://www.gardena.com