

WP 600
Art. 7630

WP 1200
Art. 7631

WP 1800
Art. 7632

D Betriebsanleitung
Gartenbrunnenpumpe

GB User's Manual
Garden Spring Pump

F Notice d'emploi
Pompe pour fontaine de jardin

NL Gebruiksaanwijzing
Pomp voor tuinfontein

S Manual
Trädgårdsfontänpump

I Istruzioni per l'uso
Pompa per fontana da giardino

E Instrucciones de empleo
Bomba para pozos de jardín

P Manual de instruções
Bomba para fonte de jardim

DK Driftsvejledning
Havebrøndspumpe

D

GB

F

NL

S

I

E

P

DK

GARDENA Garden Spring Pump

WP 600 / WP 1200 / WP 1800

Welcome to the Garden of GARDENA ...



This is the translation of the original German User's Manual. Please read the User's Manual carefully and comply with them. Use this User's Manual to familiarise yourself with the pump, its proper use and the safety instructions.



For safety reasons, children under 16 as well as persons not familiar with this User's Manual must not use this pump. Persons with reduced physical or mental abilities may use the product only if they are supervised or instructed by a responsible person.

→ Keep this User's Manual in a safe place.

Contents

1. Where to use your GARDENA Garden Spring Pump.	8
2. Safety instructions	8
3. Initial Operation	9
4. Storing your Fountain Pump Set	10
5. Cleaning	10
6. Trouble-shooting	10
7. Accessories	11
8. Technical Data	11
9. Service / Guarantee	11

1. Where to use your GARDENA Fountain Pump set

Intended Use:

The GARDENA Garden Spring Pump is intended for domestic use for supplying water to springs and gargoyles. It is not designed for operating watering equipment and accessories or irrigation systems. The pump can be used both indoors and outdoors.

Please note



The GARDENA Garden Spring Pump is not suitable for continuous operation in industrial applications. Corrosive, easily combustible, aggressive or explosive substances (such as gasoline, petroleum or nitro thinners), or saltwater must not be pumped, nor must foodstuffs or drinking water.

2. Safety instructions

Electrical Safety:



DANGER ! Electric shock !

→ **Always disconnect the pump from the mains before undertaking any work on it.**

The pump should be operated via a residual current device with a residual current rating of ≤ 30 mA (DIN VDE 0100-702 and 0100-738). The pump must be placed on solid, even ground.

→ Please ask your electrician for his advice.

Mains power cables should not have a smaller cross-section than a rubber sheathed cable of the designation H05 RN-F3G0,75.

Extension cables must meet the requirements of DIN VDE 0620. Check line voltage.

Data indicated on the type plate must match technical data of the mains supply.

Please unplug the pump after operation and before carrying out any maintenance works.

The pump must not be operated when there are people in the water.

Swimming pools and garden ponds should be designed according to international and national design regulations.

→ Please consult a professional electrician.

Before operating the pump, look to see if there is any damage to the pump (esp. regarding power cable and plug).

The connection cable of the pump cannot be replaced. If the cable is damaged the pump must be scrapped.

Do not use the power cable to carry the pump or to pull the plug out of the socket.

Protect the power cable from heat, oil and sharp edges.

User instructions:

Never let the pump run dry; running dry generates heat and will damage the pump.

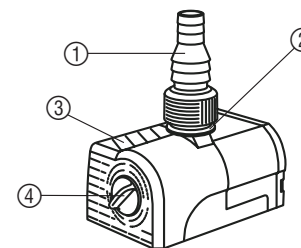
The temperature of the liquid used must not be below 4 °C or above 35 °C.

Sand and other abrasive substances in the liquid cause increased wear and reduce the output of the pump.

Please observe the local noise prevention regulations.

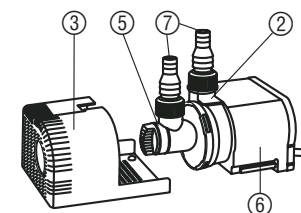
3. Initial Operation

Commissioning the pump:



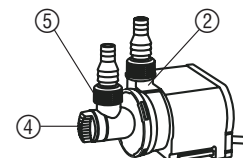
1. Screw the stepped nipple ① on to the pump outlet ②.
2. Connect the stepped nipple ① to the spring / gargoyles with a hose (1/2" or 3/4").
3. Install the pump at ground level so that the filter housing ③ is standing in water to at least half its height.
4. Insert the pump plug into a mains socket.
Caution: The pump will start immediately.
5. Use the flow control ④ to set the desired water flow for the spring / gargoyles.

Commissioning the pump if it is installed out of water:



If the pump is installed out of water, the filter housing ③ must be taken off.

1. Pull off the filter housing ③.
2. Turn the pump inlet ⑤ anticlockwise and pull it vertically off the motor housing ⑥ (bayonet socket).
3. Depending on the pumping application, the pump inlet can be rotated in 90° steps. Twist the pump inlet ⑤ accordingly, again press it vertically on to motor housing ⑥ and tighten it clockwise (see 5. Cleaning).
4. Screw stepped nipples ⑦ on to the pump inlet ⑤ and pump outlet ②.
5. Connect the pump inlet ⑤ to the water reservoir with a hose (1/2" or 3/4"). **The level in the water reservoir must be higher than the pump inlet ⑤.**
6. Connect the pump outlet ② to the spring / gargoyles with a hose (1/2" or 3/4").
7. Fill the hose to the pump inlet ⑤ with water.
8. Insert the pump plug into a mains socket.
Caution: The pump will start immediately.
9. Use the flow control ④ to set the desired water flow for the spring.



4. Storing your Garden Spring Pump

Storage:



The pump should be stored out of the reach of children.

1. Before the frosty season begins, take the pump out of the pond and clean it.
2. To avoid difficulties when starting up in the spring, we recommend storing the pump in a frost-free location in a container filled with water. *The mains plug must not be submerged.*

Disposal:
(in accordance with
RL2002/96/EC)



The product must not be added to normal household waste. It must be disposed of properly.

5. Cleaning

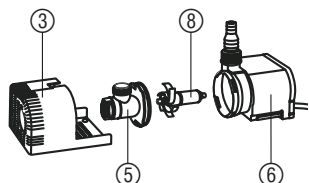


CAUTION! Electric shock !

Risk of injury due to mains electricity.

→ Before cleaning the pump, unplug the it from the mains.

Cleaning the pump:



1. Remove the filter housing ③ from the motor housing ⑥, and clean it.
2. Turn the pump inlet ⑤ anticlockwise and pull it vertically off the motor housing ⑥ (bayonet socket).
3. Take the impeller ⑧ out of the motor housing ⑥ and clean it.
4. Push the cleaned impeller ⑧ back into the motor housing ⑥.
5. Push the pump inlet ⑤ vertically on to the motor housing ⑥ and tighten it clockwise. (If the pump is to suck from underneath, the thread must face downwards).
6. Push the filter housing ③ back on to the motor housing ⑥.

6. Trouble-shooting



CAUTION! Electric shock!

Risk of injury due to mains electricity.

→ Before fault-finding, unplug the pump at the mains.

Fault	Possible cause	Remedy
The pump delivers no water	Mains plug not plugged in.	→ Plug in mains plug.
	Impeller unit is blocked.	→ Clean pump.
	Impeller running in the wrong direction due to insufficient water.	→ Disconnect from the mains and top up with water.
	Pump installed out of water and not filled.	→ Fill the inlet hose with water.
The pump delivers a reduced water flow	Filter housing dirty.	→ Clean filter housing.

CAUTION!



Work on the electrical parts must only be carried out by GARDENA Service Centres.

If any other faults arise, please contact GARDENA Service.

7. Accessories

GARDENA Underwater lights UL 20 / UL 20 S Set	Illumination of garden springs or objects in / on the pond.	art. 7952 art. 7958
GARDENA radio control set	Start water features and lighting from the terrace or your living room.	art. 7874

8. Technical Data

	WP 600 (art. 7630)	WP 1200 (art. 7631)	WP 1800 (art. 7632)
Mains voltage/mains frequency	230 V AC / 50 Hz	230 V AC / 50 Hz	230 V AC / 50 Hz
Rated power	8 W	16 W	30 W
Power cable	10 m; H05-RN-F	10 m; H05-RN-F	10 m; H05-RN-F
Flow	600 l/h	1200 l/h	1800 l/h
Max. delivery head	1,2 m	1,6 m	2,0 m
Max. submersion depth	1 m	1 m	1 m
Pump connection	G 1/2	G 1/2	G 1/2
Media temperature	4 °C – 35 °C	4 °C – 35 °C	4 °C – 35 °C

9. Service / Guarantee

Guarantee

GARDENA guarantees this product for 3 years (from date of purchase). This guarantee covers all serious defects of the unit that can be proved to be material or manufacturing faults. Under warranty we will either replace the unit or repair it free of charge if the following conditions apply:

- The unit must have been handled properly and in keeping with the requirements of the User's Manual.
- Neither the purchaser or a non-authorized third party have attempted to repair the unit.

The feed impeller is a wearing part and is not covered by the warranty.

This manufacturer's guarantee does not affect the user's existing warranty claims against the dealer/ seller.

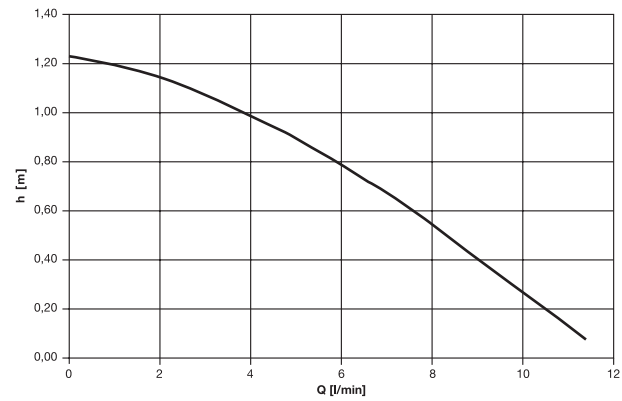
If you have any problems with your Fountain Pump Set, please contact our Service or return the defective unit together with a short description of the problem – in case of guarantee, with a copy of the receipt – postage paid to one of the GARDENA Service Centres listed on the back of this leaflet.

D Produkthaftung	Wir weisen ausdrücklich darauf hin, dass wir nach dem Produkthaftungsgesetz nicht für durch unsere Geräte hervorgerufene Schäden einzustehen haben, sofern diese durch unsachgemäße Reparatur verursacht oder bei einem Teileaustausch nicht unsere originale GARDENA Teile oder von uns freigegebene Teile verwendet wurden und die Reparatur nicht vom GARDENA Service oder dem autorisierten Fachmann durchgeführt wird. Entsprechendes gilt für Ergänzungsteile und Zubehör.
GB Product Liability	We expressly point out that, in accordance with the product liability law, we are not liable for any damage caused by our units if it is due to improper repair or if parts exchanged are not original GARDENA parts or parts approved by us, and, if the repairs were not carried out by a GARDENA Service Centre or an authorised specialist. The same applies to spare parts and accessories.
F Responsabilité	Nous vous signalons expressément que GARDENA n'est pas responsable des dommages causés par ses appareils, dans la mesure où ces dommages seraient causés suite à une réparation non conforme, dans la mesure où, lors d'un échange de pièces, les pièces d'origine GARDENA n'auraient pas été utilisées, ou si la réparation n'a pas été effectuée par le Service Après-Vente GARDENA ou l'un des Centres SAV agréés GARDENA. Ceci est également valable pour tout ajout de pièces et d'accessoires autres que ceux préconisés par GARDENA.
NL Productaansprakelijkheid	Wij wijzen er nadrukkelijk op, dat wij op grond van de wet aansprakelijkheid voor producten niet aansprakelijk zijn voor schade ontstaan door onze apparaten, indien deze door onvakkundige reparatie veroorzaakt zijn, of er bij het uitwisselen van onderdelen geen gebruik gemaakt werd van onze originele GARDENA onderdelen of door ons vrijgegeven onderdelen en de reparatie niet door de GARDENA technische dienst of de bevoegde vakman uitgevoerd werd. Ditzelfde geldt voor extra-onderdelen en accessoires.
S Produktansvar	Tillverkaren är inte ansvarig för skada som orsakats av produkten om skadan beror på att produkten har reparerats felaktigt eller om, vid reparation eller utbyte, andra än Original GARDENA reservdelar har använts. Samma sak gäller för kompletteringsdelar och tillbehör.
I Responsabilità del prodotto	Si rende espressamente noto che, conformemente alla legislazione sulla responsabilità del prodotto, non si risponde di danni causati da nostri articoli se originati da riparazioni eseguite non correttamente o da sostituzioni di parti effettuate con materiale non originale GARDENA o comunque da noi non approvato e, in ogni caso, qualora l'intervento non venga eseguito da un centro assistenza GARDENA o da personale specializzato autorizzato. Lo stesso vale per le parti complementari e gli accessori.
E Responsabilidad de productos	Advertimos que conforme a la ley de responsabilidad de productos no nos responsabilizamos de daños causados por nuestros aparatos, siempre y cuando dichos daños hayan sido originados por arreglos o reparaciones indebidas, por recambios con piezas que no sean piezas originales GARDENA o bien piezas no autorizadas por nosotros, así como en aquellos casos en que la reparación no haya sido efectuada por un Servicio Técnico GARDENA o por un técnico autorizado. Lo mismo es aplicable para las piezas complementarias y accesorios.
P Responsabilidade sobre o produto	Queremos salientar que segundo a lei da responsabilidade do fabricante, nós não nos responsabilizaremos por danos causados pelo nosso equipamento, quando estes ocorrerem em decorrência de reparações inadequadas ou da substituição de peças por peças não originais da GARDENA, ou peças não autorizadas. A responsabilidade tornar-se-á nula também depois de reparações realizadas por oficinas não autorizadas pela GARDENA. Esta restrição valerá também para peças adicionais e acessórios.
DK Produktansvar	Vi gør udtrykkeligt opmærksom på at i henhold til produktansvarsloven er vi ikke ansvarlige for skader forårsaget af vores udstyr, hvis det er på grund af uautoriserede reparationer eller hvis dele er skiftet ud og der ikke er anvendt originale GARDENA dele eller dele godkendt af os, eller hvis reparationerne ikke er udført af GARDENA-service eller en autoriseret fagmand. Det samme gælder for ekstra udstyr og tilbehør.

D EU-Konformitätserklärung Maschinenverordnung (9. GSGVO) / EMVG / Niedersp. RL Der Unterzeichnete GARDENA Manufacturing GmbH · Hans-Lorenser-Straße 40 · D-89079 Ulm bestätigt, dass die nachfolgend bezeichneten Geräte in der von uns in Verkehr gebrachten Ausführung die Anforderungen der harmonisierten EU-Richtlinien, EU-Sicherheitsstandards und produktspezifischen Standards erfüllen. Bei einer nicht mit uns abgestimmten Änderung der Geräte verliert diese Erklärung ihre Gültigkeit.	Bezeichnung der Geräte: Gartenbrunnenpumpe Description of the units: Garden Spring Pump Désignation du matériel : Pompe pour fontaine de jardin
GB EU Certificate of Conformity The undersigned GARDENA Manufacturing GmbH · Hans-Lorenser-Str. 40 · D-89079 Ulm hereby certifies that, when leaving our factory, the units indicated below are in accordance with the harmonised EU guidelines, EU standards of safety and product specific standards. This certificate becomes void if the units are modified without our approval.	Omschrijving van de apparaten: Productbeskriving: Descrizione dei prodotti: Pomp voor tuinfontein Trädgårdsfontännpump Pompa per fontana da giardino
F Certificat de conformité aux directives européennes Le constructeur, soussigné : GARDENA Manufacturing GmbH · Hans-Lorenser-Str. 40 · D-89079 Ulm déclare qu'à la sortie de ses usines le matériel neuf désigné ci-dessous était conforme aux prescriptions des directives européennes énoncées ci-après et conforme aux règles de sécurité et autres règles qui lui sont applicables dans le cadre de l'Union européenne. Toute modification portée sur ce produit sans l'accord express de GARDENA supprime la validité de ce certificat.	Descripción de la mercancía: Descrição dos aparelhos: Beskrivelse af produktet: Bomba para pozos de jardín Bomba para fonte de jardim Havebrøndpumpe
NL EU-overeenstemmingsverklaring Ondergetekende GARDENA Manufacturing GmbH · Hans-Lorenser-Str. 40 · D-89079 Ulm bevestigt, dat de volgende genoemde apparaten in de door ons in de handel gebrachte uitvoering voldoen aan de eis van, en in overeenstemming zijn met de EU-richtlijnen, de EU-veiligheidsstandaard en de voor het product specifieke standaard. Bij een niet met ons afgestemde verandering aan de apparaten verliest deze verklaring haar geldigheid.	Type: Types: Types : Type: Typ: Tipi: Tipos: Tipos: Type: Art.-Nr.: Art. No.: Référence : Art.nnr.: Art.nnr.: Art.: Art. No.: Art. no.: Art. nr.: WP 600 WP 1200 WP 1800 7630 7631 7632
S EU Tillverkarintyg Undertecknad firma GARDENA Manufacturing GmbH · Hans-Lorenser-Str. 40 · D-89079 Ulm intyggar härmed att nedan nämnda produkter överensstämmer med EU:s direktiv, EU:s säkerhetsstandard och produktspecificifikation. Detta intyg upphör att gälla om produkten ändras utan vårt tillstånd.	EU-Richtlinien: EU directives: Directives européennes : EU-richtlijnen: EU directive: Directive UE: Normativa UE: Directrices da UE: EU Retningslinier: 98/37/EG: 1998 2006/42/EG: 2006 2004/108/EG 2006/95/EG 93/68/EG
I Dichiarazione di conformità alle norme UE La sottoscritta GARDENA Manufacturing GmbH · Hans-Lorenser-Str. 40 · D-89079 Ulm certifica che il prodotto qui di seguito indicato, nei modelli da noi commercializzati, è conforme alle direttive armonizzate UE nonché agli standard di sicurezza e agli standard specifici di prodotto. Qualunque modifica apportata al prodotto senza nostra specifica autorizzazione invalida la presente dichiarazione.	Harmonisierte EN: EN 12100-1 EN 60335-1:09/94 EN 12100-2 EN 60335-2-41:05/04
E Declaración de conformidad de la UE El que suscribe GARDENA Manufacturing GmbH · Hans-Lorenser-Str. 40 · D-89079 Ulm declara que la presente mercancía, objeto de la presente declaración, cumple con todas las normas de la UE, en lo que a normas técnicas, de homologación y de seguridad se refiere. En caso de realizar cualquier modificación en la presente mercancía sin nuestra previa autorización, esta declaración pierde su validez.	Hinterlegte Dokumentation: GARDENA Technische Dokumentation, E. Renn 89079 Ulm Deposited Documentation: GARDENA Technical Documentation, E. Renn 89079 Ulm Documentation déposée : Documentation technique GARDENA, E. Renn 89079 Ulm
P Certificado de conformidade da UE Os abaixo mencionados GARDENA Manufacturing GmbH · Hans-Lorenser-Str. 40 · D-89079 Ulm Por este meio certificamos que ao sair da fábrica os aparelhos abaixo mencionados estão de acordo com as directrizes harmonizadas da UE, padrões de segurança e de produtos específicos. Este certificado ficará nulo se as unidades forem modificadas sem a nossa aprovação.	Anbringningsjahr der CE-Kennzeichnung: Year of CE marking: Date d'apposition du marquage CE : Installatiejaar van de CE-aanduiding: Märkningsår: Anno di applicazione della certificazione CE: Colocación del distintivo CE: Ano de marcação pela CE: CE-Märkningsår: 2005
DK EU Overensstemmelse certifikat Undertegnede GARDENA Manufacturing GmbH · Hans-Lorenser-Str. 40 · D-89079 Ulm bekræfter hermed, at enheder listet herunder, ved afsendelse fra fabrikken, er i overensstemmelse med harmoniserede EU retningslinier, EU sikkerheds standarder og produkt specifications standarder. Dette certifikat træder ud af kraft hvis enhederne er ændret uden vor godkendelse.	Ulm, den 16.06.2005 Ulm, 16.06.2005 Fait à Ulm, le 16.06.2005 Ulm, 16-06-2005 Ulm, 2005.06.16. Ulm, 16.06.2005 Ulm, 16.06.2005 Ulm, 16.06.2005 Ulm, 16.06.2005 Ulm, 16.06.2005 Ulm, 16.06.2005 Ulm, 16.06.2005  Peter Lameli Technische Leitung Technical Dept. Manager Direction technique Hoofd technische dienst Technical Director Direzione Tecnica Dirección Técnica Director Técnico Teknisk direktør

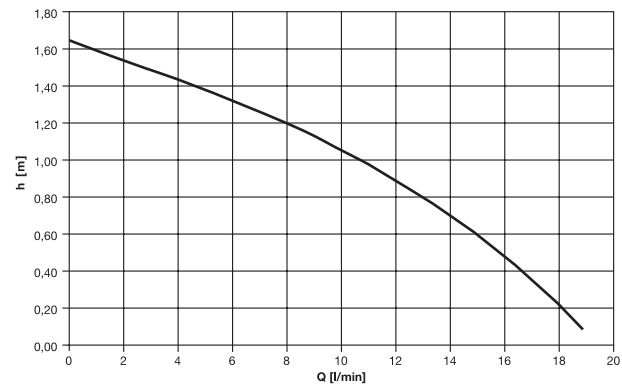
WP 600: Art. 7630

Pumpen-Kennlinie
Performance characteristics
Courbes de performance
Prestatiegrafiek
Kapacitetskurva
Curva di rendimento
Curva característica
de la bomba
Características de performance
Ydelses karakteristika



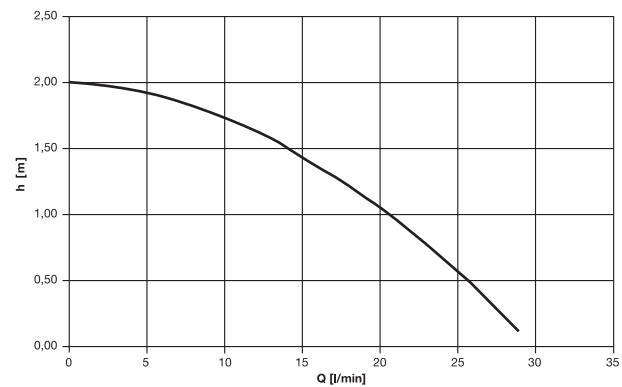
WP 1200: Art. 7631

Pumpen-Kennlinie
Performance characteristics
Courbes de performance
Prestatiegrafiek
Kapacitetskurva
Curva di rendimento
Curva característica
de la bomba
Características de performance
Ydelses karakteristika



WP 1800: Art. 7632

Pumpen-Kennlinie
Performance characteristics
Courbes de performance
Prestatiegrafiek
Kapacitetskurva
Curva di rendimento
Curva característica
de la bomba
Características de performance
Ydelses karakteristika



Deutschland / Germany

GARDENA
Manufacturing GmbH
Central Service
Hans-Lorenser-Str. 40
89079 Ulm
Produktfragen:
(+49) 731 490-123
Reparaturen:
(+49) 731 490-290
service@gardena.com

Argentina

Husqvarna Argentina S.A.
Vera 745
(C1414A00) Buenos Aires
Phone: (+ 54) 11 4858-5000
diego.poggi@ar.husqvarna.com

Australia

Husqvarna Australia Pty. Ltd.
Locked Bag 5,
Central Coast BC, NSW 2252
Phone: 0061 24352 7400
customer.service@
husqvarna.com.au

Austria / Österreich

Husqvarna Austria GmbH
Consumer Products
Industriezeile 36
4010 Linz
Phone: (+43) (0) 732/77 01 01-90
consumer.service@husqvarna.at

Belgium

GARDENA Belgium NV/SA
Leuvensesteenweg 555 b10
1930 Zaventem
Phone: (+32) 27 20 921 2
info@gardena.be

Brazil

Palash Importação
e Comércio Ltda
Rua São João do Araguaia, 338
Barueri – SP – CEP: 06409-060
Phone: (+55) 11 4198-9777
eduardo@palash.com.br

Bulgaria

Husqvarna Bulgaria Eood
72 Andrey Ljapchev Blvd.
1799 Sofia
Phone: 02/9 75 30 76

Canada

GARDENA Canada Ltd.
100 Summerlea Road
Brampton, Ontario L6T 4X3
Phone: (+1) 905 792 93 30
info@gardenacanada.com

Chile

Garden Chile S.A.
San Sebastián 2839
Ofic. 701 A
Las Condes - Santiago de Chile
Phone: (+56) 2 20 10 708
garfar_cl@yahoo.com

Costa Rica

Compania Exim
Euroiberoamericana S.A.
Aptdo Postal 1260
San José
Phone: (+506) 223 20 75
exim_euro@racsa.co.cr

Croatia

SILK ADRIA d.o.o.
Josipa Lončara 3
10090 Zagreb
Phone: (+385) 1 3794 580
silk.adria@zg.t-com.hr

Cyprus

FARMOKIPIKI LTD
P.O. Box 7098
74, Digeni Akritia Ave.
1641 Nicosia
Phone: (+357) 22 75 47 62
condam@spidernet.com.cy

Czech Republic

GARDENA spol. s.r.o.
Tuřanka 115
CZ-62700 Brno
Phone: (+420) 548 217 777
gardena@gardenabmo.cz

Denmark

GARDENA
Husqvarna Consumer Outdoor
Products
Salgsafdelning Danmark
Box 9003
200 39 Malmö
info@gardena.dk

Estonia

Husqvarna Eesti OÜ
Consumer Outdoor Products
Kesk tee 10, Aaviku küla
Rae vald, Harju maakond 75305
kontakt.etj@husqvarna.ee

Finland

Oy Husqvarna Ab
Consumer Outdoor Products
Lautatarhankatu 8 B / PL 3
00581 HELSINKI
info@gardena.fi

France

Husqvarna France S.A.S.
9 – 11 allée des Pierres Mayettes
ZAC des Barbanniers
B.P. 99
92232 Gennevilliers cedex
Phone: (+33) 01 40 85 30 40
service.consommateurs@gardena.fr

Great Britain

Husqvarna UK Ltd
Preston Road
Aycliffe Industrial Park
Newton Aycliffe
Co Durham
DL5 6UP
info.gardena@husqvarna.co.uk

Greece

HUSQVARNA ΕΛΛΑΣ Α.Ε.Β.Ε.
Υμη/α Ηρακλειτου 33Α
Βλ. Π.ε. Κορωπιου
19 400 Κορωπι Αττικής
Phone: (+30) 210 6620225 – 6
service@agrokop.gr

Hungary

Husqvarna
Magyarország Kft.
Ezred u. 1 – 3
1044 Budapest
Phone: (+ 36) 80 20 40 33
gardena.gardena.hu

Iceland

Ö. Johnson & Kaaber
Tunguhalsi 1
110 Reykjavik
ooj@ojk.is

Ireland

McLoughlins RS
Unit 5
Norther Cross Business Park
North Road, Finlglas
Dublin 11

Italy

GARDENA Italia S.p.A.
Via Santa Vecchia, 15
23868 Valmadrera (Lc)
Phone: (+39) 341-203111
info@gardenaitalia.it

Japan

KAKUICHI co., Ltd.
Sumitomo Realty & Development
Kojimachi
BLDG., 8F
5 – 1 Nibanncoyo, chiyoda-ku,
Tokyo 102-0084
Phone: (+81)-(0)3-3264-4721
m_ishihara@kaku-ichi.co.jp

Latvia

SIA „Husqvarna Latvija“
Consumer Outdoor Products
Bākūžu iela 6, Rīga, LV-1024
info@husqvarna.lv

Lithuania

UAB Husqvarna Lietuva
Consumer Outdoor Products
Ateities pl. 77C
LT-52104 Kaunas
centras@husqvarna.lt

Luxembourg

Magasins Jules Neuberger
39, rue Jacques Stas
Luxembourg-Gasperich 2549
Case Postale No. 12
Luxembourg 2010
Phone: (+352) - 40 14 01
api@neuberger.lu

Netherlands

GARDENA Nederland B.V.
Postbus 50176
1305 AD ALMERE
Phone: (+31) 36 521 00 00
info@gardena.nl

Neth. Antilles

Jonka Tuincentrum
Sta. Rosa Weg 196
P.O. Box 8200
Curaçao
Phone: (+599) 9 767 66 55
pgm@jonka.com

New Zealand

Husqvarna New Zealand Ltd.
PO Box 76437
Manukau City 2241
Phone: 0064 9 9202410
sales.nz@husqvarna.co.nz

Norway

GARDENA
Husqvarna Consumer Outdoor
Products
Salgskontor Norge
Kleverveien 6
1540 Vestby
info@gardena.no

Poland

HUSQVARNA Poland Spółka z o.o.
ul. Wysockiego 15 b
03-371 Warszawa
Oddział w Szymanowie
Szymanów 9 d
05-532 Baniocza

Portugal

Husqvarna Portugal SA
Sintra Business Park
Edifício 1 - Fracção 0 G
Abrunheira
2710-089 Sintra
info@gardena.pt

Romania

MADEX INTERNATIONAL SRL
Șoseaua Odăii 117 – 123
Sector 1, București,
RO 013603
Phone: (+40) 21 352-7603 / 4 / 5 / 6
madex@gardena.ro

Russia / Россия

ООО «Husqvarna»
Leningradskaya street, vladenie 39
Khimki Business Park
Building 2, 4th floor
141400 Moscow Region, Khimki
Phone: +7 (495) 797 26 70

Singapore

HY-RAY PRIVATE LIMITED
40 Jalan Pemimpin
#02-08 Tat Ann Building
Singapore 577185
Phone: (+65) 6253 2277
shiyang@hyray.com.sg

Serbia

DOMEL d.o.o.
Savski Nasip 7
11070 Novi Beograd
Serbia
Phone: (+381) 11 2772 204
miroslav.jejina@domel.co.yu

Slovenia

GARDENA d.o.o.
Brodšiče 15
1236 Trzin
Phone: (+386) 1 580 93 32
servis@gardena.si

South Africa

GARDENA
South Africa (Pty.) Ltd.
P.O. Box 11534
Vorna Valley 1686
Phone: (+27) 11 315 02 23
sales@gardena.co.za

Spain

Husqvarna Espana S.A.
C/Basauri, nº 6
La Florida
28023 Madrid
Phone: (+34) 91 708 05 00
(4 líneas)
atencioncliente@gardena.es

Sweden

GARDENA
Husqvarna Consumer Outdoor
Products
Försäljningskontor Sverige
Box 9003
20039 Malmö
info@gardena.se

Switzerland / Schweiz

Husqvarna Schweiz AG
Consumer Products
Industriestrasse 10
5506 Mägenwil
Phone: +41 (0) 62 887 37 00
info@gardena.ch

Turkey

GARDENA Dost Diş Ticaret
Mümesillik A.Ş.
Sanayi Çad. Adil Sok. No. 1
34873 Kartal – Istanbul
Phone: (+90) 216 38 93 939
info@gardena-dost.com.tr

Ukraine / Україна

ТОВ «Хускварна Україна»
Васильківська, 34, 204-Г
03022, Київ
Тел.: (+38 044) 498 39 02
info@gardena.ua

USA

GARDENA Canada Ltd.
100 Summerlea Road
Brampton, Ontario L6T 4X3
Phone: (+1) 905 792 93 30
info@gardenacanada.com

7630-20.960.06/1109
© GARDENA Manufacturing GmbH
D - 89070 Ulm
http://www.gardena.com