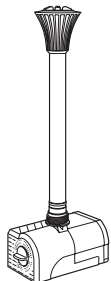


Art. 7834
Art. 7835

RP 240 / RP 300 / RP 420



Art. 7838

RP 600

- D Betriebsanleitung**
Zimmerbrunnenpumpe

- GB Operating Instructions**
Indoor Fountain Pump

- F Mode d'emploi**
Pompe pour fontaine d'intérieur

- NL Instructies voor gebruik**
Binnenshuis-fonteinpomp

- S Bruksanvisning**
Pump för inomhusfontän

- I Istruzioni per l'uso**
Pompa per fontana da interni

- E Manual de instrucciones**
Bomba para fuente de interior

- P Instruções de utilização**
Bomba para fontes interiores

- DK Brugsanvisning**
Springvandspumpe indendørs

GARDENA Indoor Fountain Pump

RP 240 / RP 300 / RP 420 / RP 600

Welcome to the garden of GARDENA...



Translation of the original instructions from German.
Please read these operating instructions carefully and observe the notes given.
Use these operating instructions to familiarise yourself with the Indoor Fountain Pump, its proper use and the notes on safety.



For safety reasons, children under the age of 16 and people not familiar with these operating instructions must not use this Indoor Indoor Fountain Pump. Persons with reduced physical or mental abilities may use the product only if they are supervised or instructed by a responsible person.

Contents:

→ Please keep these operating instructions in a safe place.

1. Where to Use Your GARDENA Indoor Fountain Pump	15
2. Safety instructions	15
3. Initial Operation	17
4. Storage	18
5. Cleaning	19
6. Troubleshooting	21
7. Accessories	22
8. Technical data	22
9. Service / Warranty	23

1. Where to Use Your GARDENA Indoor Fountain Pump

Correct use:

GARDENA Indoor Fountain Pumps have been designed for private use around your house. They are not designed for operating watering tools and systems. Pumps RP 240 / RP 300 / RP 600 must only be used indoors. Pump RP 420 is part of Fountain Set Art. 7767 and is suitable for outdoor use.

Please note:



GARDENA Indoor Fountain Pumps have not been designed for constant use in the industrial sector. Corrosive, easily combustible, aggressive or explosive substances (e.g. petrol, petroleum, nitro thinner) as well as saltwater or food / drinking water must not be pumped.

2. Safety instructions

Electrical safety:



DANGER! Electric shock!

→ **Always disconnect the fountain pump from the mains before undertaking any work.**

The pump should be operated via a residual current device with a residual current rating of ≤ 30 mA (DIN VDE 0100-702 and 0100-738). The pump must be placed on solid, even ground.

→ Please consult a qualified electrician for advice.

Mains power cables must not have a smaller cross-section than a PVC cable of the designation H03 VV (RP 420 of the designation H05 RNF). Extension cables must meet the requirements of DIN VDE 0620.

Data indicated on the type plate must match technical data of the mains supply.

Please unplug the fountain pump after operation and before carrying out any maintenance works.

The fountain pump must not be operated when there are people in the water.

Swimming pools and garden ponds should be designed according to international and national design regulations.

→ Please consult a qualified electrician for advice.

Before operating the fountain pump, look to see if there is any damage to the fountain pump (esp. regarding power cable and plug).

The connection cable of the pump cannot be

replaced. If the cable is damaged the pump must be disposed of.

Do not use the power cable to carry the pump or to pull the plug out of the socket.

Protect the power cable from heat, oil and sharp edges.

For Austria:

Pumps for use in swimming pools and ponds may only be operated via an isolating transformer.

→ Please consult a professional electrician.

For Switzerland:

In Switzerland mobile appliances which are used outdoors must be connected via a residual-current device.

User instructions:

Never let the pump run dry; running dry generates heat and will damage the pump.

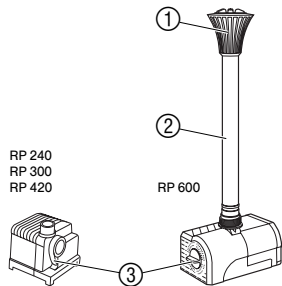
The temperature of the liquid used must not be below 4 °C or above 35 °C.

Sand and other abrasive substances in the liquid cause increased wear and reduce the output of the pump.

Please observe the local noise prevention regulations.

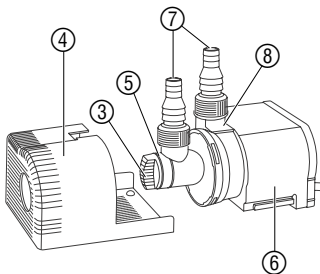
3. Initial Operation

Starting up the pump:



1. RP 600: Insert the fountain socket ① and nozzle tube ②.
2. Install the pump at ground level so that the filter housing is standing in water to at least half its height (with pumps RP 240 / RP 300 / RP 420 make sure that the sides of the foam filter under the pump are not blocked).
3. Plug mains plug into an AC power socket.
Warning: Pump will start immediately.
4. Use the flow control ③ to set the desired water flow for the fountain pump.

**Commissioning the pump if
it is installed out of water:**



If the pump is installed out of water, the filter housing ④ must be taken off.

1. Pull off the filter housing ④.
2. Turn the pump inlet ⑤ anticlockwise and pull it vertically off the motor housing ⑥ (bayonet socket).
3. Depending on the pumping application, the pump inlet can be rotated in 90° steps. Twist the pump inlet ⑤ accordingly, again press it vertically on to motor housing ⑥ and tighten it clockwise (see 5. Cleaning).
4. Screw stepped nipples ⑦ on to the pump inlet ⑤ and pump outlet ⑧.
5. Connect the pump inlet ⑤ to the water reservoir with a hose (1/2" or 3/4"). **The level in the water reservoir must be higher than the pump inlet ⑤.**
6. Connect the pump outlet ⑧ to the spring / gargoyles with a hose (1/2" or 3/4").
7. Fill the hose to the pump inlet ⑤ with water.
8. Insert the pump plug into a mains socket.
Caution: The pump will start immediately.
9. Use the flow control ③ to set the desired water flow for the spring.

4. Storage

Storage:



The fountain pump must be stored out of the reach of children.

1. Before the frosty season begins, ensure the fountain pump has been cleaned and is stored indoors.
2. To avoid difficulties when starting up in the spring, we recommend storing the pump in a frost-free location in a container filled with water.

The mains plug must not be submerged.

Disposal:

*(in accordance with
RL2002/96/EC)*



The product must not be added to normal household waste. It must be disposed of in accordance with local environmental regulations.

5. Cleaning



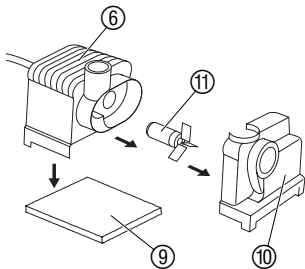
DANGER! Electric Shock!

Risk of injury due to electric shock.

→ Before cleaning the pump, unplug it from the mains.

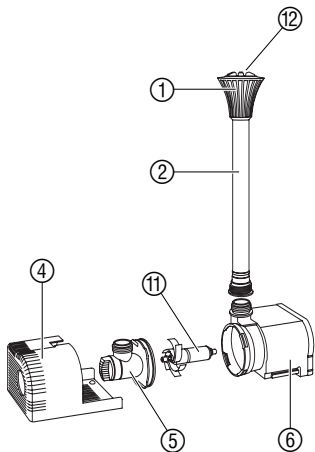
Do not use any hard tools or aggressive cleaners on the pump.

***Cleaning the
RP 240 / 300 / 420:***



1. Remove foam filter ⑨ by pulling down and clean it.
2. Push off the pump housing ⑩ on the pressure spigot of the motor housing ⑥.
3. Take the impeller ⑪ out of the motor housing ⑥ and clean it.
4. Push the cleaned impeller ⑪ back into the motor housing ⑥.
5. Push the pump housing ⑩ back onto the motor housing ⑥.

Cleaning the RP 600:



1. Pull off the fountain socket ① and nozzle tube ②.
2. Unscrew the fountain insert ⑫ and clean it.
3. Remove the filter housing ④ from the motor housing ⑥, and clean it.
4. Turn the pump inlet ⑤ anticlockwise and pull it vertically off the motor housing ⑥ (bayonet socket).
5. Take the impeller ⑪ out of the motor housing ⑥ and clean it.
6. Push the cleaned impeller ⑪ back into the motor housing ⑥.
7. Push the pump inlet ⑤ vertically onto the motor housing ⑥ and tighten it clockwise. (If the pump is to suck from underneath, the thread must face downwards).
8. Push the filter housing ④ back on to the motor housing ⑥.
9. Screw the desired fountain insert ⑫ into the fountain socket ①.
10. Plug the fountain socket ① and nozzle tube ② back into place.

6. Troubleshooting



WARNING! Electric Shock!

Risk of injury due to electric shock.

→ **Disconnect the fountain pump at the mains before rectifying any faults.**

Problem	Probable Cause	Remedy
The pump delivers no water	Mains plug not plugged in.	→ Plug in the mains plug.
	Impeller unit is blocked.	→ Clean pump.
	Impeller running in the wrong direction due to insufficient water.	→ Disconnect from the mains and top up with water.
The pump delivers a reduced water flow	Foam filter / filter housing dirty.	→ Clean the foam filter / filter housing.

CAUTION!



Work on the electrical parts must only be carried out by GARDENA Service Centres.

If other faults occur, please contact GARDENA Service.

7. Accessories

GARDENA Underwater lights UL 20/UL 20 S Set	Illuminates fountains from below or above the surface of the water	Art. 7952 Art. 7958
GARDENA radio control set	Start water features and lighting from the terrace or your living room.	Art. 7874

8. Technical data

	RP 240 (Art. 7834)	RP 300 (Art. 7835)	RP 420	RP 600 (Art. 7838)
Mains voltage / mains frequency	230 V / 50 Hz	230 V / 50 Hz	230 V / 50 Hz	230 V / 50 Hz
Rated power	3.5 W	4.5 W	5 W	8 W
Power cable	1.5 m H03 VV	1.5 m H03 VV	3 m H05 RNF	1,5 m H03 VV
Max. Flow	240 l/h	300 l/h	420 l/h	600 l/h
Max. delivery head	0.5 m	0.7 m	0.75 m	1.2 m
Max. submersion depth	0.4 m	0.4 m	0.4 m	1.0 m
Pump connection	G 1/2	G 1/2	G 1/2	G 1/2
Media temperature	4 °C – 35 °C	4 °C – 35 °C	4 °C – 35 °C	4 °C – 35 °C

9. Service / Warranty

Warranty

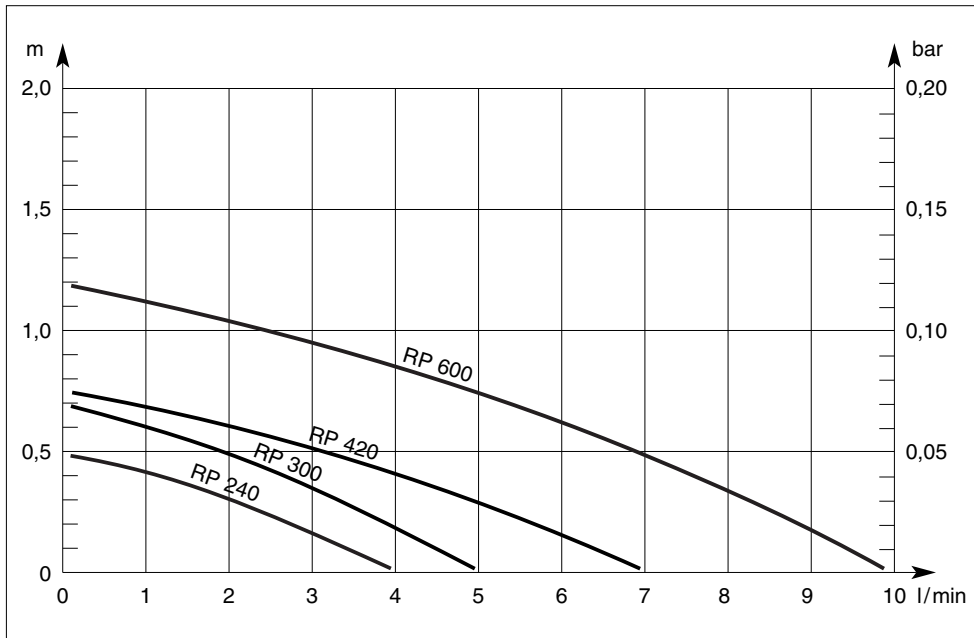
GARDENA guarantees this product for 3 years from date of purchase. This guarantee covers all serious defects of the unit that can be proved to be material or manufacturing faults. Under warranty we will either replace the unit or repair it free of charge if the following conditions apply:

- The unit must have been handled properly and in keeping with the requirements of the operating instructions.
- Neither the purchaser or a non-authorized third party have attempted to repair the unit.

The feed impeller is a wearing part and is not covered by the warranty.

This manufacturer's guarantee does not affect the user's existing warranty claims against the dealer/seller.

If you have any problems with your Fountain Pump Set, please contact our Service or return the defective unit together with a short description of the problem – in case of guarantee, with a copy of the receipt – postage paid to one of the GARDENA Service Centres listed on the back of this leaflet.



D **Produkthaftung**

Wir weisen ausdrücklich darauf hin, dass wir nach dem Produkthaftungsgesetz nicht für durch unsere Geräte hervorgerufene Schäden einzustehen haben, sofern diese durch unsachgemäße Reparatur verursacht oder bei einem Teileaustausch nicht unsere Original GARDENA Teile oder von uns freigegebene Teile verwendet werden und die Reparatur nicht vom GARDENA Service oder dem autorisierten Fachmann durchgeführt wird. Entsprechendes gilt für Ergänzungssteile und Zubehör.

GB **Product Liability**

We expressly point out that, in accordance with the product liability law, we are not liable for any damage caused by our units if it is due to improper repair or if parts exchanged are not original GARDENA parts or parts approved by us, and, if the repairs were not carried out by a GARDENA Service Centre or an authorised specialist. The same applies to spare parts and accessories.

F **Responsabilité**

Nous vous signalons expressément que GARDENA n'est pas responsable des dommages causés par ses appareils, dans la mesure où ces dommages seraient causés suite à une réparation non conforme, dans la mesure où, lors d'un échange de pièces, les pièces d'origine GARDENA n'auraient pas été utilisées, ou si la réparation n'a pas été effectuée par le Service Après-Vente GARDENA ou l'un des Centres SAV agréés GARDENA. Ceci est également valable pour tout ajout de pièces et d'accessoires autres que ceux préconisés par GARDENA.

NL **Productaansprakelijkheid**

Wij wijzen er nadrukkelijk op, dat wij op grond van de wet aansprakelijkheid voor producten niet aansprakelijk zijn voor schade ontstaan door onze apparaten, indien deze door onvakkundige reparatie veroorzaakt zijn, of er bij het uitwisselen van onderdelen geen gebruik gemaakt werd van onze originele GARDENA onderdelen of door ons vrijgegeven onderdelen en de reparatie niet door de GARDENA technische dienst of de bevoegde vakman uitgevoerd werd. Ditzelfde geldt voor extra-onderdelen en accessoires.

S **Produktansvar**

Tillverkaren är inte ansvarig för skada som orsakats av produkten om skadan beror på att produkten har reparerats felaktigt eller om, vid reparation eller utbyte, andra än Original GARDENA reservdelar har använts. Samma sak gäller för kompletteringsdelar och tillbehör.

I **Responsabilità del prodotto**

Si rende espressamente noto che, conformemente alla legislazione sulla responsabilità del prodotto, non si risponde di danni causati da nostri articoli se originati da riparazioni eseguite non correttamente o da sostituzioni di parti effettuate con materiale non originale GARDENA o comunque da noi non approvato e, in ogni caso, qualora l'intervento non venga eseguito da un centro assistenza GARDENA o da personale specializzato autorizzato. Lo stesso vale per le parti complementari e gli accessori.

E **Responsabilidad de productos**

Advertimos que conforme a la ley de responsabilidad de productos no nos responsabilizamos de daños causados por nuestros aparatos, siempre y cuando dichos daños hayan sido originados por arreglos o reparaciones indebidas, por recambios con piezas que no sean piezas originales GARDENA o bien piezas autorizadas por nosotros, así como en aquellos casos en que la reparación no haya sido efectuada por un Servicio Técnico GARDENA o por un técnico autorizado. Lo mismo es aplicable para las piezas complementarias y accesorios.

P **Responsabilidade sobre o produto**

Queremos salientar que segundo a lei da responsabilidade do fabricante, nós não nos responsabilizaremos por danos causados pelo nosso equipamento, quando estes ocorrerem em decorrência de reparações inadequadas ou da substituição de peças por peças não originais da GARDENA, ou peças não autorizadas. A responsabilidade tornar-se-á nula também depois de reparações realizadas por oficinas não autorizadas pela mbém depois de reparações realizadas por oficinas não autorizadas pela GARDENA. Esta restrição valerá também para peças adicionais e acessórios.

DK Produktansvar

Vi gør udtrykkeligt opmærksom på at i henhold til produktansvarsloven er vi ikke ansvarlige for skader forårsaget af vores udstyr, hvis det skyldes uautoriserede reparationer eller hvis dele er skiftet ud og der ikke er anvendt originale GARDENA dele eller dele godkendt af os, eller hvis reparationerne ikke er udført af GARDENA-service eller en autoriseret fagmand. Det samme gælder for ekstra udstyr og tilbehør.

D EU-Konformitæts erklæring Maschinenverordnung (9. GSGVO) / EMVG / Niedersp. RL

Der Unterzeichnete GARDENA Manufacturing GmbH, Hans-Lorenser-Str. 40, D-89079 Ulm, bestätigt, dass das nachfolgend bezeichnete Gerät in der von uns in Verkehr gebrachten Ausführung die Anforderungen der harmonisierten EU-Richtlinien, EU-Sicherheitsstandards und produktspezifischen Standards erfüllt. Bei einer nicht mit uns abgestimmten Änderung des Gerätes verliert diese Erklärung ihre Gültigkeit.

GB EU Certificate of Conformity

The undersigned GARDENA Manufacturing GmbH, Hans-Lorenser-Str. 40, D-89079 Ulm, hereby certifies that, when leaving our factory, the unit indicated below is in accordance with the harmonised EU guidelines, EU standards of safety and product specific standards. This certificate becomes void if the unit is modified without our approval.

F Certificat de conformité aux directives européennes

Le constructeur, soussigné : GARDENA Manufacturing GmbH, Hans-Lorenser-Str. 40, D-89079 Ulm, déclare qu'à la sortie de ses usines le matériel neuf désigné ci-dessous était conforme aux prescriptions des directives européennes énoncées ci-après et conforme aux règles de sécurité et autres règles qui lui sont applicables dans le cadre de l'Union européenne. Toute modification portée sur ce produit sans l'accord express de GARDENA supprime la validité de ce certificat.

NL EU-overeenstemmingsverklaring

Ondergetekende GARDENA Manufacturing GmbH, Hans-Lorenser-Str. 40, D-89079 Ulm, bevestigt, dat het volgende genoemde apparaat in de door ons in de handel gebrachte uitvoering voldoet aan de eis van, en in overeenstemming is met de EU-richtlijnen, de EU-veiligheidsstandaard en de voor het product specifieke standaard. Bij een niet met ons afgestemde verandering aan het apparaat verliest deze verklaring haar geldigheid.

S EU Tillverkarintyg

Undertecknad firma GARDENA Manufacturing GmbH, Hans-Lorenser-Str. 40, D-89079 Ulm, intygar härmed att nedan nämnda produkter överensstämmer med EU:s direktiv, EU:s säkerhetsstandard och produktspecifikation. Detta intyg upphör att gälla om produkten ändras utan vårt tillstånd.

I Dichiarazione di conformità alle norme UE

La sottoscritta GARDENA Manufacturing GmbH, Hans-Lorenser-Str. 40, D-89079 Ulm, certifica che il prodotto qui di seguito indicato, nei modelli da noi commercializzati, è conforme alle direttive armonizzate UE nonché agli standard di sicurezza e agli standard specifici di prodotto. Qualunque modifica apportata al prodotto senza nostra specifica autorizzazione invalida la presente dichiarazione.

E Declaración de conformidad de la UE


El que subscribe GARDENA Manufacturing GmbH, Hans-Lorenser-Str. 40, D-89079 Ulm, declara que la presente mercancía, objeto de la presente de-claración, cumple con todas las normas de la UE, en lo que a normas técnicas, de homologación y de seguridad se refiere. En caso de realizar cualquier modificación en la presente mercancía sin nuestra previa autorización, esta declaración pierde su validez.

P Certificado de conformidade da UE

Os abaixo mencionados GARDENA Manufacturing GmbH, Hans-Lorenser-Str. 40, D-89079 Ulm, por este meio certificam que ao sair da fábrica o aparelho abaixo mencionado está de acordo com as directrizes harmonizadas da UE, padrões de segurança e de produtos específicos. Este certificado ficará nulo se a unidade for modificada sem a nossa aprovação.

DK EU Overensstemmelse certifikat

Undertegnede GARDENA Manufacturing GmbH, Hans-Lorenser-Str. 40, D-89079 Ulm bekræfter hermed, at enheder listet herunder, ved afsendelse fra fabrikken, er i overensstemmelse med harmoniserede EU retningslinier, EU sikkerhedsstandarder og produktspecifikationsstandarder. Dette certifikat træder ud af kraft hvis enhederne er ændret uden vor godkendelse.

Bezeichnung des Gerätes:	Zimmerbrunnenpumpe	Typ:	Art.-Nr.:
Description of the units:	Indoor Fountain Pump	Type:	Art. No.:
Désignation du matériel :	Pompe pour fontaine d'intérieur	Type : RP 240	Référence : 7834
Omschrijving van de apparaten:	Binnenshuis-fonteinpomp	Tip: RP 300	Art. nr.: 7835
Produktbeskrivning:	Pump för inomhusfontän	Tip: RP 420	Art.nr. : 7838
Descrizione dei prodotti:	Pompa per fontana da interni	Modello: RP 600	Art. : 7838
Descripción de la mercancía:	Bomba para fuente de interior	Tipo:	Art. Nº:
Descrição do aparelho:	Bomba para fontes interiores	Tipo:	Art. Nº:
Beskrivelse af enhederne:	Springvandspumpe indendørs	Type:	Varenr. :
EU-Richtlinien:	98/37/EC : 1998	Anbringungsjahr der CE-Kennzeichnung:	
EU directives:		Year of CE marking:	
Directives européennes :	2006/42/EC : 2006	Date d'apposition du marquage CE :	
EU-richtlijnen:		Installatiejaar van de CE-aanduiding:	
EU direktiv:	2004/108/EC	CE-Märkningsår:	2005
Direttive UE:		Anno di rilascio della certificazione CE:	
Normativa UE:	93/68/EC	Colocación del distintivo CE:	
Directrizes da UE:		Ano de marcação pela CE:	
EU Retningslinier:	2006/95/EC	CE-Mærkningsår:	
Ulm, den 01.06.2005	Technische Leitung	Ulm, 01.06.2005	Teknisk direktør
Ulm, 01.06.2005	Technical Dept. Manager		
Fait à Ulm, le 11.06.2005	Direction technique		
Ulm, 01-06-2005	Hoofd technische dienst		
Ulm, 2005.06.01.	Technical Director		
Ulm, 01.06.2005	Direzione Tecnica		
Ulm, 01.06.2005	Dirección Técnica		
Ulm, 01.06.2005	Director Técnico		
			
			Peter Lameli

Deutschland / Germany

GARDENA
Manufacturing GmbH
Central Service
Hans-Lorenser-Straße 40
D-89079 Ulm
Produktfragen:
(+49) 731 490-123
Reparaturen:
(+49) 731 490-290
service@gardena.com

Argentina

Husqvarna Argentina S.A.
Vera 745
(C1414A00) Buenos Aires
Phone: (+54) 11 4858-5000
diego.poggi@ar.husqvarna.com

Australia

Husqvarna Australia Pty. Ltd.
Locked Bag 5
Central Coast BC
NSW 2250
Phone: (+61) 1800 802831
customer.service@
husqvarna.com.au

Austria / Österreich

Husqvarna Austria GmbH
Consumer Products
Industriezeile 36
A-4010 Linz
Tel.: (+43) 732 77 01 01 - 90
consumer.service@husqvarna.at

Belgium

GARDENA Belgium NV/SA
Sterrebeekstraat 163
1930 Zaventem
Phone: (+32) 2 7 20 92 12
Mail: info@gardena.be

Brazil

Palash Comércio e Importação Ltda.
Rua São João do Araguaia, 338 –
Jardim Califórnia – Barueri –
SP - Brasil – CEP 06409-060
Phone: (+55) 11 4198-9777
eduardo@palash.com.br

Bulgaria

Хускварна България ЕООД
1799 София
Бул. „Андрей Ляпчев“ № 72
Тел.: (+359) 2 80 99 424
www.husqvarna.bg

Canada

GARDENA Canada Ltd.
100 Summerlea Road
Brampton, Ontario L6T 4X3
Phone: (+1) 905 792 93 30
info@gardenacanada.com

Chile

Antonio Martinic y Cia Ltda.
Cassillas 272 Centro de Cassillas
Santiago de Chile
Phone: (+56) 2 20 10 708
garfar_cl@yahoo.com

Costa Rica

Compania Exim
Euroiberoamericana S.A.
Los Colegios, Moravia,
200 metros al Sur del Colegio Saint
Francis - San José
Phone: (+506) 297 68 83
exim_euro@racsa.co.cr

Croatia

KLIS d.o.o.
Stanciceva 79
10419 Vukovina
Phone: (+385) 1 622 777 0
gardena@klis-trgovina.hr

Cyprus

FARMOKIPIKI LTD
P.O. Box 7098
74, Digeni Akrita Ave.
1641 Nicosia
Phone: (+357) 22 75 47 62
condam@spidernet.com.cy

Czech Republic

GARDENA spol. s r.o.
Tuřanka 115
627 00 Brno
Phone: (+420) 548 217 777
gardena@gardenabrno.cz

Denmark

GARDENA
Husqvarna
Consumer Outdoor Products
Salgsafdelning Danmark
Box 9003 S-200 39 Malmö
info@gardena.dk

Estonia

Husqvarna Eesti OÜ
Consumer Outdoor Products
Kesk tee 10, Aaviku küla, Rae vald,
Harju maakond, 75305
kontakt.etj@husqvarna.ee

Finland

Oy Husqvarna Ab
Consumer Outdoor Products
Lautatarhankatu 8 B / PL 3
00581 HELSINKI
info@gardena.fi

France

GARDENA France
Immeuble Exposial
9 - 11 allée des Pierres Mayettes
ZAC des Barbanniers, B.P. 99
-F- 92232 GENNEVILLIERS cedex
Tél. (+33) 01 40 85 30 40
service.consommateurs@gardena.fr

Great Britain

Husqvarna UK Ltd
Preston Road
Aycliffe Industrial Park
Newton Aycliffe
County Durham
DL5 6UP
info.gardena@husqvarna.co.uk

Greece

Agrokop
Psomadopoulos S.A.
Ifaistou 33A
Industrial Area Koropi
194 00 Athens
Greece
V.A.T. EL093474846
Phone: (+30) 210 66 20 225
service@agrokop.gr

Hungary

Husqvarna
Magyarország Kft.
Ezred u. 1 - 3
1044 Budapest
Phone: (+36) 80 20 40 33
gardena@gardena.hu

Iceland

Ö. Johnson & Kaaber
Tunguhalsi 1
110 Reykjavik
ooj@ojk.is

Ireland

Michael McLoughlin & Sons
Hardware Limited
Long Mile Road
Dublin 12

Italy

GARDENA Italia S.p.A.
Via Donizetti 22
20020 Lainate (Mi)
Phone: (+39) 02.93.94.79.1
info@gardenaitalia.it

Japan

KAKUICHI Co. Ltd.
Sumitomo Realty &
Development Kojimachi
BLDG., 8F, 5-1 Nibanncyo,
Chiyoda-ku, Tokyo 102-0084
Phone: (+81) 33 264 4721
m_ishihara@kaku-ichi.co.jp

Latvia

SIA „Husqvarna Latvija”
Consumer Outdoor Products
Bākūžu iela 6, Rīga, LV-1024
info@husqvarna.lv

Lithuania

UAB Husqvarna Lietuva
Consumer Outdoor Products
Ateities pl. 77C
LT-52104 Kaunas
centras@husqvarna.lt

Luxembourg

Magasins Jules Neuberg
39, rue Jacques Stas
Luxembourg-Gasperich 2549
Case Postale No. 12
Luxembourg 2010
Phone: (+352) 40 14 01
api@neuberg.lu

Netherlands

GARDENA Nederland B.V.
Postbus 50176
1305 AD ALMERE
Phone: (+31) 36 521 00 00
info@gardena.nl

Neth. Antilles

Jonka Enterprises N.V.
Sta. Rosa Weg 196
P.O. Box 8200, Curaçao
Phone: (+599) 9 767 66 55
pgm@jonka.com

New Zealand

Husqvarna New Zealand Ltd.
PO Box 76437
Manukau City 2241
Phone: (+64) 09 9202410

Norway

GARDENA
Husqvarna Consumer Outdoor
Products
Salgskontor Norge
Kleiverveien 6
1540 Vestby
info@gardena.no

Poland

Husqvarna Poland Spółka z o.o.
Oddział w Szymanowie
Szymanów 9 d
05-532 Baniocza
Phone: (+48) 22 727 56 90
gardena@gardena.pl

Portugal

GARDENA Portugal Lda.
Sintra Business Park
Edifício 1, Fracção 0-G
2710-089 Sintra
Phone: (+351) 21 922 85 30
info@gardena.pt

Romania

MADEX INTERNATIONAL SRL
Soseaua Odaii 117-123, Sector 1,
București, RO 013603
Phone: (+40) 21 352 76 03
madex@ines.ro

Russia / Россия

ООО ГАРДЕНА РУС
123007, г. Москва
Хорошевское шоссе, д. 32А
Тел.: (+7) 495 380 31 92
info@gardena-rus.ru

Singapore

Hy-Ray PRIVATE LIMITED
40 Jalan Pemimpin
#02-08 Tat Ann Building
Singapore 577185
Phone: (+65) 6253 2277
shiyang@hyray.com.sg

Slovak Republic

GARDENA spol. s r.o.
Tuřanka 115
627 00 Brno
Phone: (+420) 548 217 777
gardena@gardenabrno.cz

Slovenia

GARDENA d.o.o.
Brodišče 15
1236 Trzin
Phone: (+386) 1 580 93 32
servis@gardena.si

South Africa

GARDENA
South Africa (Pty.) Ltd.
P.O. Box 11534
Vorna Valley 1686
Phone: (+27) 11 315 02 23
sales@gardena.co.za

Spain

GARDENA IBÉRICA S.L.U.
C/Basauri, nº 6
La Florida
28023 Madrid
Phone: (+34) 91 708 05 00
atencioncliente@gardena.es

Sweden

GARDENA
Husqvarna Consumer Outdoor
Products
Försäljningskontor Sverige
Box 9003
200 39 Malmö
info@gardena.se

Switzerland / Schweiz

Husqvarna Schweiz AG
Consumer Products
Industriestrasse 10
5506 Mägenwil
Phone: (+41) (0) 848 800 464
info@gardena.ch

Turkey

GARDENA / Dost Diş Ticaret
Mümesillik A.Ş. Sanayi
Çad. Adil Sokak No. 1
Kartal - İstanbul
Phone: (+90) 216 38 93 939
info@gardena-dost.com.tr

Ukraine / Україна

ТОВ «ГАРДЕНА УКРАЇНА»
Васильківська, 34, 204-Г
03022, Київ
Тел. (+38 044) 498 39 02
info@gardena.ua

7834-20.960.13/1208
© GARDENA
Manufacturing GmbH
D-89070 Ulm
http://www.gardena.com