

PS 2500 S Art. 7948

D Betriebsanleitung
Schwimm-Skimmer-Set

GB User's Manual
Floating Skimmer Set

F Notice d'emploi
Kit skimmer flottant

NL Gebruiksaanwijzing
Vijveroppervlakte zuiger

S Manual
Flytande Skimmer Set

DK Driftsvejledning
Flydende Skimmersæt

I Istruzioni per l'uso
Set skimmer galleggiante

E Instrucciones de empleo
Kit Skimmer flotante

P Manual de instruções
Conjunto filtro flutuante

D

GB

F

NL

S

DK

I

E

P

GARDENA Floating Skimmer Set PS 2500 S



Translation of the original German User's Manual.

Please read this User's Manual carefully and observe the notes given. Use this User's Manual to familiarise yourself with the Floating Skimmer Set, how to use it correctly and the safety instructions.



For safety reasons children and young people under 16 as well as people not familiar with this User's Manual must not use this Floating Skimmer Set. Persons with reduced physical or mental abilities may use the product only if they are supervised or instructed by a responsible person.

→ Please keep this User's Manual in a safe place.

Contents

| | |
|---|----|
| 1. Where to use your GARDENA Floating Skimmer Set | 8 |
| 2. Safety instructions | 8 |
| 3. Assembly | 9 |
| 4. Initial Operation. | 10 |
| 5. Putting into Storage | 10 |
| 6. Maintenance | 10 |
| 7. Troubleshooting | 11 |
| 8. Accessories. | 12 |
| 9. Technical data | 12 |
| 10. Service / Warranty. | 12 |

1. Where to use your GARDENA Floating Skimmer Set

Intended Use:

The GARDENA Floating Skimmer Set is intended for private use outside in the garden only for cleaning ponds with an area of up to 25 m². It can also be used as a pond aerator at the same time. It is not intended for operating watering equipment and irrigation systems.

Please note:



The GARDENA Floating Skimmer Set is not suitable for constant use in the industrial sector. Corrosive, easily combustible, aggressive or explosive substances (such as petrol, petroleum or nitro thinners), salt water, food and drinking water must not be pumped.

2. Safety instructions

Electrical safety:



DANGER! Electric shock!

- Disconnect the Floating Skimmer Set from the mains before working on it.
- Keep the mains plug dry.

The Floating Skimmer Set must be operated via a residual current device with a residual current rating of ≤ 30 mA (DIN VDE 0100-702).
→ Please ask an electrician for his advice.

Mains cables must not have a smaller cross section than an H05 RNF3G0,75 rubber sheathed cable. Extension cables must comply with DIN VDE 0620. Details on the type plate must match the mains supply details.

Please unplug the device after decommissioning it, when not using it and before any maintenance work.

The Floating Skimmer Set must not be used when there are people in the water.

Swimming pools and garden ponds must comply with international and national design regulations.

→ Please ask an electrician for his advice.

Before use, look to see whether the Floating Skimmer Set is damaged, paying particular attention to the mains cable and the plug.

The Floating Skimmer Set connection cable cannot be replaced. If the cable is damaged,

disconnect the mains plug immediately. Please contact GARDENA Service.

Ensure that the power cable cannot be crushed if it has not been laid in conduit in the earth or in gravel.

Do not carry or pull the Floating Skimmer Set by the cable and do not use the cable to pull the plug out of the socket.

Protect the cable from heat, oil and sharp edges.

Operating instructions:

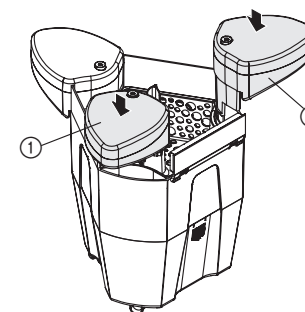
Do not allow the pump to run without water because dry running will lead to an undesirable build up of heat and to the pump being damaged.

The temperature of the liquid used must not fall below 4° C or exceed 35 °C.

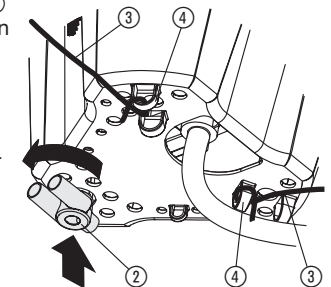
Sand and other abrasive substances in the liquid used will lead to faster wear and a reduction in performance.

3. Assembly

Assembling the Floating Skimmer Set:

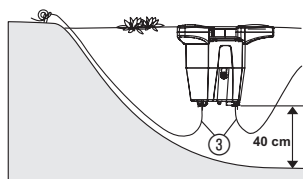


1. Push the two float elements ① from the top into the retainer in the Floating Skimmer Set until the float elements ① click into place.
2. Insert the air distributor ② from underneath and turn outwards with the air outlets.
3. If necessary fit laces ③ into the eyelets ④. (They are used to fix the Floating Skimmer Set to the edge of the pond).



4. Initial Operation

Starting the Floating Skimmer Set working:



Before using the Floating Skimmer Set in the pond the air distributor air outlets (2) must be turned outwards and the ties (3) must be fixed to the eyelets (4) (see 3. Assembly).

1. Put the Floating Skimmer Set into the pond and submerge it until it is completely full of water.
2. Use the ties (3) to fix the Floating Skimmer Set to the edge of the pond in the prevailing wind direction.
3. **To turn the pump on:**
Plug the pump plug into a mains socket.
Beware: The pump will start immediately.
4. **To turn the pump off:**
Unplug the pump plug.

5. Putting into Storage

Storing / Overwintering:



Keep out of reach of children.

1. Take the Floating Skimmer Set out of the pond, clean it and store in a dry place.
2. To avoid difficulties when starting up in the spring it is advisable to store the pump in a frost-free place in a water-filled container.
The mains plug must not be submerged.

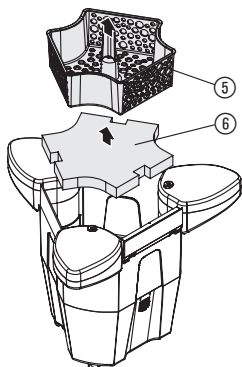
Disposal: (as per RL2002/96/EC)



The appliance must not be added to normal household waste but must be disposed of properly.
→ Important: Dispose of your unit at the municipal recycling collection centre.

6. Maintenance

Cleaning the filter basket and filter foam:

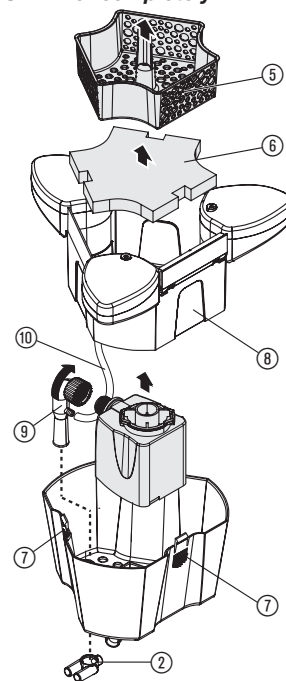


DANGER ! Electric shock !
→ **Unplug the pump before any maintenance work !**

1. Take the filter basket (5) and the filter foam (6) out of the float housing.
2. Rinse the filter basket (5) and filter foam (6) with clear water.
3. Put the filter basket (5) and filter foam (6) back into the float housing.
4. Start the Floating Skimmer Set up again (see 4. Initial Operation).

7. Troubleshooting

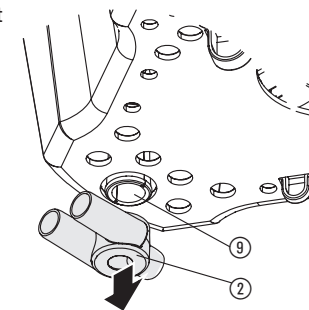
Cleaning the Floating Skimmer completely:



DANGER ! Electric shock !
→ **Unplug the pump before rectifying problems!**

No corrosive or abrasive cleaning materials must be used.

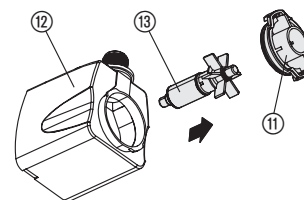
1. Take the Floating Skimmer Set out of the water.
2. Take the filter basket (5) and the filter foam (6) out of the float housing.
3. Remove the air distributor (2).
4. Push in the lugs (7) and remove the float housing (8).
5. Remove the pump and the unscrew the aeration pipe (9).
6. Remove the aeration hose (10) from the aeration pipe (9).
7. Clean all parts with clear water.
8. Put the Floating Skimmer together again in the reverse order (the lugs (7) must click into place).



When assembling the pump ensure that the connection cable does not get crushed.

When fitting the aeration hose (10) ensure that it is connected properly to the aeration pipe (9) and is not kinked.

Cleaning the pump:



1. Dismantle the pump (see "Cleaning the Floating Skimmer completely").
2. Turn the pump cover (11) anti-clockwise and remove vertically from the motor housing (12) (bayonet connection).
3. Pull the running unit (13) out of the motor housing (12) and clean it.
4. Push the cleaned running unit (13) back into the motor housing (12).
5. Push the pump cover (11) vertically into the motor housing (12) and turn clockwise (bayonet connection).
6. Put the pump back into the Floating Skimmer (see "Cleaning the Floating Skimmer completely").

| Fault | Possible cause | Remedy |
|---------------------------------------|---|---|
| Pump doesn't run | Not plugged in. | → Plug in. |
| | Running unit blocked. | → Clean the pump. |
| Output too low | Filter basket / filter foam dirty. | → Clean the filter basket and filter foam. |
| Aeration doesn't work | Aeration hose not connected to the aeration pipe or kinked. | → Connect the aeration hose to the aeration pipe uninknt. |
| | Running unit blocked. | → Clean the pump. |
| Floating Skimmer Set floats up | Fliter basket / filter foam dirty. | → Clean the filter basket and filter foam. |



For any other malfunctions please contact the **GARDENA service department**.
Repairs must only be carried out by **GARDENA service departments or specialist dealers authorised by GARDENA**.

8. Accessories

| | | |
|-----------------------------------|---|------------------|
| GARDENA Remote Control Set | To turn electrical equipment on and off remotely from inside and outside. | Art. 7680 |
|-----------------------------------|---|------------------|

9. Technical data

| | PS 2500 S (Art. 7948) |
|--|---|
| Nominal output | 40 W |
| Mains voltage / mains frequency | 230 V / 50 Hz |
| Connection cable | 10 m H05 RN-F (3 x 0,75 mm ²) |
| Max. flow | 2.500 l/h |
| Media temperature | 4 °C – 35 °C |

10. Service / Warranty

| | |
|------------------|--|
| Warranty: | <p>GARDENA guarantees this product for 2 years (from date of purchase). This guarantee covers all serious defects of the unit that can be proved to be material or manufacturing faults. Under warranty we will either replace the unit or repair it free of charge if the following conditions apply:</p> <ul style="list-style-type: none"> • The unit must have been handled properly and in keeping with the requirements of the User's Manual. • Neither the purchaser or a non-authorised third party have attempted to repair the unit. |
|------------------|--|


The running unit and filter foam are wearing parts and not covered by the warranty.

This manufacturer's guarantee does not affect the user's existing warranty claims against the dealer / seller.

If you have any problems with your Floating Skimmer Set, please contact our Service or return the defective unit together with a short description of the problem – in case of guarantee, with a copy of the receipt – postage paid to one of the GARDENA Service Centres listed on the back of this leaflet.

| | |
|---|---|
| D Produkthaftung | Wir weisen ausdrücklich darauf hin, dass wir nach dem Produkthaftungsgesetz nicht für durch unsere Geräte hervorgerufene Schäden einzustehen haben, sofern diese durch unsachgemäße Reparatur verursacht oder bei einem Teileaustausch nicht unsere originale GARDENA Teile oder von uns freigegebene Teile verwendet wurden und die Reparatur nicht vom GARDENA Service oder dem autorisierten Fachmann durchgeführt wird. Entsprechendes gilt für Ergänzungsteile und Zubehör. |
| GB Product Liability | We expressly point out that, in accordance with the product liability law, we are not liable for any damage caused by our units if it is due to improper repair or if parts exchanged are not original GARDENA parts or parts approved by us, and, if the repairs were not carried out by a GARDENA Service Centre or an authorised specialist. The same applies to spare parts and accessories. |
| F Responsabilité | Nous vous signalons expressément que GARDENA n'est pas responsable des dommages causés par ses appareils, dans la mesure où ces dommages seraient causés suite à une réparation non conforme, dans la mesure où, lors d'un échange de pièces, les pièces d'origine GARDENA n'auraient pas été utilisées, ou si la réparation n'a pas été effectuée par le Service Après-Vente GARDENA ou l'un des Centres SAV agréés GARDENA. Ceci est également valable pour tout ajout de pièces et d'accessoires autres que ceux préconisés par GARDENA. |
| NL Productaansprakelijkheid | Wij wijzen er nadrukkelijk op, dat wij op grond van de wet aansprakelijkheid voor producten niet aansprakelijk zijn voor schade ontstaan door onze apparaten, indien deze door onvakkundige reparatie veroorzaakt zijn, of er bij het uitwisselen van onderdelen geen gebruik gemaakt werd van onze originele GARDENA onderdelen of door ons vrijgegeven onderdelen en de reparatie niet door de GARDENA technische dienst of de bevoegde vakman uitgevoerd werd. Ditzelfde geldt voor extra-onderdelen en accessoires. |
| S Produktansvar | Tillverkaren är inte ansvarig för skada som orsakats av produkten om skadan beror på att produkten har reparerats felaktigt eller om, vid reparation eller utbyte, andra än Original GARDENA reservdelar har använts. Samma sak gäller för kompletteringsdelar och tillbehör. |
| DK Produktansvar | Vi gør udtrykkelig opmærksom på, at vi i henhold til produktansvarsloven ikke er ansvarlige for skader forårsaget af vores udstyr, såfremt det sker på grund af uautoriserede reparationer eller hvis dele er skiftet ud og der ikke er anvendt originale GARDENA dele eller dele godkendt af os, eller hvis reparationerne ikke er udført af GARDENA-service eller en autoriseret fagmand. Det samme gælder for ekstra udstyr og tilbehør. |
| I Responsabilità del prodotto | Si rende espressamente noto che, conformemente alla legislazione sulla responsabilità del prodotto, non si risponde di danni causati da nostri articoli se originati da riparazioni eseguite non correttamente o da sostituzioni di parti effettuate con materiale non originale GARDENA o comunque da noi non approvato e, in ogni caso, qualora l'intervento non venga eseguito da un centro assistenza GARDENA o da personale specializzato autorizzato. Lo stesso vale per le parti complementari e gli accessori. |
| E Responsabilidad de productos | Advertimos que conforme a la ley de responsabilidad de productos no nos responsabilizamos de daños causados por nuestros aparatos, siempre y cuando dichos daños hayan sido originados por arreglos o reparaciones indebidas, por recambios con piezas que no sean piezas originales GARDENA o bien piezas no autorizadas por nosotros, así como en aquellos casos en que la reparación no haya sido efectuada por un Servicio Técnico GARDENA o por un técnico autorizado. Lo mismo es aplicable para las piezas complementarias y accesorios. |
| P Responsabilidade sobre o produto | Queremos salientar que segundo a lei da responsabilidade do fabricante, nós não nos responsabilizaremos por danos causados pelo nosso equipamento, quando estes ocorrerem em decorrência de reparações inadequadas ou da substituição de peças por peças não originais da GARDENA, ou peças não autorizadas. A responsabilidade tornar-se-á nula também depois de reparações realizadas por oficinas não autorizadas pela GARDENA. Esta restrição valerá também para peças adicionais e acessórios. |

| |
|---|
| D EU-Konformitätserklärung Maschinenverordnung (9. GSGVO) / EMVG / Niedersp. RL Der Unterzeichnete GARDENA Manufacturing GmbH · Hans-Lorenser-Straße 40 · D-89079 Ulm bestätigt, dass die nachfolgend bezeichneten Geräte in der von uns in Verkehr gebrachten Ausführung die Anforderungen der harmonisierten EU-Richtlinien, EU-Sicherheitsstandards und produktspezifischen Standards erfüllen. Bei einer nicht mit uns abgestimmten Änderung der Geräte verliert diese Erklärung ihre Gültigkeit. |
| GB EU Certificate of Conformity The undersigned GARDENA Manufacturing GmbH · Hans-Lorenser-Str. 40 · D-89079 Ulm hereby certifies that, when leaving our factory, the units indicated below are in accordance with the harmonised EU guidelines, EU standards of safety and product specific standards. This certificate becomes void if the units are modified without our approval. |
| F Certificat de conformité aux directives européennes Le constructeur, soussigné : GARDENA Manufacturing GmbH · Hans-Lorenser-Str. 40 · D-89079 Ulm déclare qu'à la sortie de ses usines le matériel neuf désigné ci-dessous était conforme aux prescriptions des directives européennes énoncées ci-après et conforme aux règles de sécurité et autres règles qui lui sont applicables dans le cadre de l'Union européenne. Toute modification portée sur ce produit sans l'accord express de GARDENA supprime la validité de ce certificat. |
| NL EU-overeenstemmingsverklaring Ondergetekende GARDENA Manufacturing GmbH · Hans-Lorenser-Str. 40 · D-89079 Ulm bevestigt, dat de volgende genoemde apparaten in de door ons in de handel gebrachte uitvoering voldoen aan de eis van, en in overeenstemming zijn met de EU-richtlijnen, de EU-veiligheidsstandaard en de voor het product specifieke standaard. Bij een niet met ons afgestemde verandering aan de apparaten verliest deze verklaring haar geldigheid. |
| S EU Tillverkarintyg Undertecknad firma GARDENA Manufacturing GmbH · Hans-Lorenser-Str. 40 · D-89079 Ulm intyggar härmed att nedan nämnda produkter överensstämmer med EU:s direktiv, EU:s säkerhetsstandard och produktspecifikation. Detta intyg upphör att gälla om produkten ändras utan vårt tillstånd. |
| DK EU Overensstemmelse certifikat Undertegnede GARDENA Manufacturing GmbH · Hans-Lorenser-Str. 40 · D-89079 Ulm bekræfter hermed, at enheder listet herunder, ved afsendelse fra fabrikken, er i overensstemmelse med harmoniserede EU retningslinier, EU sikkerheds standarder og produkt specifikations standarder. Dette certifikat træder ud af kraft hvis enhederne er ændret uden vor godkendelse. |
| I Dichiarazione di conformità alle norme UE La sottoscritta GARDENA Manufacturing GmbH · Hans-Lorenser-Str. 40 · D-89079 Ulm certifica che il prodotto qui di seguito indicato, nei modelli da noi commercializzati, è conforme alle direttive armonizzate UE nonché agli standard di sicurezza e agli standard specifici di prodotto. Qualunque modifica apportata al prodotto senza nostra specifica autorizzazione invalida la presente dichiarazione. |
| E Declaración de conformidad de la UE El que suscribe GARDENA Manufacturing GmbH · Hans-Lorenser-Str. 40 · D-89079 Ulm declara que la presente mercancía, objeto de la presente declaración, cumple con todas las normas de la UE, en lo que a normas técnicas, de homologación y de seguridad se refiere. En caso de realizar cualquier modificación en la presente mercancía sin nuestra previa autorización, esta declaración pierde su validez. |
| P Certificado de conformidade da UE Os abaixo mencionados GARDENA Manufacturing GmbH · Hans-Lorenser-Str. 40 · D-89079 Ulm Por este meio certificam que ao sair da fábrica os aparelhos abaixo mencionados estão de acordo com as directrizes harmonizadas da UE, padrões de segurança e de produtos específicos. Este certificado ficará nulo se as unidades forem modificadas sem a nossa aprovação. |

| | |
|--|--|
| Bezeichnung der Geräte: Schwimm-Skimmer-Set Description of the units: Floating Skimmer Set Designation du matériel : Kit skimmer flottant Omschrijving van de apparaten: Vjveroppervlakte zuiger Produktbeskrivning: Flytande Skimmer Set Beskrivelse af produktet: Flydende Skimmersæt Descrizione del prodotto: Set skimmer galleggianti Descripción de la mercancía: Kit Skimmer flotante Descrição dos aparelhos: Conjunto filtro flutuante | |
| Typen: Art.-Nr.: Types: Art. No.: Types : Référence : Type: Art.nr.: Typ: Art.nr.: Typ: Art. nr.: Típi: Art.: Tipos: Art. No: Tipos: PS 2500 S Art. no.: 7948 | |
| EU-Richtlinien: EU directives: Directives européennes : EU-richtlijnen: EU directiv: EU Retningslinier: Directive UE: 2004/108/EG Normativa UE: 2006/95/EG Directrizes da UE: | |
| Hinterlegte Dokumentation: GARDENA-Technische Dokumentation, E. Renn 89079 Ulm Deposited Documentation: GARDENA Technical Documentation, E. Renn 89079 Ulm Dokumentation déposée: Documentation technique GARDENA, E. Renn 89079 Ulm | |
| Harmonisierte EN: EN 60335-1:2005 EN 60335-2-41:2004 | |
| Anbringungsjahr der CE-Kennzeichnung: Year of CE marking: Année d'apposition du marquage CE : Installatiejaar van de CE-aanduiding: Märkningsår: CE-Märkningsår: Anno di applicazione della certificazione CE: Colocación del distintivo CE: Ano de marcação pela CE: 2008 | |
| Ulm, den 01.05.2008 Ulm, 01.05.2008 Fait à Ulm, le 01.05.2008 Ulm, 01-05-2008 Ulm, 2008.05.01. Ulm, 01.05.2008 Ulm, 01.05.2008 Ulm, 01.05.2008 Ulm, 01.05.2008 | Der Bevollmächtigte Authorised representative Le mandataire De gevollmachtigde Auktoriserad representant Autoriseret repræsentant Persona delegata La persona autorizada O representante |
|  Peter Lameli Vice President | |

Deutschland / Germany

GARDENA
Manufacturing GmbH
Central Service
Hans-Lorenser-Str. 40
89079 Ulm
Produktfragen:
(+49) 731 490-123
Reparaturen:
(+49) 731 490-290
service@gardena.com

Argentina

Husqvarna Argentina S.A.
Vera 745
(C1414A00) Buenos Aires
Phone: (+ 54) 11 4858-5000
diego.poggi@ar.husqvarna.com

Australia

Husqvarna Australia Pty. Ltd.
Locked Bag 5,
Central Coast BC, NSW 2252
Phone: 0061 24352 7400
customer.service@ husqvarna.
com.au

Austria / Österreich

Husqvarna Austria GmbH
Consumer Products
Industriezeile 36
4010 Linz
Phone: (+43) (0) 732/77 01 01-90
consumer.service@husqvarna.at

Belgium

GARDENA Belgium NV/SA
Leuvensesteenweg 555 b10
1930 Zaventem
Phone: (+32) 27 20 921 2
info@gardena.be

Brazil

Palash Importação
e Comércio Ltda
Rua São João do Araguaia, 338
Barueri – SP – CEP: 06409-060
Phone: (+55) 11 4198-9777
eduardo@palash.com.br

Bulgaria

Husqvarna Bulgaria Eood
72 Andrey Ljapchev Blvd.
1799 Sofia
Phone: 02/9 75 30 76

Canada

GARDENA Canada Ltd.
100 Summerlea Road
Brampton, Ontario L6T 4X3
Phone: (+1) 905 792 93 30
info@gardenacanada.com

Chile

Garden Chile S.A.
San Sebastián 2839
Ofic. 701 A
Las Condes - Santiago de Chile
Phone: (+56) 2 20 10 708
garfar_ci@yahoo.com

Costa Rica

Compania Exim
Euroiberoamericana S.A.
Aptdo Postal 1260
San José
Phone: (+506) 223 20 75
exim_euro@racsa.co.cr

Croatia

SILK ADRIA d.o.o.
Josipa Lončara 3
10090 Zagreb
Phone: (+385) 1 3794 580
silk.adria@zg.t-com.hr

Cyprus

FARMOKIPIKI LTD
P.O. Box 7098
74, Digeni Akritia Ave.
1641 Nicosia
Phone: (+357) 22 75 47 62
condam@spidernet.com.cy

Czech Republic

GARDENA spol. s.r.o.
Tuřanka 115
CZ-62700 Brno
Phone: (+420) 548 217 777
gardena@gardenabrn.cz

Denmark

GARDENA
Husqvarna Consumer Outdoor
Products
Salgsafdelning Danmark
Box 9003
200 39 Malmö
info@gardena.dk

Estonia

Husqvarna Eesti OÜ
Consumer Outdoor Products
Kesk tee 10, Avaviku küla
Rae vald, Harju maakond 75305
kontakt.etj@husqvarna.ee

Finland

Oy Husqvarna Ab
Consumer Outdoor Products
Lautatarhankatu 8 B / PL 3
00581 HELSINKI
info@gardena.fi

France

Husqvarna France S.A.S.
9 – 11 allée des Pierres Mayettes
ZAC des Barbanniers
B.P. 99
92232 Gennevilliers cedex
Phone: (+33) 01 40 85 30 40
service.consommateurs@gardena.fr

Great Britain

Husqvarna UK Ltd
Preston Road
Aycliffe Industrial Park
Newton Aycliffe
Co Durham
DL5 6UP
info.gardena@husqvarna.co.uk

Greece

HUSQVARNA ΕΛΛΑΣ Α.Ε.Β.Ε.
Υπ/μσ Ηφοίστου 33Α
Bl. Π.ε. Κορωπίου
19 400 Κορωπί Αττικής
Phone: (+30) 210 6620225 – 6
service@agrokkip.gr

Hungary

Husqvarna
Magyarország Kft.
Ezred u. 1 – 3
1044 Budapest
Phone: (+ 36) 80 20 40 33
gardena.gardena.hu

Iceland

Ó. Johnson & Kaaber
Tunguhalsi 1
110 Reykjavik
ooj@ojk.is

Ireland

McLoughlins RS
Unit 5
Norther Cross Business Park
North Road, Finglas
Dublin 11

Italy

GARDENA Italia S.p.A.
Via Santa Vecchia, 15
23868 Valmadrera (LC)
Phone: (+39) 0341.203.111
info@gardenaitalia.it

Japan

KAKUICHI co., Ltd.
Sumitomo Realty & Development
Kojimachi
BLDG., 8F
5 – 1 Nibanncoyo, chiyoda-ku,
Tokyo 102-0084
Phone: (+81)-(0)3-3264-4721
m_ishihara@kaku-ichi.co.jp

Latvia

SIA „Husqvarna Latvija“
Consumer Outdoor Products
Bākužu iela 6, Rīga, LV-1024
info@husqvarna.lv

Lithuania

UAB Husqvarna Lietuva
Consumer Outdoor Products
Ateities pl. 77C
LT-52104 Kaunas
centras@husqvarna.lt

Luxembourg

Magasins Jules Neuberger
39, rue Jacques Stas
Luxembourg-Gasperich 2549
Case Postale No. 12
Luxembourg 2010
Phone: (+352) - 40 14 01
api@neuberger.lu

Netherlands

GARDENA Nederland B.V.
Postbus 50176
1305 AD ALMERE
Phone: (+31) 36 521 00 00
info@gardena.nl

Neth. Antilles

Jonka Tuincentrum
Sta. Rosa Weg 196
P.O. Box 8200
Curaçao
Phone: (+599) 9 767 66 55
pgm@jonka.com

New Zealand

Husqvarna New Zealand Ltd.
PO Box 76437
Manukau City 2241
Phone: 0064 9 9202410
sales.nz@husqvarna.co.nz

Norway

GARDENA
Husqvarna Consumer Outdoor
Products
Salgskontor Norge
Klevereveien 6
1540 Vestby
info@gardena.no

Poland

HUSQVARNA Poland Spółka z o.o.
ul. Wysockiego 15 b
03-371 Warszawa
Oddział w Szymanowie
Szymanów 9 d
05-532 Baniocza

Portugal

Husqvarna Portugal SA
Sintra Business Park
Edifício 1 - Fracção 0 G
Abrunheira
2710-089 Sintra
info@gardena.pt

Romania

MADEX INTERNATIONAL SRL
Șoseaua Odăii 117 – 123
Sector 1, București,
RO 013603
Phone: (+40) 21 352-7603 / 4 / 5 / 6
madox@gardena.ro

Russia / Россия

000 «Husqvarna»
Leningradskaya street, vladenie 39
Khimki Business Park
Building 2, 4th floor
141400 Moscow Region, Khimki
Phone: +7 (495) 797 26 70

Singapore

HY-RAY PRIVATE LIMITED
40 Jalan Pemimpin
#02-08 Tat Ann Building
Singapore 577185
Phone: (+65) 6253 2277
shiyang@hyray.com.sg

Serbia

DOMEL d.o.o.
Savski Nasip 7
11070 Novi Beograd
Serbia
Phone: (+381) 11 2772 204
miroslav.jejina@domel.co.yu

Slovenia

GARDENA d.o.o.
Brodšče 15
1236 Trzin
Phone: (+386) 1 580 93 32
servis@gardena.si

South Africa

GARDENA
South Africa (Pty.) Ltd.
P.O. Box 11534
Vorna Valley 1686
Phone: (+27) 11 315 02 23
sales@gardena.co.za

Spain

Husqvarna Espana S.A.
C/Basauri, nº 6
La Florida
28023 Madrid
Phone: (+34) 91 708 05 00
(4 líneas)
atencioncliente@gardena.es

Sweden

GARDENA
Husqvarna Consumer Outdoor
Products
Försäljningskontor Sverige
Box 9003
20039 Malmö
info@gardena.se

Switzerland / Schweiz

Husqvarna Schweiz AG
Consumer Products
Industriestrasse 10
5506 Mägenwil
Phone: +41 (0) 62 887 37 00
info@gardena.ch

Turkey

GARDENA Dost Diş Ticaret
Mümesillik A.Ş.
Sanayi Çad. Adil Sok. No. 1
34873 Kartal – Istanbul
Phone: (+90) 216 38 93 939
info@gardena-dost.com.tr

Ukraine / Україна

ТОВ «Хускварна Україна»
Васильківська, 34, 204-Г
03022, Київ
Тел.: (+38 044) 498 39 02
info@gardena.ua

USA

GARDENA Canada Ltd.
100 Summerlea Road
Brampton, Ontario L6T 4X3
Phone: (+1) 905 792 93 30
info@gardenacanada.com

7948-20.960.02/0110

© GARDENA Manufacturing GmbH
D-89070 Ulm
http://www.gardena.com