

T 1030 card Art. 1830

GB Operating Instructions
Water Timer

S Bruksanvisning
Bevattningstimer

H Használati útmutató
Vízprogramozó óra

CZ Návod k použití
Zavlažovací hodiny

RUS Инструкция по
эксплуатации
Таймер подачи воды

FIN Käyttöohje
Kasteluajastin

GB

S

H

CZ

RUS

FIN

GARDENA Water Timer T 1030 card

Welcome to the Garden of GARDENA...



Translation of the original instructions from German.
Please read these operating instructions carefully and observe the notes given. Use these instructions to familiarise yourself with the Water Timer and its proper use as well as the notes on safety.



For safety reasons, children and young people under 16 as well as anyone who is not familiar with these operating instructions may not use the Water Timer. Persons with reduced physical or mental abilities may use the product only if they are supervised or instructed by a responsible person.

→ Please keep these operating instructions in a safe place.

Contents

1. Where to Use Your GARDENA Water Timer	3
2. For Your Safety	3
3. Function	4
4. Putting Your Water Timer into Operation	6
5. Operating Your Water Timer	8
6. Trouble-Shooting	11
7. Putting Your Water Timer Out of Operation	12
8. Technical Data	12
9. Service	13

1. Where to Use Your GARDENA Water Timer

Intended use

The GARDENA Water Timer is intended for private use in domestic and hobby gardens, exclusively for outdoor use, to control sprinklers and irrigation systems.

Please note



The GARDENA Water Timer must not be used for industrial purposes or in conjunction with chemicals, foodstuffs, easily flammable and explosive materials.

2. For Your Safety

Use:

The water timer is not approved for indoor use.

The minimum operating pressure is 0 bar, the maximum operating pressure is 12 bar.

- Check the filter in the sleeve nut regularly and clean if necessary.
- Do not pull the hose connected to the Water Timer and avoid tensile strain.

Battery:

To ensure safe operation, only 4 x LR-6-AA (Mignon) alkali-manganese (alkaline) batteries may be used.

The Water Timer will only run for approx. 1 year if the new alkaline batteries has a nominal voltage of at least 1.5 V.

- Have the batteries checked before purchase.

Putting your Water Timer into operation:

To prevent water entering the device, the Water Timer must only be mounted in a perpendicular position with the sleeve nut pointing upwards.

After you have selected the watering program, the Water Timer opens at the selected starting time. To avoid getting wet when operating the

Water Timer, connect the hose or turn off the tap before selecting the program. Alternatively, the control unit can be removed for programming.

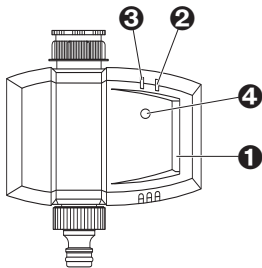
The max. temperature for the water is 40 °C.

→ Only use clear fresh water.

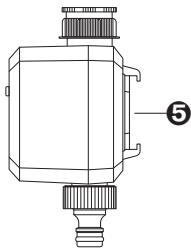
3. Function

The GARDENA Water Timer allows you to set different watering cycles for different watering times independent of whether you are using a sprinkler, a sprinkler system installation or drip-head watering system to irrigate your garden.

Your Water Timer will water your garden completely automatically according to the program you choose. You can set the timer to water your garden early in the morning or late at night when water evaporates the least, or while you are away on holiday.

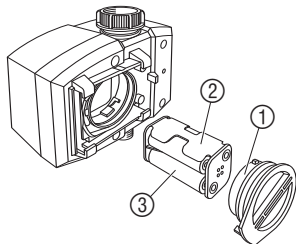


- 1 Card slot:**
 - To hold the programming card
- 2 Red LED:**
 - Indicates a fault
- 3 Green LED:**
 - Indicates the system is operating
- 4 Red button:**
 - Start reading in the program
 - Manual operation
- 5 Storage compartment:**
 - For storing the programming card



4. Putting Your Water Timer into Operation

Inserting the batteries:



1. Turn battery cover ① anticlockwise and remove battery holder ②.
2. Insert 4 x LR-6-AA (**Mignon**) alkaline batteries ③ in the battery holder.
Ensure that polarity is correct (+/-).
3. Insert the battery holder ② in the correct position and close the battery cover ①.

Both LEDs are illuminated for 2 seconds and the Water Timer performs a self-test. The valve is closed automatically during this process.

Make sure you exchange the batteries at the right time to prevent the Water Timer failing due to low batteries when you are away for longer periods of time.

Make sure that the time the batteries have been in operation and the time you are planning to be away does not add up to more than 1 year.

Battery warning:

Even if the batteries are almost empty, the Water Timer ensures that an open valve is always closed.

If both LEDs flash, the batteries are flat and must be replaced.

The functional safety of the water timer depends on the capability of the batteries.

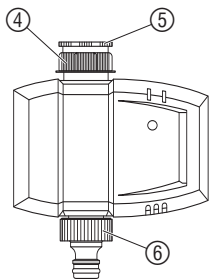
If you change the batteries the program is not saved. You must reprogram the Water Timer (see 5. Operation).

Connecting your Water Timer:

The Water Timer is fitted with a sleeve nut ④ for taps with a 33.3 mm (G1") thread. The adapters supplied ⑤ allows the Water Timer to be connected to taps with a 26.5 mm (G 3/4") / 23 mm (G 5/8") / 21 mm (G 1/2") thread.

Connecting the Water Timer to taps with a 33.3 mm (G1") thread:

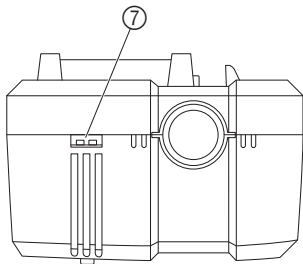
1. Screw the sleeve nut ④ of the Water Timer onto the thread of the tap by hand (do not use pliers).
2. Screw the threaded tap connector ⑥ onto the Water Timer.



Connecting the Water Timer to taps with a 26.5 mm (G 3/4") / 23 mm (G 5/8") / 21 mm (G 1/2") thread:

1. Screw the adapter ⑤ onto the tap by hand (do not use pliers).
2. Screw the sleeve nut ④ of the Water Timer onto the thread of the adapter ⑤ by hand (do not use pliers).
3. Screw the threaded tap connector ⑥ onto the Water Timer.

Connect soil moisture or rain sensor (optional):



In addition to time-based watering, it is also possible to include the soil moisture or rain in the watering program.

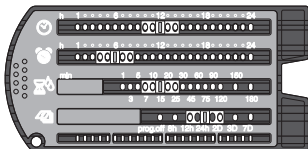
If the soil is moist enough, the program will be stopped, or a program will be prevented from starting. Manual operation via **man. On/Off** is unaffected by this.

1. Place soil moisture sensor **in** the watered area
 – or –
 place rain sensor (with extension cable if necessary) **outside** the watered area.
2. Insert the sensor in the sensor connection ⑦ of the Water Computer.

5. Operating Your Water Timer

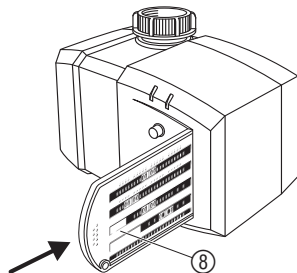
Programming the Water Timer:

The time of day and the watering starting time are set to the nearest hour. One of the following 6 watering cycles can be selected: 8 hours (8h), 12 hours (12h), 24 hours (24h), 2 days (2D), 3 days (3D) or 7 days (7D). The watering time can be set between 1 and 180 minutes.



1. Setting the watering program on the programming card ⑧:

- 🕒 Push the timer slide to the actual time of day (e.g.: **12 o'clock**).
- 🕒 Push starting time slide to the starting time required (e.g.: **6 o'clock**).
- ⌚ Push watering time slide to the length of time required. (e.g.: **15 minutes**).
- 📅 Push cycle slide to the cycle required (e.g.: **24 hours** = every day).



2. Insert programming card ⑧ in the card slot of the Water Timer.

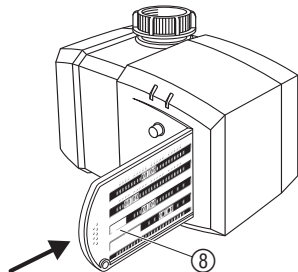
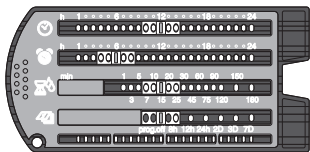
3. Press **red button** briefly.

The green LED flashes for 10 seconds.

4. Remove programming card ⑧ at a constant speed whilst keeping it straight (while the green LED flashes).

The green LED goes on for 5 seconds and the program has been transferred.

If the green LED flashes at 10 second intervals, the Watering Timer has been programmed and the program is active.

Watering manually:**Bad-weather function:**

On especially dry days the programmed watering cycle is sometimes insufficient. You can then turn on your water timer manually.

The program you have set remains unchanged.

1. Insert programming card ⑧ in the card slot of the Water Timer.
2. Keep **red button** pressed for 3 seconds.

The valve opens for 30 minutes regardless of the program set.

On rainy days the programmed watering cycle is often unnecessary. You can therefore stop the programmed watering cycle (bad-weather function). The program set is retained on the programming card in this case.

Manual watering remains possible.

1. Push watering cycle slide  to **prog off**.
2. Transfer program (see *Programming the Water Timer*).

To reactivate the program set previously, the watering cycle set previously has to be set again and the program has to be transferred (see *Programming the Water Timer*).

6. Trouble-Shooting

Fault	Possible cause	Remedy
Red LED is illuminated for 5 seconds (reading error)	Programming card has been removed too fast or too slowly when reading in the programming data.	→ Remove the programming card at a constant speed.
	Dirty or wet programming card.	→ Clean / dry programming card.
	Slide on the programming card is not in an unambiguous position.	→ Engage the slide on the programming card.
Both LEDs are flashing (Opening manually impossible)	Battery level is too low.	→ Insert new alkaline batteries.
	Valve is blocked.	1. Remove batteries. 2. Remove blockage and clean filter.
Watering has not been initiated	Water tap off.	→ Turn tap on.
	Sensor active (shows there is sufficient moisture).	→ See instructions for the sensor.
Battery flat after working for a short time	Alkaline batteries were not used.	→ Use alkaline batteries.

If you have any other problems with your Water Timer, please contact GARDENA Service.

7. Putting Your Water Timer Out of Operation

Storage/Wintering:

→ Store your Water Timer in a dry place away from frost before the first frost sets in.

Disposal:

(in accordance with
RL2002/96/EC)



Device may not be added to normal household refuse but must be disposed of in the technically correct way.

→ Please return flat batteries to a GARDENA dealer or dispose of them properly at your nearest recycling centre.

Disposing of flat batteries:

Only dispose of batteries when they are **flat**.

8. Technical Data

Min./max. operating pressure:	0 bar / 12 bar
Flow medium:	Clean fresh water
Max. water temperature:	40 °C
Number of program-controlled watering cycles per day:	Up to 3 (8h), 2 (12h)
Watering cycles per week:	Every day (24h), every 2nd day (2D), 3rd day (3D), 7th day (7D)
Watering time per program:	1, 3, 5, 7, 10, 15, 20, 25, 30, 45, 60, 75, 90, 120, 150 or 180 minutes

Battery:	4 x 1,5 V LR-6-AA (Mignon) alkaline
Running time:	Approx. 1 year

9. Service

Warranty

GARDENA guarantees this product for 2 years (from date of purchase). This guarantee covers all serious defects of the unit that can be proved to be material or manufacturing faults.

Under warranty we will either replace the unit or repair it free of charge if the following conditions apply:

- The unit must have been handled properly and in keeping with the requirements of the operating instructions.
- Neither the purchaser or a non-authorised third party have attempted to repair the unit.

Faults which occur as a result of incorrectly installed or leaking batteries are not covered by the guarantee.

This manufacturer's guarantee does not affect the user's existing warranty claims against the dealer/seller.

If you have any problems with your Water Timer, please contact our Customer Service or return the defective unit together with a short description of the problem directly to one of the GARDENA Service Centres listed on the back of this leaflet.

GB Product Liability

We expressly point out that, in accordance with the product liability law, we are not liable for any damage caused by our units if it is due to improper repair or if parts exchanged are not original GARDENA parts or parts approved by us, and, if the repairs were not carried out by a GARDENA Service Centre or an authorised specialist. The same applies to spare parts and accessories.

S Produktansvar

Tillverkaren är inte ansvarig för skada som orsakats av produkten om skadan beror på att produkten har reparats felaktigt eller om, vid reparation eller utbyte, andra än Original GARDENA reservdelar har använts. Samma sak gäller för kompletteringsdelar och tillbehör.

H Termékfelelősség

Nyomatékosan utalunk arra, hogy a termékfelelősségi törvény értelmében nem felelünk a készülékeink által okozott károkért, amennyiben ezek szakszerűtlen javítás következményei, vagy ha a cseréket nem eredeti GARDENA – vagy általunk kibocsátott alkatrészekkel végzik el és a javítást nem a GARDENA megbízott szervizei végezték. Ez értelemszerűen érvényes a kiegészítő részekre és a tartozékokra is.

CZ Ručení za výrobek

Upozorňujeme výslovně na skutečnost, že podle zákona o ručení za výrobky nejsme povinni ručit za škody vyvolané našimi výrobky, pokud tyto škody byly způsobeny neodbornou opravou nebo v případě výměny dílů nebyly použity naše originální díly GARDENA, popř. díly, které jsme schválili, a oprava nebyla provedena v servisu GARDENA nebo autorizovaným specialistou. Analogické ustanovení platí rovněž pro doplňky a příslušenství.

FIN Tuotevastuu

Korostamme nimenomaan, että tuotevastuulain nojalla emme ole vastuussa laitteistamme johtuneista vahingoista, mikäli nämä ovat aiheutuneet epäasianmukaisesta korjauksesta tai osia vaihdettaessa ei ole käytetty alkuperäisiä GARDENA- varaosia tai hyväksymiämme osia ja korjauksen on suorittanut muu kuin GARDENA -huoltokeskus tai valtuuttamamme ammattihenkilö. Tämä pätee myös lisäosiin ja lisävarusteisiin.

GB EG-Konformitätserklärung

Der Unterzeichnete Husqvarna AB, 561 82 Huskvarna, Sweden bestätigt, dass die nachfolgend bezeichneten Geräte in der von uns in Verkehr gebrachten Ausführung die Anforderungen der harmonisierten EU-Richtlinien, EU-Sicherheitsstandards und produktspezifischen Standards erfüllen. Bei einer nicht mit uns abgestimmten Änderung der Geräte verliert diese Erklärung ihre Gültigkeit.

S EU Tillverkarintyg

Undertecknad firma Husqvarna AB, 561 82 Huskvarna, Sweden, intygar härmed att nedan nämnda produkter överensstämmer med EU:s direktiv, EU:s säkerhetsstandard och produktspecifikation. Detta intyg upphör att gälla om produkten ändras utan vårt tillstånd.

H EU azonossági nyilatkozat

Alulírott, Husqvarna AB, 561 82 Huskvarna, Sweden, igazolja, hogy az alább felsorolt, általunk forgalomba hozott termékek megfelelnek az EU elvárásoknak, EU biztonsági normáknak és a termékspecifikus szabványoknak egyaránt. A készülék velünk nem egyeztetett változtatása esetén ez a nyilatkozat érvényét veszti.

CZ ES Prohlášení o shodě

Níže podepsaná společnost Husqvarna AB, 561 82 Huskvarna, Sweden, potvrzuje, že níže označený přístroj v provedení, který jsme uvedli na trh, splňuje požadavky uvedené v harmonizovaných směrnicih EU, v bezpečnostních standardech EU a ve standardech pro daný produkt. V případě změny přístroje, která námi nebyla odsouhlasena, ztrácí toto prohlášení platnost.

FIN EY-vaatimustenmukaisuusvakuutus

Allekirjoittanut Husqvarna AB, 561 82 Huskvarna, Sweden vakuuttaa, että allamainitut laitteet täyttävät tehtaaltamme lähtiessään yhdenmukaistettujen EY-direktiivien, EY-turvallisuusstandardien ja tuotekohtaisten standardien vaatimukset. Laitteisiin tehdyt muutokset, joista ei ole sovittu kanssamme, johtavat tämän vakuutuksen raukeamiin.

Deutschland / Germany

GARDENA GmbH
Central Service
Hans-Lorenser-Straße 40
D-89079 Ulm
Produktfragen:
(+49) 731 490-123
Reparaturen:
(+49) 731 490-290
service@gardena.com

Albania

COBALT Sh.p.k.
Rr. Siri Kodra
1000 Tirana

Argentina

Husqvarna Argentina S.A.
Av. del Libertador 5954 -
Piso 11 - Torre B
(C1428ARP) Buenos Aires
Phone: (+54) 11 5194 5000
info.gardena@
ar.husqvarna.com

Armenia

Garden Land Ltd.
61 Tigran Mets
0005 Yerevan

Australia

Husqvarna Australia Pty. Ltd.
Locked Bag 5
Central Coast BC
NSW 2252
Phone: (+61) (0) 2 4352 7400
customer.service@
husqvarna.com.au

Austria / Österreich

Husqvarna Austria GmbH
Consumer Products
Industriezeile 36
4010 Linz
Tel.: (+43) 732 77 01 01 - 90
consumer.service@husqvarna.at

Azerbaijan

Firm Progress
a. Aliyev Str. 26A
1052 Baku

Belgium

GARDENA Belgium NV/SA
Sterrebeekstraat 163
1930 Zaventem
Phone: (+32) 2 720 92 12
Mail: info@gardena.be

Bosnia / Hercegovina

SILK TRADE d.o.o.
Industrijska zona Bukva bb
74260 Tešanj

Brazil

Husqvarna do Brasil Ltda
Av. Francisco Matarazzo,
1400 – 19º andar
São Paulo - SP
CEP: 05001-903
Tel: 0800-112252
marketing.br.husqvarna@
husqvarna.com.br

Bulgaria

Хускварна България ЕООД
Бул. „Андрей Ляпчев“ № 72
1799 София
Тел.: (+359) 02/975 30 76
www.husqvarna.bg

Canada / USA

GARDENA Canada Ltd.
100 Summerlea Road
Brampton, Ontario L6T 4X3
Phone: (+1) 905 792 93 30
info@gardenacanada.com

Chile

Maquinarias Agroforestales
Ltda. (Maga Ltda.)
Santiago, Chile
Avda. Chesterton
8355 comuna Las Condes
Phone: (+56) 2 202 4417
Dalton@maga.cl
Zipcode: 7560330

Temuco, Chile
Avda. Valparaíso # 01466
Phone: (+56) 45 222 126
Zipcode: 4780441

China

Husqvarna (China) Machinery
Manufacturing Co., Ltd.
No. 1355, Jia Xin Rd.,
Ma Lu Zhen, Jia Ding Dist.,
Shanghai
201801
Phone: (+86) 21 59159629
Domestic Sales
www.gardena.com.cn

Colombia

Husqvarna Colombia S.A.
Calle 18 No. 68 D-31, zona
Industrial de Montevideo
Bogotá, Cundinamarca
Tel. 571 2922700 ext. 105
jairo.salazar@
husqvarna.com.co

Costa Rica

Compania Exim
Euroiberoamericana S.A.
Los Colegios, Moravia,
200 metros al Sur del Colegio
Saint Francis - San José
Phone: (+506) 297 68 83
exim_euro@racsa.co.cr

Croatia

SILK ADRIA d.o.o.
Josipa Lončara 3
10090 Zagreb
Phone: (+385) 1 3794 580
silk.adria@zg.t-com.hr

Cyprus

Med Marketing
17 Digeni Akrita Ave
P.O. Box 27017
1641 Nicosia

Czech Republic

Husqvarna Česko s.r.o.
Türkova 2319/5b
149 00 Praha 4 – Chodov
Bezplatná infolinka:
800 100 425
servis@cz.husqvarna.com

Denmark

GARDENA / Husqvarna
Consumer Outdoor Products
Salgsafdelning Danmark
Box 9003
S-200 39 Malmö
info@gardena.dk

Dominican Republic

BOSQUESA, S.R.L
Carretera Santiago Licey
Km. 5 ½
Esquina Copal II.
Santiago, Dominican Republic
Phone: (+809) 736-0333
joserbosquesa@claro.net.do

Ecuador

Husqvarna Ecuador S.A.
Arupos E1-181 y 10 de Agosto
Quito, Pichincha
Tel. (+593) 22800739
francisco.jacome@
husqvarna.com.ec

Estonia

Husqvarna Eesti OÜ
Consumer Outdoor Products
Kesk tee 10, Aaviku küla
Rae vald
Harju maakond
75305 Estonia
kontakt.etj@husqvarna.ee

Finland

Oy Husqvarna Ab
Consumer Outdoor Products
Lautatarhankatu 8 B/ PL 3
00581 HELSINKI
info@gardena.fi

France

GARDENA France
Immeuble Exposial
9-11 allée des Pierres Mayettes
ZAC des Barbannières, B.P. 99
-F- 92232 GENNEVILLIERS
cedex
Tél. (+33) 01 40 85 30 40
service.consommateurs@
gardena.fr

Georgia

ALD Group
Beliasvili 8
1159 Tbilisi

Great Britain

Husqvarna UK Ltd
Preston Road
Aycliffe Industrial Park
Newton Aycliffe
County Durham
DL5 6UP
info.gardena@
husqvarna.co.uk

Greece

ΕΛΛΑΣ Α.Ε.Β.Ε.
Υπ/μα Ηφείστου 33Α
Βλ. Γλε. Κορωπίου
194 00 Κορωπί Αττικής
V.A.T. EL094094640
Phone: (+30) 210 66 20 225
info@husqvarna-consumer.gr

Hungary

Husqvarna Magyarország Kft.
Ezred u. 1-3
1044 Budapest
Telefon: (+36) 1 251-4161
huszvolzogat.husqvarna@
husqvarna.hu

Iceland

Ó. Johnson & Kaaber
Tunguhalsi 1
110 Reykjavik
ooj@ojk.is

Ireland

Husqvarna UK Ltd
Preston Road
Aycliffe Industrial Park
Newton Aycliffe
County Durham
DL5 6UP
info.gardena@
husqvarna.co.uk

Italy

Husqvarna Italia S.p.A.
Via Como 72
23868 VALMADRERA (LC)
Phone: (+39) 0341.203.111
info@gardenaitalia.it

Japan

KAJUICHI Co. Ltd.
Sumitomo Realty &
Development Kojimachi
BLDG., 8F
5-1 Nibanncyo
Chiyoda-ku
Tokyo 102-0084
Phone: (+81) 33 264 4721
m_ishihara@kaku-ichi.co.jp

Kazakhstan

LAMED Ltd.
155/1, Tazhibayevoi Str.
050060 Almaty
IP Schmidt
Abayavenue 3B
110 005 Kostanay

Kyrgyzstan

Alye Maki
av. Moladaya Guardir J 3
720014 Bishkek

Latvia

Husqvarna Latvija
Consumer Outdoor Products
Bakūžu iela 6
LV-1024 Rīga
info@husqvarna.lv

Lithuania

UAB Husqvarna Lietuva
Consumer Outdoor Products
Ateities pl. 77C
LT-52104 Kaunas
centras@husqvarna.lt

Luxembourg

Magasins Jules Neuberg
39, rue Jacques Stas
Luxembourg-Gasperich 2549
Case Postale No. 12
Luxembourg 2010
Phone: (+352) 40 14 01
api@neuberg.lu

Mexico

AFOSA
Av. Lopez Mateos Sur # 5019
Col. La Calma 45070
Zapopan, Jalisco
Mexico
Phone: (+52) 33 3818-3434
icomejo@afosa.com.mx

Moldova

Convel S.R.L.
290A Muncesti Str.
2002 Chisinau

Netherlands

GARDENA Nederland B.V.
Postbus 50176
1305 AD ALMERE
Phone: (+31) 36 521 00 00
info@gardena.nl

Neth. Antilles

Jonka Enterprises N.V.
Sta. Rosa Weg 196
P.O. Box 8200
Curaçao
Phone: (+599) 9 767 66 55
pgm@jonka.com

New Zealand

Husqvarna New Zealand Ltd.
PO Box 76-437
Manukau City 2241
Phone: (+64) (0) 9 9202410
support.nz@husqvarna.co.nz

Norway

GARDENA
Husqvarna Consumer
Outdoor Products
Salgskontor Norge
Kleiverveien 6
1540 Vestby
info@gardena.no

Peru

Husqvarna Perú S.A.
Jr. Ramón Cárcamo 710
Lima 1
Tel: (+51) 1 3320400
ext. 416
juan.remuzgo@husqvarna.com

Poland

Husqvarna
Poland Spółka z o.o.
ul. Wysockiego 15 b
03-371 Warszawa
Phone: (+48) 22 330 96 00
gardena@husqvarna.com.pl

Portugal

Husqvarna Portugal, SA
Lagoa - Albarraque
2635 - 595 Rio de Moura
Tel.: (+351) 21 922 85 30
Fax : (+351) 21 922 85 36
info@gardena.pt

Romania

Madex International Srl
Soseaua Odaii 117- 123,
RO 013603
Bucuresti, S 1
Phone: (+40) 21 352.76.03
madex@ines.ro

Russia

ООО „Хускварна“
141400, Московская обл.,
г. Химки,
улица Ленинградская,
владение 39, стр.6
Бизнес Центр
„Химки Бизнес Парк“,
помещение ОВ02_04

Serbia

Domel d.o.o.
Autoput za Novi Sad bb
11273 Belgrade
Phone: (+381) 1 18 48 88 12
miroslav.jejina@domel.rs

Singapore

Hy-Ray PRIVATE LIMITED
40 Jalan Pemimpin
#02-08 Tat Ann Building
Singapore 577185
Phone: (+65) 6253 2277
shiyang@hyray.com.sg

Slovak Republic

Husqvarna Česko s.r.o.
Türkova 2319/5b
149 00 Praha 4 – Chodov
Bezplatná infolinka:
800 154 044
servis@sk.husqvarna.com

Slovenia

Husqvarna Austria GmbH
Consumer Products
Industriezeile 36
4010 Linz
Tel.: (+43) 732 77 01 01-90
consumer.service@
husqvarna.at

South Africa

Husqvarna
South Africa (Pty) Ltd
Postnet Suite 250
Private Bag X6,
Cascades, 3202
South Africa
Phone: (+27) 33 846 9700
info@gardena.co.za

Spain

Husqvarna España S.A.
C/ Basauri, nº 6
La Florida
28023 Madrid
Phone: (+34) 91 708 05 00
atencioncliente@gardena.es

Suriname

Agrofix n.v.
Verlengde Hogestraat # 22
Phone: (+597) 472426
agrofix@sr.net
Pobox : 2006
Paramaribo
Suriname-South America

Sweden

Husqvarna AB
S-561 82 Huskvarna
info@gardena.se

Switzerland / Schweiz

Husqvarna Schweiz AG
Consumer Products
Industriestrasse 10
5506 Mägenwil
Phone: (+41) (0) 848 800 464
info@gardena.ch

Turkey

GARDENA Dost Diş Ticaret
Mümesillik A.Ş.
Sanayi Çad. Adil Sokak
No: 1/B Kartal
34873 Istanbul
Phone: (+90) 216 38 93 939
info@gardena-dost.com.tr

Ukraine / Україна

ТОВ «Хусварна Україна»
вул. Васильківська, 34,
офіс 204-г
03022, Київ
Тел. (+38) 044 498 39 02
info@gardena.ua

Uruguay

FELI SA
Entre Rios 1083 CP 11800
Montevideo - Uruguay
Tel: (+598) 22 03 18 44
info@felisa.com.uy

Venezuela

Corporación Casa y Jardín C.A.
Av. Caroní, Edif. Trezmen, PB.
Colinas de Bello Monte.
1050 Caracas.
Tel: (+58) 212 992 33 22
info@casayjardin.net.ve

1830-28.960.09/0113
© GARDENA
Manufacturing GmbH
D-89070 Ulm
http://www.gardena.com