
Art. 1197

- | | |
|------------|--|
| D | Gebrauchsanweisung
Wasserverteiler automatic |
| GB | Operating Instructions
Water Distributor automatic |
| F | Mode d'emploi
Sélecteur automatic |
| NL | Gebruiksaanwijzing
Waternverdeler automatic |
| S | Bruksanvisning
Vattenfördelare automatic |
| DK | Brugsanvisning
Vandfordeler automatic |
| FIN | Käyttöohje
Vedenjakelunohjain automatic |
| N | Bruksanvisning
Vannfordeler automatic |
| I | Istruzioni per l'uso
Distributore d'acqua automatic |
| E | Manual de instrucciones
Distribuidor automatic |
| P | Instruções de utilização
Distribuidor de água automatic |
| EST | Kasutusjuhend
Kastmisjaotur automatic |
| LT | Ekspluatavimo instrukcija
Vandens skirstytuvas automatic |
| LV | Lietošanas instrukcija
Ūdens sadalītājs automatic |

GARDENA Water Distributor automatic



Translation of the original instructions from German.

Please read these operating instructions carefully and observe the information they contain. Use these operating instructions to familiarise yourself with the product, the proper use and the safety instructions.



For safety reasons, children and young people under the age of 16, as well as people not familiar with these operating instructions, should not use this product.

Persons with reduced physical or mental abilities may use the product only if they are supervised or instructed by a responsible person. Children must be supervised to ensure that they do not play with the product. Never operate the product when you are tired, ill or under the influence of alcohol, drugs or medicine.

→ Please keep these instructions in a safe place.

Contents

1. Where to use your GARDENA Water Distributor automatic	10
2. Safety instructions	11
3. Assembly	11
4. Initial Operation	11
5. Operation	12
6. Putting into Storage	14
7. Maintenance	14
8. Troubleshooting	14
9. Technical Data	16
10. Service / Warranty	16

1. Where to use your GARDENA Water Distributor automatic

Correct use:

In use with the GARDENA Water Computer Art. 1864 / 1866 (1814 for GB and F), the Water Distributor automatic provides fully automatic control of 2 to 6 watering channels.

It is suitable for private use in the home- and hobby garden **exclusively** outdoors for controlling sprinklers and irrigation control systems.

Use of the Water Distributor automatic is particularly recommended if the water pressure is insufficient for simultaneous operation of irrigation accessories or -systems, or if several plant areas with varying water requirements are to be fully automatically irrigated.

The Water Distributor automatic can be operated fully automatically in combination with a GARDENA Water Computer, or manually by opening / shutting the water tap.

To operate the Water Distributor automatic correctly, these operating instructions must be followed.

Please note



DANGER! Physical injury!

The Water Distributor may not be used for industrial use or in connection with chemicals, food or easily flammable or explosive materials.

2. Safety instructions

The Water Distributor automatic may be positioned at a maximum of 1.5 m lower than the highest connected accessory.

The minimum water pressure for secure switching operation during irrigation is 1 bar.

If too many devices are connected to one line, the pressure may fall below 1 bar and will be insufficient for proper operation. To increase water pressure, we recommend the GARDENA Tap Connector **Art. 2801 / 2817** with 3/4" hoses on the inlet side.

Due to the switch mechanism of the Water Distributor, there may be drop formation during further switching at the outlets.

Please note: on completed irrigation, the higher-lying connecting device empties over the lowest-placed device.

For water containing sand, a pre-filter must be used.

The Water Distributor should not be connected to Pressure Tank Units as these present too large pressure fluctuations.

Functioning is only guaranteed with Original GARDENA accessories.

The individual outlets can only be operated one after the other.

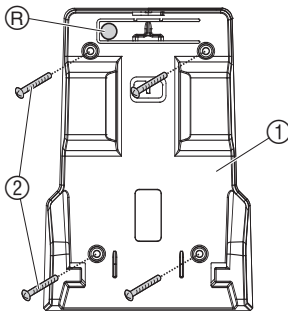
For secure switching function of the Water Distributor, the minimum water discharge quantity is 20 l/h. E.g. for control of the Micro-Drip System, a minimum of 10 two-litre Drip Heads is required.

The Micro-Drip Master Unit may not be installed on the inlet side of the Water Distributor.

3. Assembly

Assemble mounting plate:

With the mounting plate ①, the Water Distributor can be mounted on the ground or on a wall (inlet on top).



1. Using the mounting plate ①, mark the drill holes and drill the 4 holes.
2. Screw the mounting plate tight with 4 screws ② (not included).

Lock Water Distributor:

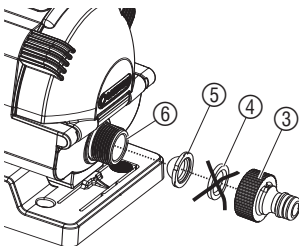
→ From above, move the Water Distributor on the mounting plate ① until it locks into place.

Unlock the Water Distributor:

→ Press the release button ⑧ and pull the Water Distributor upwards.

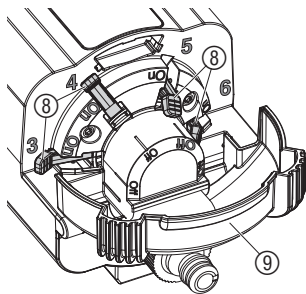
4. Initial Operation

Connect Water Distributor:



Inlet side:

1. Remove the rubber seal ④ from the Tap Connector ③ and replace with the filter ⑤.
2. Screw the Tap Connector ③ onto the connection on the inlet side ⑥ and connect with a hose to the Water Computer or water tap.



Outlet side:

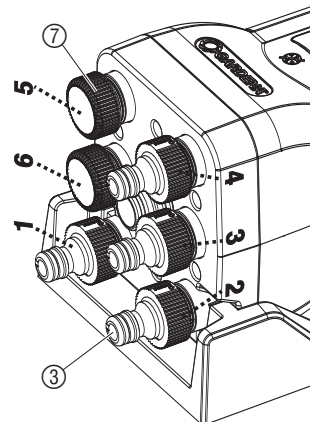
2 to 6 outlets may be used. Outlets **1** and **2** must always be used. The outlets **3** to **6** can be switched on using the flow levers (8). 5 Tap Connectors (3) and 3 end caps (7) are included. Outlets not being used must be closed with an end cap (7).

Setting flow lever On / Off:

1. Open protection cover (9).
2. Set flow levers (8) for used outlets (e.g. **3** and **4**) on **On**.
3. Set flow levers (8) for not-used outlets (e.g. **5** and **6**) on **Off**.
4. Close protection cover (9) and lock-in.

Connect used / not-used outlets:

1. Screw Tap Connectors (3) onto the used outlets (e.g. **1** to **4**).
2. Close not-used outlets (e.g. **5** and **6**) with end caps (7).
3. Connect used outlets **1** to **4** with the devices.



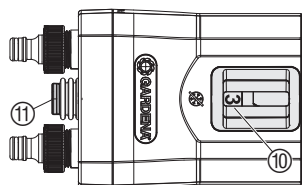
Important:

The flow levers (**On / Off**) must match up with the outlets (**used / not-used**).

The programme numbers of the Water Computer must match up with the outlets in use.

5. Operation

Set open outlet on the Water Distributor:



Behind the viewing window (10), the currently open outlet is shown. If irrigation is to be done (manually) through a different outlet, or if the open outlet does not match up with the programme of the Water Computer, the desired open outlet can be selected with the dial disc (11).

→ Press dial disc (11) until the desired open outlet (e.g. **3**) is shown in the viewing window (10).

With Water Computer:

When using a GARDENA Water Computer **Art. 1864 / 1866**, "**Programme 15**" (Art. 1814 "Special programme") should be used. Here, the 5 min. pause between programmes required for secure further switching is automatically considered.

1. Set the programmes (irrigation times) for the outlets in use.
2. Press dial disc (11) until the open outlet in the viewing window (10) matches the desired programme of the Water Computer.

Example for 4 used outlets and the use of Prog. 15 with the Water Computer 1864/1866:

In this example, irrigation is made through the used outlets 1 to 4.

Programme Outlet	Start Time	Run Time	Mo	Tu	We	Th	Fr	Sa	Su
1	5:00	0:30	X				X		
2	5:35	0:35		X			X		X
3	20:20	0:35	X				X	X	
4	21:00	0:05	X		X		X		
5	NOT OCCUPIED								
6	NOT OCCUPIED								

Between each programme, a minimum of 5 min. pause is automatically considered. If the irrigation days are not identical for all days (e.g. Programme / Outlet 2), irrigation is made for 30 seconds at not-used outlets. This ensures that the Water Distributor further switches on to the next programmed outlet (e.g. on Monday from Outlet 1 to Outlet 3).

Discontinue operating irrigation:

If “**Programme 15**” (Art. 1814 “Special programme”) is activated then operating irrigation can be discontinued through the Man. button on the Water Computer, without disturbing the matching of the programmes to the open outlets.

- Press Man. button on the Water Computer during irrigation.
Irrigation will be discontinued and the Water Distributor switches to the next outlet in use, the Water Computer switches to the next programme.

With Moisture Sensor/ Rain Sensor:

The Moisture Sensor Art. 1188 / Rain Sensor Art. 1189 may only be used together with the Water Computer Art. 1864 / 1866 and operating Prog. 15.

If the Moisture Sensor / Rain Sensor signals sufficient moisture, the “**Programme 15**” shortens irrigation to 30 seconds so that the Water Distributor will further switch to the next outlet in use. Without “**Programme 15**” irrigation would not be carried out. Matching of the programmes to the outlets in use would thereby be lost.

- Please follow the operating instructions of the Water Computer.

6. Putting into Storage

**Storage /
storage during winter:**



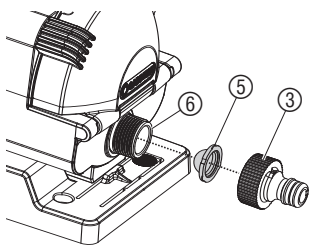
ATTENTION!
Water Distributor may be damaged as the product is not frost-resistant!
→ Protect the Water Distributor against frost.

1. Loosen connections.
2. If required, unlock Water Distributor and remove from the mounting plate.
3. Store Water Distributor in a dry, frost-protected place.

The storage location must be out of reach for children.

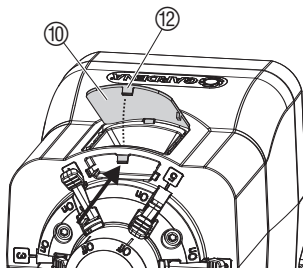
7. Maintenance

Clean filter and viewing window:



Regularly check the filter.

1. Unscrew Tap Connector ③.
2. Remove filter ⑤ and clean.
3. Screw Tap Connector ③ with filter ⑤ back on to the connection on the inlet side ⑥.
4. Press catch ⑫ on viewing window ⑩ upwards, remove viewing window and clean it.
5. Refit viewing window ⑩.



Rinse Water Distributor:

A dirty Water Distributor can affect the switch mechanism. We recommend rinsing the Water Distributor once a year.

1. Set all flow levers on On and remove the end caps.
2. Open the water tap or set Water Computer to manual irrigation.
3. After 30 sec., press dial disc so that next outlet will be rinsed out.
4. Repeat Number 3 for all outlets.

8. Troubleshooting



ATTENTION!
If the programmes are not correctly matched to the outlets then significant damage can result through over-watering or drying-out as the programmes will then be carried out through the incorrect outlets!
→ Make sure that the programmes are correctly matched up to the outlets.

Fault	Possible cause	Remedy
No irrigation	Close tap.	→ Open tap.
	Outlets 1 and 2 are closed with end caps.	→ Connect devices to outlets 1 and 2 .
	Active outlets (flow lever on On) are closed with end cap.	→ Connect devices to active outlets.
	Flow lever for outlets in use is not on On or not on Off for outlets (with end cap) not in use.	→ Put flow lever on On for outlets in use and on Off for outlets not in use.
	Programmes not correctly matched up with outlets (see viewing window).	→ Check programme match-up.
Irrigation through incorrect outlet (e.g. incorrect match-up of programmes and outlets)	After deactivation of the programmes (Bad Weather Function).	→ Using the dial disc, match the active outlet (see viewing window) to the desired programme.
	Dial disc pressed during operating irrigation.	→ Do not press the dial disc during operation.
	Pressure fluctuations in Pressure Tank Unit.	→ Do not use a Pressure Tank Unit.
Water Distributor does not switch further	Pressure is under 1 bar.	→ Clean filter, use Tap Connector Art. 2801 / 2817 with $\frac{3}{4}$ " hoses on the inlet side, reduce water consumption on the dispensing device.
	Water Distributor is dirtied.	→ Rinse Water Distributor.
	Active outlet is closed with end cap.	Unscrew end cap. → Water distributor switches further.
Only if Art. 1864 / 1866 are not used	Irrigation days not identical with all programmes.	→ Set irrigation days to be identical with all programmes.
	No 5 min. pause between programmes.	→ Set a 5 min. pause between the programmes.
Only for Art. 1864 / 1866	Older model without programme 15.	→ Contact service.



In the event of other faults please contact **GARDENA Service**.
Repairs should only be carried out by **GARDENA service centres or dealers** authorised by **GARDENA**.

9. Technical Data

Water Distributor automatic Art. 1197

Water inlet:	26.5 mm (G ^{3/4}) male thread
Water outlets:	6 x 26.5 mm (G ^{3/4}) male thread
Min. operating pressure:	1 bar
Max. operating pressure:	6 bar
Minimum flow:	20 l/h

10. Service / Warranty

GARDENA guarantees this product for 2 years (from date of purchase). This guarantee covers all serious defects of the unit that can be proved to be material or manufacturing faults. Under warranty we will either replace the unit or repair it free of charge if the following conditions apply:

- The unit must have been handled properly and in keeping with the requirements of the operating instructions.
- Neither the purchaser nor a non-authorised third party have attempted to repair the unit.

This manufacturer's guarantee does not affect the user's existing warranty claims against the dealer / seller.

If a fault occurs with your Water Distributor automatic, please return the faulty unit together with the receipt and a description of the fault, with postage paid to the address of the Service Centre at the back of these operating instructions.

D Produkthaftung

Wir weisen ausdrücklich darauf hin, dass wir nach dem Produkthaftungsgesetz nicht für durch unsere Geräte hervorgerufene Schäden einzustehen haben, sofern diese durch unsachgemäße Reparatur verursacht oder bei einem Teileaustausch nicht unsere Original GARDENA Teile oder von uns freigegebene Teile verwendet werden und die Reparatur nicht vom GARDENA Service oder dem autorisierten Fachmann durchgeführt wird. Entsprechendes gilt für Ergänzungsteile und Zubehör.

GB Product Liability

We expressly point out that, in accordance with the product liability law, we are not liable for any damage caused by our units if it is due to improper repair or if parts exchanged are not original GARDENA parts or parts approved by us, and, if the repairs were not carried out by a GARDENA Service Centre or an authorised specialist. The same applies to spare parts and accessories.

F Responsabilité

Nous vous signalons expressément que GARDENA n'est pas responsable des dommages causés par ses appareils, dans la mesure où ces dommages seraient causés suite à une réparation non conforme, dans la mesure où, lors d'un échange de pièces, les pièces d'origine GARDENA n'auraient pas été utilisées, ou si la réparation n'a pas été effectuée par le Service Après-Vente GARDENA ou l'un des Centres SAV agréés GARDENA. Ceci est également valable pour tout ajout de pièces et d'accessoires autres que ceux préconisés par GARDENA.

NL Productaansprakelijkheid

Wij wijzen er nadrukkelijk op, dat wij op grond van de wet aansprakelijkheid voor producten niet aansprakelijk zijn voor schade ontstaan door onze apparaten, indien deze door onvakkundige reparatie veroorzaakt zijn, of er bij het uitwisselen van onderdelen geen gebruik gemaakt werd van onze originele GARDENA onderdelen of door ons vrigegeven onderdelen en de reparatie niet door de GARDENA technische dienst of de bevoegde vakman uitgevoerd werd. Ditzelfde geldt voor extra-onderdelen en accessoires.

S Produktansvar

Tillverkaren är inte ansvarig för skada som orsakats av produkten om skadan beror på att produkten har reparerats felaktigt eller om, vid reparation eller utbyte, andra än Original GARDENA reservdelar har använts. Samma sak gäller för kompletteringsdelar och tillbehör.

DK Produktansvar

Vi gør udtrykkeligt opmærksom på at i henhold til produktansvarsloven er vi ikke ansvarlige for skader forårsaget af vores udstyr, hvis det skyldes uautoriserede reparationer eller hvis dele er skiftet ud og der ikke er anvendt originale GARDENA dele eller dele godkendt af os, eller hvis reparationerne ikke er udført af GARDENA-service eller en autoriseret fagmand. Det samme gælder for ekstra udstyr og tilbehør.

FIN Tuotevastuu

Korostamme nimenomaan, että tuotevastuulain nojalla emme ole vastuussa laitteistamme johtuneista vahingoista, mikäli nämä ovat aiheutuneet epäasianmukaisesta korjauksesta tai osia vaihdettaessa ei ole käytetty alkuperäisiä GARDENA- varaosia tai hyväksymiämme osia ja korjauksen on suorittanut muu kuin GARDENA -huoltokeskus tai valtuuttamamme ammattihenkilö. Tämä pätee myös lisäosiin ja lisävarusteisiin.

I Responsabilità del prodotto

Si rende espressamente noto che, conformemente alla legislazione sulla responsabilità del prodotto, non si risponde di danni causati da nostri articoli se originati da riparazioni eseguite non correttamente o da sostituzioni di parti effettuate con materiale non originale GARDENA o comunque da noi non approvato e, in ogni caso, qualora l'intervento non venga eseguito da un centro assistenza GARDENA o da personale specializzato autorizzato. Lo stesso vale per le parti complementari e gli accessori.

E Responsabilidad de productos

Advertimos que conforme a la ley de responsabilidad de productos no nos responsabilizamos de daños causados por nuestros aparatos, siempre y cuando dichos daños hayan sido originados por arreglos o reparaciones indebidas, por recambios con piezas que no sean piezas originales GARDENA o bien piezas autorizadas por nosotros, así como en aquellos casos en que la reparación no haya sido efectuada por un Servicio Técnico GARDENA o por un técnico autorizado. Lo mismo es aplicable para las piezas complementarias y accesorios.

P Responsabilidade sobre o produto

Queremos salientar que segundo a lei da responsabilidade do fabricante, nós não nos responsabilizaremos por danos causados pelo nosso equipamento, quando estes ocorrerem em decorrência de reparações inadequadas ou da substituição de peças por peças não originais da GARDENA, ou peças não autorizadas. A responsabilidade tornar-se-á nula também depois de reparações realizadas por oficinas não autorizadas pela GARDENA. Esta restrição valerá também para peças adicionais e acessórios.

EST Tootevastutus

Juhime teie tähelepanu sellele, et tootevastutusseaduse kohaselt ei vastuta me meie seadmete poolt põhjustatud kahjude eest, kui need on tekkinud asjatundmatu paranduse tagajärjel või kui detaili vahetamisel ei kasutatud GARDENA originaalvaruosi ega meie poolt kasutada lubatud varuosi ja kui parandustöid ei ole teinud GARDENA klienditeenindusspetsialistid ega meie volitatud spetsialistid. Sama kehtib lisadetailide ja tarvikute kohta.

LT Atsakomybė už produkciją

Prašome atkreipti dėmesį, kad remdamiesi „Mašinų saugos“ įstatymu, neatsakome už nuostolius, sukeltus mūsų prietaisų, jei jie atsirado dėl netinkamo remonto, arba, jei keičiant dalis, buvo naudojami neoriginalios GARDENA dalys arba dalys, kurių mes neleidome naudoti, o remontą atliko ne GARDENA serviso centras ar galiojantis specialistas. Tas pats galioja papildomoms dalims ir priedams.

LV Produkta atbildība

Mēs skaidri norādām uz to, ka saskaņā ar Produktu atbildības likumu, mēs neatbildam par mūsu iekārtu radītiem zaudējumiem, ciktāl tos ir izraisījis neatbilstošs remonts vai daļu nomaina ar neoriģinālām GARDENA daļām vai ne ar mūsu norādītajām detaļām un remontu nav veicis GARDENA serviss vai pilnvarots speciālists. Tas pats attiecas uz papildinošajām daļām un piederumiem.

D EG-Konformitätserklärung

Der Unterzeichnete Husqvarna AB, 561 82 Huskvarna, Sweden bestätigt, dass die nachfolgend bezeichneten Geräte in der von uns in Verkehr gebrachten Ausführung die Anforderungen der harmonisierten EU-Richtlinien, EU-Sicherheitsstandards und produktspezifischen Standards erfüllen. Bei einer nicht mit uns abgestimmten Änderung der Geräte verliert diese Erklärung ihre Gültigkeit.

GB EU Declaration of Conformity

The undersigned Husqvarna AB, 561 82 Huskvarna, Sweden, hereby certifies that, when leaving our factory, the units indicated below are in accordance with the harmonised EU guidelines, EU standards of safety and product specific standards. This certificate becomes void if the units are modified without our approval.

F Certificat de conformité aux directives européennes

Le constructeur, soussigné : Husqvarna AB, 561 82 Huskvarna, Sweden, déclare qu'à la sortie de ses usines le matériel neuf désigné ci-dessous était conforme aux prescriptions des directives européennes énoncées ci-après et conforme aux règles de sécurité et autres règles qui lui sont applicables dans le cadre de l'Union européenne. Toute modification portée sur ce produit sans l'accord express de Husqvarna supprime la validité de ce certificat.

NL EU-overeenstemmingsverklaring

Ondergetekende Husqvarna AB, 561 82 Huskvarna, Sweden, bevestigt, dat het volgende genoemde apparaat in de door ons in de handel gebrachte uitvoering voldoet aan de eis van, en in overeenstemming is met de EU-richtlijnen, de EU-veiligheidsstandaard en de voor het product specifieke standaard. Bij een niet met ons afgestemde verandering aan het apparaat verliest deze verklaring haar geldigheid.

S EU Tillverkarintyg

Undertecknad firma Husqvarna AB, 561 82 Huskvarna, Sweden, intyggar härmed att nedan nämnda produkter överensstämmer med EU:s direktiv, EU:s säkerhetsstandard och produktspecifikation. Detta intyg upphör att gälla om produkten ändras utan vårt tillstånd.

DK EU Overensstemmelse certifikat

Undertegnede Husqvarna AB, 561 82 Huskvarna, Sweden bekræfter hermed, at enheder listet herunder, ved afsendelse fra fabrikken, er i overensstemmelse med harmoniserede EU retningslinjer, EU sikkerhedsstandarder og produkt-specifikationsstandarder. Dette certifikat træder ud af kraft hvis enhederne er ændret uden vor godkendelse.

FIN EY-vaatimustenmukaisuusvakuutus

Allekirjoittanut Husqvarna AB, 561 82 Huskvarna, Sweden vakuuttaa, että allamainitut laitteet täyttävät tehtaaltamme lähtiesään yhdenmukaistettujen EY-direktiivien, EY-turvallisuusstandardien ja tuotekohtaisten standardien vaatimukset. Laitteisiin tehdyt muutokset, joista ei ole sovittu kanssamme, johtavat tämän vakuutuksen raukeamiseen.

I Dichiarazione di conformità alle norme UE

La sottoscritta Husqvarna AB, 561 82 Huskvarna, Sweden, certifica che il prodotto qui di seguito indicato, nei modelli da noi commercializzati, è conforme alle direttive armonizzate UE nonché agli standard di sicurezza e agli standard specifici di prodotto. Qualunque modifica apportata al prodotto senza nostra specifica autorizzazione invalida la presente dichiarazione.

E Declaración de conformidad de la UE

El que suscribe Husqvarna AB, 561 82 Huskvarna, Sweden, declara que la presente mercancía, objeto de la presente declaración, cumple con todas las normas de la UE, en lo que a normas técnicas, de homologación y de seguridad se refiere. En caso de realizar cualquier modificación en la presente mercancía sin nuestra previa autorización, esta declaración pierde su validez.

P Certificado de conformidade da UE

Os abaixo mencionados Husqvarna AB, 561 82 Huskvarna, Sweden, por este meio certificam que ao sair da fábrica o aparelho abaixo mencionado está de acordo com as directrizes harmonizadas da UE, padrões de segurança e de produtos específicos. Este certificado ficará nulo se a unidade for modificada sem a nossa aprovação.

EST ELI vastavusdeklaratsioon


Allakirjutatu Husqvarna AB, 561 82 Huskvarna, Sweden kinnitab, et kirjeldatud seade vastab meie poolt ringluse viidud kujul ELI harmooniseeritud direktiividele, ELI ohutusstandarditele ja tootega seotud standarditele. Meiega kooskõlastamata muudatuse tegemise korral seadmel kaotab see deklaratsioon kehtivuse.

LT ES Atitikties deklaracija

Pasirašanti Husqvarna AB, 561 82 Huskvarna, Sweden patvirtina, kad žemiau nurodyti prietaisai ir jų modeliai, kuriuos paleidome į apyvartą, patenkina harmonizuotas ES direktyvas, ES saugumo standartus ir specifinius gaminių standartus. Atlikus bet kokį prietaiso pakeitimą, kuris nėra suderintas su mumis, ši deklaracija praranda galiojimą.

LV ES-atbilstības deklarācija

Parakstījusies Husqvarna AB, 561 82 Huskvarna, Sweden, Vācija apstiprina, ka sekojoši apzīmētās iekārtas, kuras mēs izplatām, savā izpildījumā atbilst harmonizētajām ES direktīvām, ES drošības standartiem un produkta specifiskajiem standartiem. Ar mūsu neapstiprinātām izmaiņām iekārtā šī deklarācija zaudē savu derīgumu.

Bezeichnung des Gerätes: Wasserverteiler automatic Description of the unit: Water Distributor automatic Désignation du matériel : Sélecteur automatic Omschrijving van het apparaat: Waterverdeler automatic Produktbeskrivning: Vattenfördelare automatic Beskrivelse af enhederne: Vandfordeler automatic Laitteiden nimitys: Vedenjakelunohjain automatic Descrizione del prodotto: Distributore d'acqua automatic Descripción de la mercancía: Distribuidor automatic Descrição do aparelho: Distribuidor de água automatic Seadmete nimetus: Kastmisjaotur automatic Gaminio pavadinimas: Vandens skirstytuvas automatic Iekārtu apzīmējums: Ūdens sadalītājs automatic	Anbringningsjahr der CE-Kennzeichnung: Year of CE marking: Date d'apposition du marquage CE : Installatiejaar van de CE-aanduiding: CE-Märkningsår: CE-Mærkningsår: CE-merkin kiinnitysvuosi: Anno di rilascio della certificazione CE: Colocación del distintivo CE: Ano de marcação pela CE: CE-märgistuse paigaldamise aasta: CE- markējuma uzlikšanas gads: Metai, kuriais paženklinta CE-ženklū:
Art.-Nr.: Varenr. : Toote nr : Art. No.: Art.-n:o : Gaminio Nr. : Référence : Art. : Art.-Nr. : Art. nr.: Art. N°: Art.nr. : Art. N°: 1197	Ulm, den 15.07.2014 Ulm, 15.07.2014 Fait à Ulm, le 15.07.2014 Ulm, 15-07-2014 Ulm, 2014.07.15. Ulm, 15.07.2014 Ulmissa, 15.07.2014 Ulm, 15.07.2014 Ulm, 15.07.2014 Ulm, 15.07.2014 Ulm, 2014.07.15 Ulma, 15.07.2014
EU-Richtlinien: Normativa UE: EU directives: Directrices da UE: Directives européennes : ELi direktiivid: EU-richtlijnen: ES direktivos: EU direktiv: ES-direktivas: EU Retningslinier: EY-direktiivit: Directive UE: 2006/42/EC	Der Bevollmächtigte Authorised representative Représentant légal Gemachtigde Behörig Firmsatecknare Teknisk direktör Valtuutettu edustaja Rappresentante autorizzato Representante autorizado Representante autorizado Volitatud esindaja Įgaliotasis atstovas Pilnvarotā persona
Harmonisierte EN: EN ISO 12100	
Hinterlegte Dokumentation: GARDENA Technische Dokumentation M. Kugler 89079 Ulm Deposited Documentation: GARDENA Technical Documentation M. Kugler 89079 Ulm Documentation déposée : Documentation technique GARDENA M. Kugler 89079 Ulm	 Reinhard Pompe (Vice President)

Deutschland / Germany

GARDENA GmbH
Central Service
Hans-Lorenser-Straße 40
D-89079 Ulm
Produktfragen:
(+49) 731 490-123
Reparaturen:
(+49) 731 490-290
service@gardena.com

Albania

COBALT Sh.p.k.
Rr. Sriti Kodra
1000 Tirana

Argentina

Husqvarna Argentina S.A.
Av. del Libertador 5954 –
Piso 11 – Torre B
(C1428ARP) Buenos Aires
Phone: (+54) 1 5194 5000
info.gardena@
ar.husqvarna.com

Armenia

Garden Land Ltd.
61 Tigran Mets
0005 Yerevan

Australia

Husqvarna Australia Pty. Ltd.
Locked Bag 5
Central Coast BC
NSW 2252
Phone: (+61) (0) 2 4352 7400
customer.service@
husqvarna.com.au

Austria / Österreich

Husqvarna Austria GmbH
Consumer Products
Industriezeile 36
4010 Linz
Tel.: (+43) 732 77 01 01-90
consumer.service@
husqvarna.at

Azerbaijan

Firm Progress a.
Aliyev Str. 26A
1052 Bakı

Belgium

GARDENA Belgium NV/SA
Sterrebeekstraat 163
1930 Zaventem
Phone: (+32) 2 720 92 12
Mail: info@gardena.be

Bosnia / Hercegovina

SILK TRADE d.o.o.
Industrijska zona Bukva bb
74260 Tešanj

Brazil

Husqvarna do Brasil Ltda
Av. Francisco Matarazzo,
1400 – 19º andar
São Paulo – SP
CEP: 05001-903
Tel: 0800-112252
marketing.br.husqvarna@
husqvarna.com.br

Bulgaria

Хускарна България ЕООД
Бул. „Андрей Липчев“ № 72
1799 София
Тел.: (+359) 02/9753076
www.husqvarna.bg

Canada / USA

GARDENA Canada Ltd.
100 Summerlea Road
Brampton, Ontario L6T 4X3
Phone: (+1) 905 792 9330
info@gardencanada.com

Chile

Maquinarias Agroforestales
Ltda. (Maga Ltda.)
Santiago, Chile
Avda. Chesterton
8355 comuna Las Condes
Phone: (+56) 2 202 4417
Dalton@maga.cl
Zipcode: 7560330

Colombia

COBALT Sh.p.k.
Rr. Sriti Kodra
1000 Tirana

China

Husqvarna (China) Machinery
Manufacturing Co., Ltd.
No. 1355, Jia Xin Rd.,
Ma Lu Zhen, Jia Ding Dist.,
Shanghai
201801
Phone: (+86) 21 59159629
Domestic Sales
www.gardena.com.cn

Colombia

Husqvarna Colombia S.A.
Calle 18 No. 68 D-31, zona
Industrial de Montevideo
Bogotá, Cundinamarca
Tel. 571 2922700 ext. 105
jairo.salazar@
husqvarna.com.co

Costa Rica

Compania Exim
Euroberoamericana S.A.
Los Colegios, Moravia,
200 metros al Sur del Colegio
Saint Francis – San José
Phone: (+506) 297 68 83
exim_euro@racsa.co.cr

Croatia

SILK ADRIA d.o.o.
Josipa Lončara 3
10090 Zagreb
Phone: (+385) 1 3794 580
silk.adria@zg.t-com.hr

Cyprus

Med Marketing
17 Digeni Akrita Ave
P.O. Box 27017
1641 Nicosia

Czech Republic

Husqvarna Česko s.r.o.
Türkova 2319/5b
149 00 Praha 4 – Chodov
Bežplatná infolinika:
800 100 425
servis@cz.husqvarna.com

Denmark

GARDENA / Husqvarna
Consumer Outdoor Products
Salgsafdelning Danmark
Box 9003
S-200 39 Malmö
info@gardena.dk

Dominican Republic

BOSQUESA, S.R.L.
Carretera Santiago Licey
Km. 5 ½
Esquina Copal II.
Santiago, Dominican Republic
Phone: (+809) 736-0333
joserbosquesa@claro.net.do

Ecuador

Husqvarna Ecuador S.A.
Aritops E1-181 y 10 de Agosto
Quito, Pichincha
Tel. (+593) 22800739
francisco.jacome@
husqvarna.com.ec

Estonia

Husqvarna Eesti OÜ
Consumer Outdoor Products
Kesk tee 10, Aaviku küla
Rae vald
Harju maakond
75305 Estonia
kontakt.ej@husqvarna.ee

Finland

Oy Husqvarna Ab
Consumer Outdoor Products
Lauttarhankatu 8 B / PL 3
00581 HELSINKI
info@gardena.fi

France

GARDENA France
Immeuble Expositif
9-11 allée des Pierres Mayettes
ZAC des Barbarniers, B.P. 99
F- 92232 GENNEVILLIERS
cedex
Tél. (+33) 01 40 85 30 40
service.consommateurs@
gardena.fr

Georgia

ALD Group
Bellashvili 8
1159 Tbilisi

Great Britain

Husqvarna UK Ltd
Preston Road
Aycliffe Industrial Park
Newton Aycliffe
Consumer Durham
DL5 6UP
info.gardena@
husqvarna.co.uk

Greece

P. PAPADOPOULOS S.A.
92 ATHINON AVENUE
ATHENS
POST CODE 10442
GREECE
Phone: (+30) 210 51 93 100
info@papadopoulos.gr

Hungary

Husqvarna Magyarországi Kft.
Ezred u. 1-3
1044 Budapest
Telefon: (+36) 1 251-4161
vevoszolgalat.husqvarna@
husqvarna.hu

Iceland

O. Johnson & Kaaber
Túnguðalsí 1
110 Reykjavík
ooj@okj.is

Ireland

Husqvarna UK Ltd
Preston Road
Aycliffe Industrial Park
Newton Aycliffe
Consumer Durham
DL5 6UP
info.gardena@
husqvarna.co.uk

Italy

Husqvarna Italia S.p.A.
Via Como 72
23868 VALMADRERA (LC)
Phone: (+39) 0341.203.111
info@gardenaitalia.it

Japan

KAKUICHI Co. Ltd.
Sumitomo Realty &
Development Kojimachi
BLDG., 8F
5-1 Nibanncyo 5
Chiyoda-ku
Tokyo 102-0084
Phone: (+81) 3264 4721
m_ishihara@kaku-ichi.co.jp

Kazakhstan

LAMED LTD.
155/1, Tazhibayevoi Str.
050060 Almaty
IP Schmidt
Abayavenue 3B
110 005 Kostanay

Korea

Kyung Jin Trading Co.,LTD.
107-4, SunDuk Bld.,
YangJae-dong,
Secho-gu,
Seoul, (zipcode: 137-891)
Phone: (+82) (0)2 574-6300

Kyrgyzstan

Alye Maki
av. Molodaya Guardir J 3
720014
Bishkek

Latvia

Husqvarna Latvija
Consumer Outdoor Products
Bākuži iela 6
LV-1024 Rīga
info@husqvarna.lv

Lithuania

UAB Husqvarna Lietuva
Consumer Outdoor Products
Aiteities pl. 77C
LT-52104 Kaunas
centras@husqvarna.lt

Luxembourg

Magasins Jules Neuberg
39, rue Jacques Stas
Luxembourg-Gasperich 2549
Case Postale No. 12
Luxembourg 2010
Phone: (+352) 40 14 01
api@neuberg.lu

Mexico

AFOSA
Av. Lopez Mateos Sur # 5019
Col. La Calima 45070
Zapopan, Jalisco
Mexico
Phone: (+52) 33 3818-3434
cornejo@afosa.com.mx

Moldova

Convel S.R.L.
290 A Muncestri Str.
20022 Chisinau

Netherlands

GARDENA Nederland B.V.
Postbus 50176
1305 AD ALMERE
Phone: (+31) 36 521 00 00
info@gardena.nl

Neth. Antilles

Jonka Enterprises N.V.
Sta. Rosa Weg 196
P.O. Box 8200
Curaçao
Phone: (+599) 9 767 66 55
pgm@jonka.com

New Zealand

Husqvarna New Zealand Ltd.
PO Box 76-437
Manukau City 2241
Phone: (+64) (0) 9 9202410
support.nz@husqvarna.co.nz

Norway

GARDENA
Husqvarna Consumer
Outdoor Products
Salgskontor Norge
Kleiverveien 6
1540 Vesby
info@gardena.no

Peru

Husqvarna Perú S.A.
Jr. Ramón Cárcamo 710
Lima 1
Tel: (+51) 1 3320400 ext. 416
juan.remuzog@
husqvarna.com

Poland

Husqvarna
Poland Spółka z o.o.
ul. Wysockiego 15 b
03-371 Warszawa
Phone: (+48) 22 330 96 00
gardena@husqvarna.com.pl

Portugal

Husqvarna Portugal, SA
Lagoa – Albarraque
2635 – 595 Rio de Mourto
Tel.: (+351) 21 922 85 30
Fax: (+351) 21 922 85 36
info@gardena.pt

Romania

Madex International Srl
Soseaua Adului 117-123,
RO 013603
București, S1
Phone: (+40) 21 352.76.03
madex@ines.ro

Russia

ООО „Хускарна“
141400, Московская обл.,
г. Химки,
улица Ленинградская,
владение 39, стр.6
Бизнес Центр
„Химки Бизнес Парк“,
помещение ОВ02_04
Serbia
Domet d.o.o.
Autoput za Novi Sad bb
11273 Belgrade
Phone: (+381) 118 48 88 12
miroslav.jejina@domet.rs

Singapore

Hy-Ray PRIVATE LIMITED
40 Raffles Place
#02-08 Tat Ann Building
Singapore 571785
Phone: (+65) 6253 2277
shying@hyray.com.sg

Slovak Republic

Husqvarna Česko s.r.o.
Türkova 2319/5b
149 00 Praha 4 – Chodov
Bežplatná infolinika:
800 154 044
servis@sk.husqvarna.com

Slovenia

Husqvarna Austria GmbH
Consumer Products
Industriezeile 36
4010 Linz
Tel.: (+43) 732 77 01 01-90
consumer.service@
husqvarna.at

South Africa

Husqvarna
South Africa (Pty) Ltd
Postnet Suite 250
Private Bag X6,
Cascades, 3202
South Africa
Phone: (+27) 33 846 9700
info@gardena.co.za

Spain

Husqvarna España S.A.
C/ Basauri, nº 6
La Florida
28023 Madrid
Phone: (+34) 91 708 05 00
atencioncliente@gardena.es

Suriname

Agrofix n.v.
Verlengde Hogestraat #22
Phone: (+597) 472426
agrofix@strinet
Pobox : 2006
Paramaribo
Suriname – South America

Sweden

Husqvarna AB
S-561 82 Huskvarna
info@gardena.se

Switzerland / Schweiz

Husqvarna Schweiz AG
Consumer Products
Industriestrasse 10
5506 Mägenwil
Phone: (+41) (0) 62 887 37 90
info@gardena.ch

Turkey

GARDENA Dost Diş Ticaret
Mümesillik A.Ş.
Sanayi Cad. Adil Sokak
No: 1/B Kartal
34873 İstanbul
Phone: (+90) 216 38 93 939
info@gardena-dost.com.tr

Ukraine / Ukraina

ТОВ «Хусварна Україна»
вул. Васильківська, 34,
офіс 204-Г
03022, Київ
Тел. (+380) 044 498 39 02
info@gardena.ua

Uruguay

FELI SA
Entre Rios 1083 CP 11800
Montevideo – Uruguay
Tel: (+598) 22 03 18 44
info@felisa.com.uy

Venezuela

Corporación Casa y Jardín C.A.
Av. Caroní, Edif. Trezmen, PB.
Colinas de Bello Monte.
1050 Caracas.
Tlf: (+58) 212 992 33 22
info@casayjardin.net.ve

1197-20.960.03/0714
© GARDENA
Manufacturing GmbH
D-89070 Ulm
http://www.gardena.com