


5500/3 Art. 1461

- D Betriebsanleitung**
Tauch-Druckpumpe
-
- GB Operating Instructions**
Submersible Pressure Pump
-
- F Mode d'emploi**
Pompe immergée pour arrosage
-
- NL Gebruiksaanwijzing**
Dompel-drukkopvoerpomp
-
- S Bruksanvisning**
Dränkbar tryckpump
-
- DK Brugsanvisning**
Dyk- / trykpumpe
-
- FI Käyttöohje**
Uppopainepumppu
-
- N Bruksanvisning**
Nedsenkbar trykkpumpe
-
- I Istruzioni per l'uso**
Pompa sommersa a pressione
-
- E Instrucciones de empleo**
Bomba sumergible a presión
-
- P Manual de instruções**
Bomba submersível de pressão
-
- PL Instrukcja eksploatacji**
Pompa zanurzeniowo-ciśnieniowa
-
- H Üzemeltetési utasítás**
Merülő-nyomószivattyú



6000/4 Art. 1468

- CZ Návod k obsluze**
Ponorné tlakové čerpadlo
-
- SK Návod na obsluhu**
Ponorné tlakové čerpadlo
-
- GR Οδηγία χρήσης**
Βυθιζόμενη αντλία πίεσης
-
- RUS Инструкция по эксплуатации**
Насос погружной высокого давления
-
- SLO Navodilo za uporabo**
Potopna tlačna črpalka
-
- UA Інструкція з експлуатації**
Насос заглибний високого тиску
-
- HR Upute za uporabu**
Potopna tlačna pumpa
-
- TR Kullanma Kilavuzu**
Dalgiç pompa
-
- RO Instrucțiuni de utilizare**
Pompă submersibilă de presiune
-
- BG Инструкция за експлоатация**
Потопяема дълбочинна помпа
-
- EST Kasutusjuhend**
Uputatav pump
-
- LT Naudojimosi instrukcija**
Panardinami slėginiai siurbLIAI
-
- LV Lietošanas instrukcija**
Legremdējams spiediēnsūkēnis

GARDENA Submersible Pressure Pump 5500/3; 6000/4



Translation of the original German operating instructions.

Please read the operating instructions carefully and observe the notes given. Use the instructions to familiarise yourself with the submersible pressure pump, its correct use, and the notes on safety.



Never operate the product when you are tired, ill or under the influence of alcohol, drugs or medicine.

This product may be used under supervision, or if instruction regarding the safe use of the product has been provided and the resulting dangers have been understood, by children aged 8 and above, as well as by persons with physical, sensory or mental disabilities or a lack of experience and knowledge. Children must not be allowed to play with the product. Cleaning and user maintenance must not be performed by children without supervision. The use of this product by young people under the age of 16 is not recommended.

→ Keep these operating instructions in a safe place.

Contents:

- 1. Area of application of your GARDENA Submersible Pressure Pump 10
- 2. Safety instructions 11
- 3. Initial Operation 12
- 4. Operation 13
- 5. Putting into Storage 13
- 6. Maintenance 14
- 7. Trouble-Shooting 14
- 8. Technical Data 15
- 9. Available accessories 15
- 10. Service / Warranty 16

1. Area of application of your GARDENA Submersible Pressure Pump

Purpose:

The GARDENA Submersible Pressure Pump is intended for the private use in house and hobby gardens. It is intended for draining water from fountains, cisterns and other water reservoirs or for operating irrigation equipment and systems.

Liquids to be pumped:

The GARDENA Submersible Pressure Pump must only be used to pump clear, fresh water.

The pump is watertight and is submerged in water (for max. submersion depth, see 8. Technical specifications).

The pump is equipped with an integrated check valve, which prevents automatic drainage of the pressure hose when the pump is shut down.

Please note:



Salt water, contaminated water, corrosive, easily flammable, or explosive substances (for example gasoline, petroleum, cellulose thinner), oil, heating oil, and foodstuffs may not be conveyed. The water temperature may not exceed 35° C.

2. Safety instructions

Electrical Safety:



DANGER! Electric shock!

With a cut off mains plug, moisture can get into electrical parts via the mains cable and cause a short circuit.

- **Never cut the mains plug off (e. g. to feed through wall).**
- **Don't use the power cable for plugging off.**



DANGER ! Electric shock!

A damaged pump must not be used.

- In case of damage, please have the pump checked by our GARDENA Service Centre.
- Before operating the pump, first make a visual check, if there is any damage of the pump (esp. regarding power cable and plug).

According to DIN VDE (German Electrical Engineers' Association) 0100, submersible pressure pumps may only be used in swimming pools, garden ponds, and fountains if the pump is operated via a residual-current device with a residual-current rating of ≤ 30 mA. The pump must not be operated when there are persons in the swimming pool or garden pond.

For safety reasons we recommend that you always operate the submersible pressure pump via a residual-current device (DIN VDE 0100-702 and 0100-738).

- Please contact your electrician.

The cable length must be at least 10m.

The power cable of the Submersible Pressure Pump must be connected to a socket which is positioned at a height of max. 1.10m (measured from ground). Take care that the power cable leads downwards.

Data indicated on the type plate must match technical data of the mains supply.

Only use extension cables authorised in accordance with HD 516.

- Consult your qualified electrician.
- Take care that the electrical connections are made within dry area, protected from flooding.

- Keep mains plug dry.

Protect plug and power cable from heat, oil and sharp edges.

The power cable must not be used for mounting or relocating the pump. For submerging or lifting / securing the pump, please use the fastening rope.

In Austria:

In Austria, according to ÖVE B/ EN 60 555 part 1 to 3, pumps which are used in swimming pools and garden ponds, and equipped with firm power cable should be fed via an ÖVE approved isolating transformer – rated voltage must not exceed 230 V.

In Switzerland:

In Switzerland mobile appliances which are used outdoors, must be connected via a residual-current device.

Notes on use:

When connecting the pump to the water supply system, the country-specific sanitary regulations must be observed to prevent water not of drinking water quality being drawn back in.

- If necessary, contact your sanitary expert.
- Sand and other abrasive substances cause increased wear and reduce the pump's output.

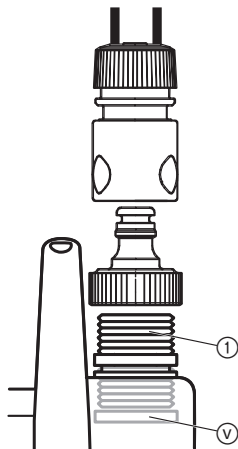
During operation, the pump must always be submersed in the water up to the minimum submersion depth (see 8. Technical specifications).

Do not allow the pump to run for more than 10 minutes against the closed pressure side (e.g. closed valve, closed dispenser etc.).

3. Initial Operation

Connect hose via the **GARDENA Connection System**:

19mm (3/4")- / 16mm (5/8") and 13mm (1/2") hoses can be connected via the GARDENA Connection System.



Hose diameter	Pump connection	
13mm (1/2")	GARDENA Pump Connection Set	Art. 1750
16mm (5/8")	GARDENA Tap Connector GARDENA Hose Connector	Art. (2)902 Art. (2)916
19mm (3/4")	GARDENA Pump Connection Set	Art. 1752

The pump connection component ① is already pre-installed by the manufacturer together with the check valve ⑤.

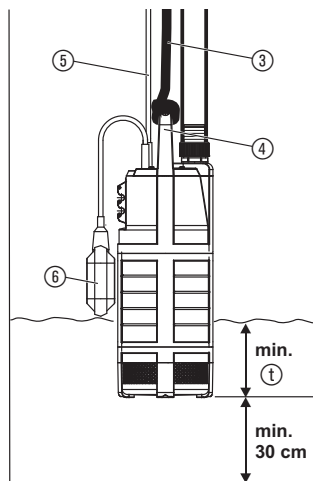
→ Connect hose via the relevant GARDENA Connection System.

Backflow preventer ⑤:

The backflow preventer ⑤ prevents the hose from running empty after the pump has been turned off or taken out of operation.

With a parallel connection of more than one hose or connected devices, the **GARDENA 2- / 4-Way Valve (Art. 8193 / 8194)** can be used, which is screwed straight onto the pump connection piece ①.

Pump installation:



The pump must always be submerged in the fountain or water reservoir with the fastening rope ③ provided. For the pump to be primed, the pump must be submerged to the minimum submersion depth ① (see 8. Technical specifications). So that the filter does not become dirty, the pump should be fixed at least 30cm above the ground.

1. Attach the fastening rope ③ to the handle ④.
2. Submerge pump in the fountain or water reservoir via the fastening rope ③.
3. Secure fastening rope ③.
4. With deep fountains or shafts (from approx. 5m), route the connection cable ⑤ along the fastening rope ③ with clips.

Thermal protection switch:

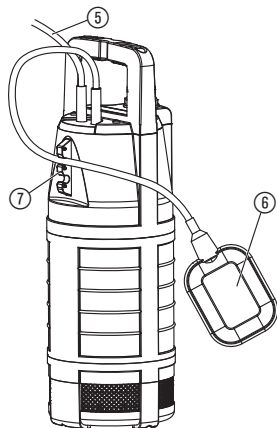
In the event of an overload, the pump is switched off by the built-in thermal motor protection. After sufficient cooling of the motor, the pump is operational again.

4. Operation

Automatic operation:

The float switch ⑥ turns the pump on automatically when the water level exceeds the cut-in height and the water is pumped out. The float switch ⑥ turns the pump off again as soon as the water level falls below the cut-out height.

→ **During automatic operation, ensure that the float switch ⑥ can move freely.**



Adjusting the Cut-in and Cut-out Height:

The cable length between the float switch ⑥ and the float switch lock ⑦ must always be at least 10cm.

1. Press the cable of the float switch ⑥ into an opening in the float switch lock ⑦.
Do not select a cable length that is too long or short to ensure that the float switch can turn on and off properly.
2. Plug the mains plug of the connection cable ⑤ into a mains socket.
 - The higher the opening of the float switch lock ⑦, the higher the cut-in and cut-out height.
 - The shorter the length of cable between the float switch ⑥ and the float switch lock ⑦, the lower the cut-in height and the higher the cut-out height.

Manual operation:

The pump remains in constant operation when the float switch is attached facing upwards so that the cable is pointing downwards.
→ Attach the float switch ⑥ to the top so that the cable points downward.

The residual water height of approx. 25mm is only reached during manual operation since the float switch turns off the pump during automatic operation before this water level is reached.

5. Putting into Storage

Frost-free storage:



The storage location must not be accessible to children.

→ Store the pump away from frost before the first frost sets in.

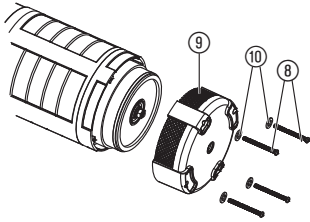
Disposal:
(in accordance with
RL 2012/19/EU)



The product must not be added to normal household waste.
It must be disposed of in line with local environmental regulations.

6. Maintenance

Clean suction foot with inlet screen:



DANGER! Electric shock!

There is a risk of injury from electric shocks.

→ Before maintenance, disconnect the submersible pressure pump from the mains.

Do not use any corrosive or abrasive cleaning media.

1. Unscrew the 4 screws ⑧ with a screwdriver.
2. Remove the suction foot valve ⑨ with inlet screen from the pump and clean it.
3. Attach the suction foot valve with the inlet screens ⑨ to the pump and tighten the 4 screws ⑧ with washers ⑩.

For safety reasons, a damaged turbine must only be replaced by GARDENA Service.

7. Troubleshooting



DANGER! Electric shock!

There is a risk of injury from electric shocks.

→ Before eliminating faults, disconnect the submersible pressure pump from the mains.

Fault	Possible cause	Remedy
The pump does not deliver any water.	Air cannot escape as the pressure line is closed.	→ Open pressure line (e. g. bent pressure hose).
	Air cushion in suction foot.	→ Unplug mains cable and plug in again.
	When starting the pump, water height falls below the min. water level.	→ Submerge pump deeper (see 8. Technical Data / Minimum submersion depth on commissioning).
	Suction foot / inlet screens clogged.	→ Unplug the mains plug and clean the suction foot valve (see 6. Maintenance).
	Pump overheated: Thermal protection switch switched pump off due to overheating.	→ Unplug the mains plug and clean the suction foot valve (see 6. Maintenance). Observe max. media temperature (35 °C).
	Power supply interrupted.	→ Check fuses and electrical plug-in connections.
	Check valve jammed.	→ Disassemble check valve and clean (see 3. Initial operation).

Fault	Possible cause	Remedy
Delivery rate suddenly decreases.	Suction foot / inlet screens clogged.	→ Unplug the mains plug and clean the suction foot valve (see 6. Maintenance).



For any other malfunctions please contact the GARDENA service department. Repairs must only be carried out by GARDENA service departments or specialist dealers authorised by GARDENA.

8. Technical Data

	5500/3 (Art. 1461)	6000/4 (Art. 1468)
Mains voltage / mains frequency	230 V / 50 Hz	230 V / 50 Hz
Rated power	900 W	1,000 W
Max. delivery capacity	5,500 l/h	6,000 l/h
Max. pressure	3.0 bar	4.0 bar
Max. delivery height	30m	40m
Max. submersion depth	12m	12m
Power cable	15m H07 RNF	15m H07 RNF
Pump connection	33.3mm (G 1 female thread)	33.3mm (G 1 female thread)
Minimum submersion depth on commissioning	50mm	70mm
Min./ max. cut-in height	430mm / 660mm	450mm / 680mm
Min./ max. cut-out height	115mm / 210mm	135mm / 230mm
Residual water level	25mm	25mm
Weight approx.	9.6 kg	10.0 kg
Fastening rope	length 15m / Ø 5mm	length 15m / Ø 5mm
Max. media temperature	35 °C	35 °C

9. Available accessories

GARDENA 2- / 4-Way Valve	For parallel connection for more than one hose or connected devices.	Art. 8193 / 8194
GARDENA Fitting 3/4"	For 19mm (3/4") hoses.	Art. 1723
GARDENA Fitting 1"	For 25mm (1") hoses.	Art. 1724
GARDENA Pump Connection Set	For 13mm (1/2") hoses via the GARDENA Connection System.	Art. 1750
GARDENA Tap Connector GARDENA Hose Connector	For 16mm (5/8") hoses via the GARDENA Connection System.	Art. (2)902 Art. (2)916
GARDENA Pump Connection Set	For 19mm (3/4") hoses via the GARDENA Connection System.	Art. 1752

10. Service / Warranty

Warranty:

GARDENA guarantees this product for 2 years (from date of purchase). This guarantee covers all serious defects of the unit that can be proved to be material or manufacturing faults. Under warranty we will either replace the unit or repair it free of charge if the following conditions apply:

- The unit must have been handled properly and in keeping with the requirements of the Operating Instructions.
- Neither the purchaser or a non-authorized third party have attempted to repair the unit.

The wear parts (impellers and turbines) are excluded from the warranty.

Pumps damaged by frost are excluded from the warranty.

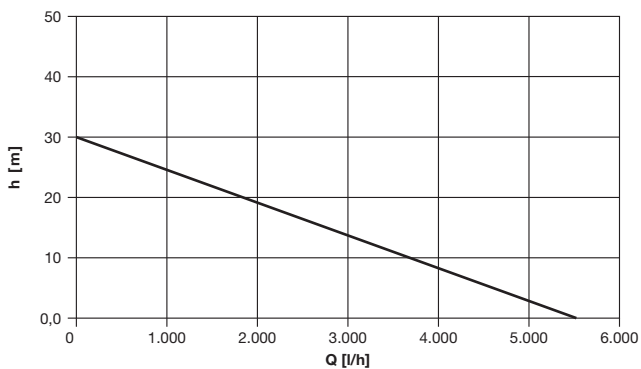
This manufacturer's guarantee does not affect the user's existing warranty claims against the dealer / seller.

If you have any problems with your Submersible Pressure Pump, please contact our Service or return the defective unit together with a short description of the problem – in case of guarantee, with a copy of the receipt – postage paid to one of the GARDENA Service Centres listed on the back of this leaflet.

Pumpen-Kennlinien
 Performance characteristics
 Courbes de performance
 Prestatiegrafiek
 Kapacitetskurva
 Ydelses karakteristika
 Kapasiteetikäyrä
 Kapacitetskurve
 Curva di rendimento
 Curva característica
 de la bomba
 Características de performance
 Charakterystyka pompy
 Szivattyú-jelleggörbe
 Charakteristika čerpadla
 Charakteristiky čerpadla
 Χαρακτηριστικό διάγραμμα
 της αντλίας
 Karakteristike črpal
 Характеристика насоса
 Крива характеристики
 насоса
 Obilježja pumpe
 Pompa karakter eğrisi
 Caracteristică pompă
 Помпена характеристика
 Pumba karakteristik
 Siurblio charakteristinė kreivė
 Direktiva par sūkņiem

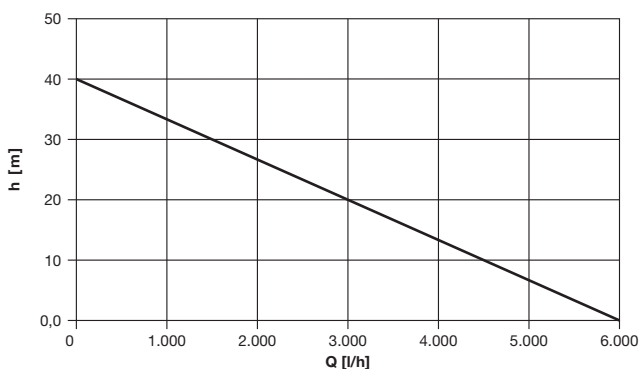
5500/3

Art. 1461



6000/4

Art. 1468



D Produkthaftung

Wir weisen ausdrücklich darauf hin, dass wir nach dem Produkthaftungsgesetz nicht für durch unsere Geräte hervorgerufene Schäden einzustehen haben, sofern diese durch unsachgemäße Reparatur verursacht oder bei einem Teileaustausch nicht unsere originale GARDENA Teile oder von uns freigegebene Teile verwendet wurden und die Reparatur nicht vom GARDENA Service oder dem autorisierten Fachmann durchgeführt wird. Entsprechendes gilt für Ergänzungsteile und Zubehör.

GB Product Liability

We expressly point out that, in accordance with the product liability law, we are not liable for any damage caused by our units if it is due to improper repair or if parts exchanged are not original GARDENA parts or parts approved by us, and, if the repairs were not carried out by a GARDENA Service Centre or an authorised specialist. The same applies to spare parts and accessories.

F Responsabilité

Nous vous signalons expressément que GARDENA n'est pas responsable des dommages causés par ses appareils, dans la mesure où ces dommages seraient causés suite à une réparation non conforme, dans la mesure où, lors d'un échange de pièces, les pièces d'origine GARDENA n'auraient pas été utilisées, ou si la réparation n'a pas été effectuée par le Service Après-Vente GARDENA ou l'un des Centres SAV agréés GARDENA. Ceci est également valable pour tout ajout de pièces et d'accessoires autres que ceux préconisés par GARDENA.

NL Productaansprakelijkheid

Wij wijzen er nadrukkelijk op, dat wij op grond van de wet aansprakelijkheid voor producten niet aansprakelijk zijn voor schade ontstaan door onze apparaten, indien deze door onvakkundige reparatie veroorzaakt zijn, of er bij het uitwisselen van onderdelen geen gebruik gemaakt werd van onze originele GARDENA onderdelen of door ons vrijgegeven onderdelen en de reparatie niet door de GARDENA technische dienst of de bevoegde vakman uitgevoerd werd. Ditzelfde geldt voor extra-onderdelen en accessoires.

S Produktansvar

Tillverkaren är inte ansvarig för skada som orsakats av produkten om skadan beror på att produkten har reparerats felaktigt eller om, vid reparation eller utbyte, andra än Original GARDENA reservdelar har använts. Samma sak gäller för kompletteringsdelar och tillbehör.

DK Produktansvar

Vi gør udtrykkeligt opmærksom på, at vi i henhold til produktansvarsloven ikke er ansvarlige for skader forårsaget af vores udstyr, såfremt det sker på grund af uautoriserede reparationer eller hvis dele er skiftet ud og der ikke er anvendt originale GARDENA dele eller dele godkendt af os, eller hvis reparationerne ikke er udført af GARDENA-service eller en autoriseret fagmand. Det samme gælder for ekstra udstyr og tilbehør.

FI Tuotevastuu

Korostamme nimenomaan, että tuotevastuulain nojalla emme ole vastuussa laitteistamme johtuneista vahingoista, mikäli nämä ovat aiheutuneet epäasianmukaisesta korjauksesta tai osia vaihdettaessa ei ole käytetty alkuperäisiä GARDENA-varaosia tai hyväksymiämme osia ja korjauksen on suorittanut muu kuin GARDENA-huoltokeskus tai valtuuttamamme ammattihenkilö. Tämä pätee myös lisäosiin ja lisävarusteisiin.

I Responsabilità del prodotto

Si rende espressamente noto che, conformemente alla legislazione sulla responsabilità del prodotto, non si risponde di danni causati da nostri articoli se originati da riparazioni eseguite non correttamente o da sostituzioni di parti effettuate con materiale non originale GARDENA o comunque da noi non approvato e, in ogni caso, qualora l'intervento non venga eseguito da un centro assistenza GARDENA o da personale specializzato autorizzato. Lo stesso vale per le parti complementari e gli accessori.

E Responsabilidad de productos

Advertimos que conforme a la ley de responsabilidad de productos no nos responsabilizamos de daños causados por nuestros aparatos, siempre y cuando dichos daños hayan sido originados por arreglos o reparaciones indebidas, por recambios con piezas que no sean piezas originales GARDENA o bien piezas no autorizadas por nosotros, así como en aquellos casos en que la reparación no haya sido efectuada por un Servicio Técnico GARDENA o por un técnico autorizado. Lo mismo es aplicable para las piezas complementarias y accesorios.

P Responsabilidade sobre o produto

Queremos salientar que segundo a lei da responsabilidade do fabricante, nós não nos responsabilizaremos por danos causados pelo nosso equipamento, quando estes ocorrerem em decorrência de reparações inadequadas ou da substituição de peças por peças não originais da GARDENA, ou peças não autorizadas. A responsabilidade tornar-se-á nula também depois de reparações realizadas por oficinas não autorizadas pela GARDENA. Esta restrição valerá também para peças adicionais e acessórios.

PL Odpowiedzialność za produkt

Zwracamy Państwu uwagę, że nie ponosimy odpowiedzialności za uszkodzenia naszych maszyn, bądź szkody spowodowane ich wadliwym funkcjonowaniem, powstałe na skutek nieprawidłowo przeprowadzonych napraw lub użycia nieoryginalnych części zamiennych. Naprawy winny być przeprowadzane tylko przez punkty serwisowe Husqvarna lub autoryzowane serwisy. Dotyczy to również części uzupełniających i oprzyrządowania.

H Termékszavatosság

Nyomatékosan utalunk arra a tényre, hogy a termékszavatossági törvény szerint nem kell jótállást vállalnunk azokra a károokra, amelyeket nem a mi készülékeink okoztak, ha ezeket szakszerűtlen javítás okozta vagy egy alkatrész kicserélésénél nem a mi eredeti GARDENA alkatrészeinket vagy általunk engedélyezett alkatrészeket használtak fel és a javítást nem a GARDENA szerviz vagy egy erre felhatalmazott szakember végezte. Hasonlóképpen érvényes ez a kiegészítő alkatrészekre és tartozékokra is.

CZ Odpovědnost za výrobek

Výslovně upozorňujeme na to, že podle zákona o odpovědnosti za výrobek neneseme odpovědnost za škody způsobené našimi přístroji, pokud byly způsobené neodbornou opravou nebo použitím jiných než našich originálních náhradních dílů GARDENA nebo námi schválených dílů a neprovedením opravy servisem GARDENA nebo autorizovaným odborníkem. Odpovídající platí i pro doplňkové díly a příslušenství.

SK Predmet záruky

Upozorňujeme dôrazne na to, že podľa zákona o poskytovaní záruk nezodpovedáme za škody spôsobené našimi výrobkami, v prípade, že boli boli vyvolané neodbornými opravami, výmenou dielcov, ktoré nepatria k originálnym dielom GARDENA alebo neboli námi schválené rovnako boli spôsobené servisnými zásahmi, ktoré neboli vykonané servisom GARDENA alebo autorizovaným odborníkom. Rovnako to platí pre doplnky a príslušenstvo.

GR Ευθύνη για το προϊόν

Σας υπενθυμίζουμε ρητά, ότι σύμφωνα με το νόμο περί ευθύνης για τα προϊόντα δεν ευθυνόμαστε για ενδεχόμενες βλάβες που προκαλούνται από τις συσκευές μας, εφόσον οφείλονται σε μία ακατάλληλη επισκευή ή σε μια αντικατάσταση τμημάτων για την οποία δεν έχουν χρησιμοποιηθεί τα πρωτότυπα ανταλλακτικά της GARDENA ή τα από μας εγκεκριμένα ανταλλακτικά και σε περίπτωση που δεν εκτελείται η επισκευή από το Τμήμα Εξυπηρέτησης Πελατών της GARDENA ή από έναν εξουσιοδοτημένο εξειδικευμένο τεχνίτη. Το ίδιο ισχύει για εξαρτήματα και συμπληρωματικά τμήματα.

SLO Jamstvo za izdelek

Pismo poudarjamo, da po zakonu jamstva za izdelek nismo odgovorni za škodo, ki bi nastala zaradi uporabe našega izdelka, prav tako tudi ne za škodo ki bi nastala zaradi nepravilnega popravila izdelka ali pri napačni zamenjavi delov, ki niso originalni deli GARDENA ali pri uporabi z naše strani potrjenih delov, ki pa niso bili vgrajeni v servisu GARDENA ali v naši pooblašteni servisni službi. Enako velja tudi za nadomestne dele in opremo.

HR Odgovornost za proizvod

Izričito napominjemo da u skladu sa Zakonom o odgovornosti za proizvode nismo odgovorni za štete uzrokovane našim uređajima ako su one izazvane nestručnim popravkom ili u slučaju zamjene dijelova nisu korišteni originalni GARDENA dijelovi ili dijelovi koje smo odobrili i popravak nije izvršio GARDENA servis ili ovlaštene stručnjak. Isto vrijedi i za dodatne dijelove i pribor.

RO Responsabilitatea legala a produsului

Menționăm în mod expres ca, în concordanță cu responsabilitatea legală a produsului, nu suntem răspunzători de nici un accident provocat de produsele noastre dacă se datorează reparării necorespunzătoare sau dacă piesele de schimb nu sunt originale GARDENA sau aprobate de GARDENA, sau dacă reparațiile nu au fost efectuate de un Centru de Service GARDENA sau un specialist autorizat. Aceleași prevederi se aplică și pieselor de schimb și accesoriilor.

BG Отговорност за качество

Изрично подчертаваме, че съгласно закона за отговорност за качество, ние не носим отговорност за вредите причинени от нашите уреди, ако същите са причинени от неправилен ремонт или при подмяната на части не са използвани оригинални части на GARDENA или части одобрени от нас и ремонта не е извършен от сервиз на GARDENA или оторизиран специалист. Същото важи за допълнителните части и принадлежности.

EST Tootevastutus

Juhime teie tähelepanu sellele, et tootevastutusseaduse kohaselt ei vastuta me meie seadmete poolt põhjustatud kahjude eest, kui need on tekkinud asjatundmatu paranduse tagajärjel või kui detaili vahetamisel ei kasutatud GARDENA originaalvarusi ega meie poolt kasutatud lubatud varusi ja kui parandustööd ei ole teinud GARDENA klienditeenindusspetsialistid ega meie volitatud spetsialistid. Sama kehtib lisadetailide ja tarvikute kohta.

LT Atsakomybė už produkciją

Nurodome, kad remdamiesi Atsakomybės už produkciją įstatymu, neatsakome už nuostolius, sukeltus mūsų prietaisų, jei jie atsirado dėl netinkamo remonto, arba, jei keičiant dalis, buvo naudojamasi neoriginalios GARDENA dalys arba dalys, kurių mes neleidome naudoti, o remontą atliko ne GARDENA servisas arba neįgaliotasis specialistas. Tas pats galioja papildomoms dalims ir priedams.

LV Produkta atbildība

Mēs skaidri norādām uz to, ka saskaņā ar Produktu atbildības likumu, mēs neatbildam par mūsu iekārtu radītiem zaudējumiem, ciktāl tos ir izraisījis neatbilstošs remonts vai daļu nomaiņa ar neoriginālām GARDENA daļām vai ne ar mūsu norādītajām detaļām un remontu nav veicis GARDENA serviss vai pilnvarots speciālists. Tas pats attiecas uz papildinošajām daļām un piederumiem.

<p>D EG-Konformitätserklärung Der Unterzeichnete Husqvarna AB, 561 82 Huskvarna, Sweden bestätigt, dass die nachfolgend bezeichneten Geräte in der von uns in Verkehr gebrachten Ausführung die Anforderungen der harmonisierten EU-Richtlinien, EU-Sicherheitsstandards und produktspezifischen Standards erfüllen. Bei einer nicht mit uns abgestimmten Änderung der Geräte verliert diese Erklärung ihre Gültigkeit.</p>	<p>H EU-Megfelelőségi nyilatkozat Alulírott, a Husqvarna AB, 561 82 Huskvarna, Sweden igazolja azt, hogy az alábbiakban megnevezett készülékek, az általunk forgalomba hozott kivitelben teljesítik a harmonizációs EU-irányelvek, az EU biztonsági szabványok és a termékre jellemző szabványok követelményeit. Ha a készülékeken a mi beleegyezésünk nélkül változtatást végeznek, akkor ez a nyilatkozat érvényét veszti.</p>
<p>GB EU Declaration of Conformity The undersigned Husqvarna AB, 561 82 Huskvarna, Sweden hereby certifies that, when leaving our factory, the units indicated below are in accordance with the harmonised EU guidelines, EU standards of safety and product specific standards. This certificate becomes void if the units are modified without our approval.</p>	<p>CZ Prohlášení o shodě EU Podepsaný Husqvarna AB, 561 82 Huskvarna, Sweden potvrzuje, že dále uvedené přístroje v námi do provozu uvedeném provedení splňují požadavky harmonizovaných směrnic EU, bezpečnostních norem EU a norem specifických pro výrobek. Při námi neschválené změně přístrojů ztrácí toto prohlášení platnost.</p>
<p>F Certificat de conformité aux directives européennes Le constructeur, soussigné : Husqvarna AB, 561 82 Huskvarna, Sweden déclare qu'à la sortie de ses usines le matériel neuf désigné ci-dessous était conforme aux prescriptions des directives européennes énoncées ci-après et conforme aux règles de sécurité et autres règles qui lui sont applicables dans le cadre de l'Union européenne. Toute modification portée sur ce produit sans l'accord express de GARDENA supprime la validité de ce certificat.</p>	<p>SK EU-Vyhľadanie o zhode Nižšie uvedená firma Husqvarna AB, 561 82 Huskvarna, Sweden vyhlasuje, že uvedené zariadenia, ktoré sme uviedli na trh v ich vyhotovení spĺňajú požiadavky harmonizovaných predpisov EÚ, bezpečnostných štandardov EÚ a výrobných špecifických štandardov. Pri zmene zariadenia, ktorá nebola odsúhlasená výrobcom stráca toto vyhlásenie platnosť.</p>
<p>NL EU-overeenstemmingsverklaring Ondergetekende Husqvarna AB, 561 82 Huskvarna, Sweden bevestigt, dat de volgende genoemde apparaten in de door ons in de handel gebrachte uitvoering voldoen aan de eis van, en in overeenstemming zijn met de EU-richtlijnen, de EU-veiligheidsstandaard en de voor het product specifieke standaard. Bij een niet met ons afgestemde verandering aan de apparaten verliest deze verklaring haar geldigheid.</p>	<p>GR Δήλωση Συμμόρφωσης προς τις Οδηγίες της ΕΕ Η υπογράφουσα Husqvarna AB, 561 82 Huskvarna, Sweden δηλώνει, ότι τα εξής αναφερόμενα εκδοόμενα από την εταιρία μας προϊόντα ανταποκρίνονται σε όλες τις εναρμονισμένες προδιαγραφές της ΕΕ, στα πρότυπα ασφαλείας της ΕΕ και στα ειδικά για το προϊόν πρότυπα. Σε μία μη συμφωνημένη με την εταιρία μας τροποποίηση των συσκευών αυτή η δήλωση χάνει την ισχύ της.</p>
<p>S EU Tillverkarintyg Undertecknad firma Husqvarna AB, 561 82 Huskvarna, Sweden intygar härmed att nedan nämnda produkter överensstämmer med EU:s direktiv, EU:s säkerhetsstandard och produktspecifikation. Detta intyg upphör att gälla om produkten ändras utan vårt tillstånd.</p>	<p>SLO EU-izjava o skladnosti Podpisani proizvajalec »Husqvarna AB, 561 82 Huskvarna, Sweden« s podpisom potrjuje, da sledeče opisana naprava, ki smo jo poslali na tržišče izpolnjuje zahteve harmoniziranih standardov ES-smernic, ES-varnostnih standardov in izdelku specifičnih standardov. V primeru spremembe na napravi brez našega pisnega dovoljenja ta izjava izgubi svoj pomen in veljavnost.</p>
<p>DK EU Overensstemmelse certifikat Undertegnede Husvarna AB, 561 82 Huskvarna, Sweden bekræfter hermed, at enheder listet herunder ved afsendelse fra fabrikken, er i overensstemmelse med harmoniserede EU retningslinier, EU sikkerheds standarder og produkt specifikations standarder. Dette certifikat træder ud af kraft hvis enhederne er ændret uden vor godkendelse.</p>	<p>HR Izjava o sukladnosti EU-a Dojle potpisana tvrtka Husqvarna AB, 561 82 Huskvarna, Sweden ovime potvrđuje da dolje navedeni uređaji u izvedbi plasiranoj na tržište ispunjavaju zahtjeve harmoniziranih EU smjernica, EU sigurnosnih normi i normi za određene proizvode. Ova izjava postaje ništavna u slučaju izmjene uređaja koje nismo odobrili.</p>
<p>FI EY-vaatimustenmukaisuusvakuutus Alla kirjoittanut Husqvarna AB, 561 82 Huskvarna, Sweden vakuuttaa, että allamainitut laitteet täyttävät tehtaalamme lähtiesäänä yhdenmukaistettujen EY-direktiivien, EY-turvallisuusstandardien ja tuotekohtaisten standardien vaatimukset. Laitteisiin tehdyt muutokset, joista ei ole sovittu kanssamme, johtavat tämän vakuutuksen raukeamiseen.</p>	<p>RO UE-Certificat de conformitate Prin prezenta Husqvarna AB, 561 82 Huskvarna, Sweden, certificata faptul ca, in momentul in care produsul este mentionat mai jos ies din fabrica sunt in concordanta cu directivele UE, standardele de siguranta UE si standardele specifice ale produsului UE. Acest certificat devine nul in cazul modificării aparatului fără aprobarea noastră.</p>
<p>I Dichiarazione di conformità alle norme UE La sottoscritta Husqvarna AB, 561 82 Huskvarna, Sweden certifica che il prodotto qui di seguito indicato, nei modelli da noi commercializzati, è conforme alle direttive armonizzate UE nonché agli standard di sicurezza e agli standard specifici di prodotto. Qualunque modifica apportata al prodotto senza nostra specifica autorizzazione invalida la presente dichiarazione.</p>	<p>BG ЕС-Декларация за съответствие Подписаната фирма Husqvarna AB, 561 82 Huskvarna, Sweden декларира, че описаните по-долу уреди, муцати в продажба съгласно нашата спецификация, изпълняват изискванията на хармонизираните ЕС-директиви, ЕС-стандартите за безопасност и специфичните производствени стандарти. При промяна на уреда, която не е съгласувана с нас, тази декларация губи своята валидност.</p>
<p>E Declaración de conformidad de la UE El que suscribe Husqvarna AB, 561 82 Huskvarna, Sweden declara que la presente mercancía, objeto de la presente declaración, cumple con todas las normas de la UE, en lo que a normas técnicas, de homologación y de seguridad se refiere. En caso de realizar cualquier modificación en la presente mercancía sin nuestra previa autorización, esta declaración pierde su validez.</p>	<p>EST ELi vastavusdeklaratsioon Alla kirjutatud Husqvarna AB, 561 82 Huskvarna, Sweden kinnitab, et kirjeldatud seade vastab meie poolt riigisse viidud kujul ELi harmoniseeritud direktiivide, ELi ohutusstandardite ja tootega seotud standardite. Meiega kooskõlastamata muudatuste tegemise korral seadmel kaotab see deklaratsioon kehtivuse.</p>
<p>P Certificado de conformidade da UE Os abaixo mencionados Husqvarna AB, 561 82 Huskvarna, Sweden, por este meio certificam que ao sair da fábrica os aparelhos abaixo mencionados estão de acordo com as diretrizes harmonizadas da UE, padrões de segurança e de produtos específicos. Este certificado ficará nulo se as unidades forem modificadas sem a nossa aprovação.</p>	<p>LT ES Atitikties deklaracija Pasirašanti firma Husqvarna AB, 561 82 Huskvarna, Sweden patvirtina, kad žemiau nurodyti prietaisai ir jų modeliai, kuriuos paledome į prekybą, patenkina harmonizuotus ES direktyvas, ES saugumo standartus ir specifinius gaminių standartus. Atlikus bet koki prietaiso pakaitimą, kuris nėra suderintas su mumis, ši deklaracija praranda galiojimą.</p>
<p>PL Deklaracja zgodności Unii Europejskiej Husqvarna AB, 561 82 Huskvarna, Sweden potwierdza, że poniżej określone urządzenia w wersji oferowanej przez nas do sprzedaży spełniają wymagania zharmonizowanych dyrektyw Unii Europejskiej, standardu bezpieczeństwa Unii Europejskiej i standardu specyficznego dla tego typu produktów. W przypadku zmiany urządzenia, która nie została z nami uzgodniona, niniejsza deklaracja traci moc obowiązująca.</p>	<p>LV ES-atbilstības deklaracija Parakstījis/ies Husqvarna AB, 561 82 Huskvarna, Sweden, Vācija apstiprina, ka sekojoši apzīmētās iekārtas, kuras mēs izplatām, savā izpildījumā atbilst harmonizētajām ES direktīvām, ES drošības standartiem un produkta specifiskajiem standartiem. Ar mūsu neapstiprinātām izmaiņām iekārtā šī deklarācija zaudē savu derīgumu.</p>

Deutschland / Germany

GARDENA GmbH
Central Service
Hans-Lorenser-Straße 40
D-59079 Ulm
Produktfragen:
(+49) 731 490-123
Reparaturen:
(+49) 731 490-290
service@gardena.com

Albania

COBALT Sh.p.k.
Rr. Siri Kodra
1000 Tirana

Argentina

Husqvarna Argentina S.A.
Av.del Libertador 5954 –
Piso 11 – Torre B
(C1428ARP) Buenos Aires
Phone: (+54) 11 5194 5000
info.gardena@
ar.husqvarna.com

Armenia

Garden Land Ltd.
61 Tigran Mets
0005 Yerevan

Australia

Husqvarna Australia Pty. Ltd.
Locked Bag 5
Central Coast BC
NSW 2252
Phone: (+61) (0) 2 4352 7400
customer.service@
husqvarna.com.au

Austria / Österreich

Husqvarna Austria GmbH
Consumer Products
Industriezeile 36
4010 Linz
Tel.: (+43) 732 77 01 01-90
consumer.service@
husqvarna.at

Azerbaijan

Firm Progress
a. Aliyev Str. 26A
1052 Bakı

Belgium

GARDENA Belgium NV/SA
Sterrebeekstraat 163
1930 Zaventem
Phone: (+32) 2 72 20 92 12
Mail: info@gardena.be

Bosnia / Herzegovina

SILK TRADE d.o.o.
Industrijska zona Bukva bb
74260 Tešanj

Brazil

Husqvarna do Brasil Ltda
Av. Francisco Matarazzo,
1400 – 19º andar
São Paulo – SP
CEP: 05001-903
Tel: 0800-112252
marketing.br.husqvarna@
husqvarna.com.br

Bulgaria

Хускварна България ЕООД
Бул. „Андрей Ляпчев“ № 72
1799 София
Тел.: (+359) 02/975 3076
www.husqvarna.bg

Canada / USA

GARDENA Canada Ltd.
100 Summerlea Road
Brampton, Ontario L6T 4X3
Phone: (+1) 905 792 9330
info@gardenacanada.com

Chile

Maquinarias Agroforestales
Ltda. (Maga Ltda.)
Santiago, Chile
Avda. Chesterton
8355 comuna Las Condes
Phone: (+56) 2 202 4417
Dalton@maga.cl
Zipcode: 7560330
Temuco, Chile
Avda. Valparaiso # 01466
Phone: (+56) 45 222 126
Zipcode: 4780441

China

Husqvarna (China) Machinery
Manufacturing Co., Ltd.
No. 1355, Jia Xin Rd.
Ma Lu Zhen, Jia Ding Dist.,
Shanghai
201801
Phone: (+86) 21 59159629
Domestic Sales
www.gardena.com.cn

Colombia

Husqvarna Colombia S.A.
Calle 18 No. 68 D-31, zona
Industrial de Montevideo
Bojiá, Cundinamarca
Tel: 771 2922700 ext. 105
jairo.salazar@
husqvarna.com.co

Costa Rica

Compania Exim
Euroberoamericana S.A.
Los Colegios, Moravia,
200 metros al Sur del Colegio
Saint Francis – San José
Phone: (+506) 297 68 83
exim_euro@racsa.co.cr

Croatia

SILK ADRIA d.o.o.
Josipa Lončara 3
10090 Zagreb
Phone: (+385) 1 3794 580
silk.adria@zg1.com.hr

Cyprus

Med Marketing
17 Digeni Akrita Ave
P.O. Box 27017
1641 Nicosia

Czech Republic

Husqvarna Česko s.r.o.
Türkova 2319/5b
149 00 Praha 4 – Chodov
Bezplatná infolinika:
800 100 425
servis@cz.husqvarna.com

Denmark

GARDENA / Husqvarna
Consumer Outdoor Products
Salgsafdelning Danmark
Box 9003
S-200 39 Malmö
info@gardena.dk

Dominican Republic

BOSQUESA, S.R.L.
Carretera Santiago Licey
Km. 5 ½
Esquina Copal II.
Santiago, Dominican Republic
Phone: (+809) 736-0333
joserbosquesa@claro.net.do

Ecuador

Husqvarna Ecuador S.A.
Arupos E1-181 y 10 de Agosto
Quito, Pichincha
Tel. (+593) 22800739
francisco.jacom@
husqvarna.com.ec

Estonia

Husqvarna Eesti OÜ
Consumer Outdoor Products
Kesk tee 10, Aaviku küla
Rae vald
Harju maakond
75305 Estonia
kontakt.etj@husqvarna.ee

Finland

Oy Husqvarna Ab
Consumer Outdoor Products
Lauterhanankatu 8 B / PL 3
00581 HELSINKI
info@gardena.fi

France

GARDENA France
Immeuble Expositel
9-11 allée des Pierres Mayettes
ZAC des Barbannières, B.P. 99
-F- 92232 GENNEVILLIERS
cedex
Tel.: (+33) 01 40 85 30 40
service.consommateurs@
gardena.fr

Georgia

ALD Group
Belashvili 8
1159 Tleilisi

Great Britain

Husqvarna UK Ltd
Preston Road
Aycliffe Industrial Park
Newton Aycliffe
County Durham
DL5 6UP
info.gardena@
husqvarna.co.uk

Greece

P.PAPADOPOULOS S.A.
92 ATHINON AVENUE
ATHENS
POST CODE 10442
GREECE
Phone: (+30) 210 51 93 100
info@papadopoulou.com.gr

Hungary

Husqvarna Magyarországi Kft.
Ezred u. 1-3
1044 Budapest
Telefon: (+36) 1 251-4161
vevoszolgalat.husqvarna@
husqvarna.hu

Iceland

O. Johnson & Kaaber
Tunguhalssi 1
110 Reykjavik
oj@oik.is

Ireland

Husqvarna UK Ltd
Preston Road
Aycliffe Industrial Park
Newton Aycliffe
County Durham
DL5 6UP
info.gardena@
husqvarna.co.uk

Italy

Husqvarna Italia S.p.A.
Via Como 72
23868 VALMADRERA (LC)
Phone: (+39) 0341.203.111
info@gardenaitalia.it

Japan

KAJICHI Co. Ltd.
Sumitomo Realty &
Development Kojimachi
BLDG., 8F
5-1 Nibanenryo
Chiyoda-ku
Tokyo 102-0084
Phone: (+81) 33 264 4721
m_ishihara@kaku-ichi.co.jp

Kazakhstan

LAMED Ltd.
155/11, Tazhibayevoi Str.
050060 Almaty
IP Schmidt
Abayavenue 3B
110 005 Kostanay

Korea

Kyung Jin Trading CO., LTD.
107-4, SunDuk Bld.,
YangJae-dong,
Seocho-gu,
Seoul, (zipcode: 137-891)
Phone: (+82) (0)2 574-6300

Kyrgyzstan

Alye Maki
av. Molodaya Guardir J 3
720014
Bishkek

Latvia

Husqvarna Latvija
Consumer Outdoor Products
Bakūži iela 6
LV-1024 Rīga
info@husqvarna.lv

Lithuania

UAB Husqvarna Lietuva
Consumer Outdoor Products
Aiteles pl. 77C
LT-52104 Kaunas
centras@husqvarna.lt

Luxembourg

Magasins Jules Neuberg
39, rue Jacques Stas
Luxembourg-Gasperich 2549
Case Postale No. 12
Luxembourg 2010
Phone: (+352) 40 14 01
api@neuberg.lu

Mexico

AFOSA
Av. Lopez Mateos Sur # 5019
Col. La Calma 45070
Zapopan, Jalisco
Mexico
Phone: (+52) 33 3818-3434
icornejo@afosa.com.mx

Moldova

Convel S.R.L.
290A Muncesti Str.
2002 Chisinau

Netherlands

GARDENA Nederland B.V.
Postbus 50176
1305 AD ALMERE
Phone: (+31) 36 521 00 00
info@gardena.nl

Neth. Antilles

Jonka Enterprises N.V.
Sta. Rosa Weg 196
P.O. Box 8200
Curaçao
Phone: (+599) 9 767 66 55
pgm@jonka.com

New Zealand

Husqvarna New Zealand Ltd.
PO Box 76-437
Manukau City 2241
Phone: (+64) (0) 9 9202410
support.nz@husqvarna.co.nz

Norway

GARDENA
Husqvarna Consumer
Outdoor Products
Salgskontor Norge
Kleiverveien 6
1540 Vestby
info@gardena.no

Peru

Husqvarna Perú S.A.
Jr. Ramón Cárcamo 710
Lima 1
Tel: (+51) 1 3320400 ext. 416
juan.remuzog@
husqvarna.com

Poland

Husqvarna
Poland Spółka z o.o.
ul. Wysockiego 15 b
03-371 Warszawa
Phone: (+48) 22 330 96 00
gardena@husqvarna.pl

Portugal

Husqvarna Portugal, SA
Lagoa – Albarraque
2635 – 595 Rio de Mouro
Tel.: (+351) 21 922 85 30
Fax: (+351) 21 922 85 36
info@gardena.pt

Romania

Madex International Srl
Sosseua Odaii 117-123,
RO 013603
București, S 1
Phone: (+40) 21 352.76.03
madex@ines.ro

Russia

ООО „Хускварна“
141400, Московская обл.,
г. Химки,
улица Ленинградская,
владение 39, стр.6
Бизнес Центр
«Химки Бизнес Парк»,
помещение ОВ02_04

Serbia

Domel d.o.o.
Autoput za Novi Sad bb
11273 Belgrade
Phone: (+381) 11 848 88 12
miroslav.jejina@domel.rs

Singapore

Hy-Ray PRIVATE LIMITED
40 Jalan Pemimpin
#02-08 Tat Ann Building
Singapore 577185
Phone: (+65) 6253 2277
shying@hyray.com.sg

Slovak Republic

Husqvarna Česko s.r.o.
Türkova 2319/5b
149 00 Praha 4 – Chodov
Bezplatná infolinika:
800 154 044
service@sk.husqvarna.com

Slovenia

Husqvarna Austria GmbH
Consumer Products
Industriezeile 36
4010 Linz
Tel.: (+43) 732 77 01 01-90
consumer.service@
husqvarna.at

South Africa

Husqvarna
South Africa (Pty) Ltd
Postnet Suite 250
Private Bag X6,
Cascades, 3202
South Africa
Phone: (+27) 33 846 9700
info@gardena.co.za

Spain

Husqvarna España S.A.
C/ Basauri, nº 6
La Florida
28023 Madrid
Phone: (+34) 91 708 05 00
atencioncliente@gardena.es

Suriname

Agrofix n.v.
Verlengde Hogestraat #22
Phone: (+597) 472426
agrofix@sr.net
Pobox: 2006
Paramaribo
Suriname – South America

Sweden

Husqvarna AB
S-561 82 Huskvarna
info@gardena.se

Switzerland / Schweiz

Husqvarna Schweiz AG
Consumer Products
Industriestrasse 10
5506 Mägenwil
Phone: (+41) (0) 62 887 37 90
info@gardena.ch

Turkey

GARDENA Dost Diş Ticaret
Müesseslik A.Ş.
Sanayi Cad. Adı Sokak
No: 1/B Kartal
34873 İstanbul
Phone: (+90) 216 3893 939
info@gardena-dost.com.tr

Ukraine / Україна

ТОВ «Хусварна Україна»
вул. Васильківська, 34,
офіс 204-г
03022, Київ
Тел. (+381) 044 498 39 02
info@gardena.ua

Uruguay

FELI SA
Entre Ríos 1083 CP 11800
Montevideo – Uruguay
Tel.: (+598) 22 03 18 44
info@felisa.com.uy

Venezuela

Corporación Casa y Jardín C.A.
Av. Caroní, Edif. Tрезem, P.B.
Colinas de Bello Monte.
1050 Caracas.
Tlf: (+58) 212 992 33 22
info@casayjardin.net.ve

1461-20.960.06/0614
© GARDENA Manufacturing GmbH
D-89079 Ulm
http://www.gardena.com