

AccuCut Li
Art. 9851-20

DE Betriebsanleitung

Strauchschere

EN Operation Instructions

Shrub Shear

FR Mode d'emploi

Taille-buisson

NL Gebruiksaanwijzing

Buxusschaar

SV Bruksanvisning

Häcksax

DA Brugsanvisning

Busktrimmer

FI Käyttöohje

Viimeistelyleikkuri

NO Bruksanvisning

Busktrimmer

IT Istruzioni per l'uso

Forbici rifilasio

ES Instrucciones de empleo

Tijeras recortasetos

PT Manual de instruções

Tesoura para arbustos

PL Instrukcja obsługi

Nóż do krzewów

HU Használati utasítás

Bokornyíró olló

CS Návod k obsluze

Nůžky na keře

DE

EN

FR

NL

SV

DA

FI

NO

IT

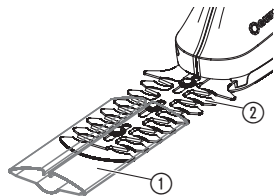
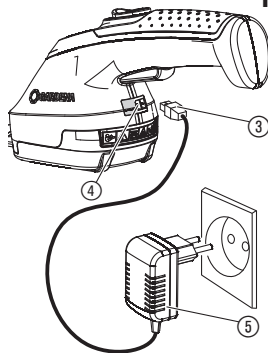
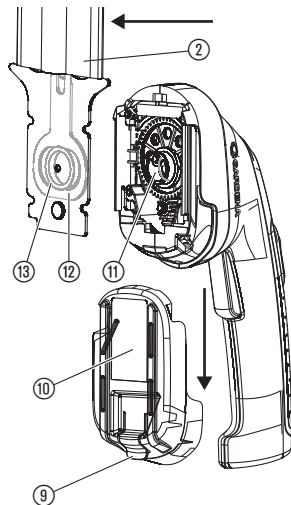
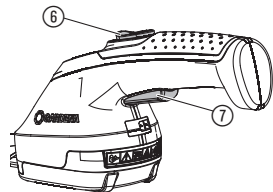
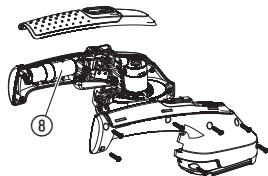
ES

PT

PL

HU

CS

I1**I2****T1****O1****S1**

GARDENA Shrub Shear AccuCut Li

EN

1. SAFETY	18
2. INSTALLATION	24
3. OPERATION	25
4. MAINTENANCE	25
5. STORAGE	26
6. TROUBLESHOOTING	26
7. TECHNICAL DATA	28
8. SERVICE/WARRANTY	29

Original instructions.



This product is not intended for use by persons (including children) with reduced physical, sensory or mental capabilities, or lack of experience

1. SAFETY

IMPORTANT!

Read the operator's manual carefully before use and keep for future reference.

If not used properly this product can be dangerous. The warnings and safety instructions must be followed to ensure reasonable safety and efficiency in using this product. The operator is responsible for following the warnings and instructions in this

and knowledge, unless they have been given supervision or instruction concerning use of the product by a person responsible for their safety. Children should be supervised to ensure that they do not play with the product. The use of this product by young people under the age of 16 is not recommended.

Intended use:

The **GARDENA Shrub Shear** is intended for cutting individual bushes, shrubs and climbing plants in private domestic and hobby gardens.

DANGER! Risk of injury!

The product must not be used for cutting lawns/lawn edges or for chopping up material for composting purposes.

manual and on the product. Never use the product unless the guards provided by the manufacturer are in the correct position.

Symbols on the product:



Read operator's manual.



DANGER!
Cutting tool continues to run after switching off!



DANGER!
Keep bystanders away.



Do not let the product become wet with rain or other moisture. Do not leave the product outdoors while it is raining.

General Power Tool Safety Warnings



WARNING!

Read all safety warnings and all instructions.

Failure to follow the warnings and instructions may result in electric shock, fire and/or serious injury.

Save all warnings and instructions for future reference. The term "power tool" in the warnings refers to your mains operated (corded) power tool or battery operated (cordless) power tool.

1) Work area safety

a) Keep work area clean and well lit.

Cluttered or dark areas invite accidents.

b) Do not operate power tools in explosive atmospheres, such as in the presence of flammable liquids, gases or dust. *Power tools create sparks which may ignite the dust or fumes.*

c) Keep children and bystanders away while operating a power tool.

Distractions can cause you to lose control.

2) Electrical safety

a) Power tool plugs must match the outlet. Never modify the plug in any way. Do not use any adapter plugs with earthed (grounded) power tools.

Unmodified plugs and matching outlets will reduce risk of electric shock.

b) Avoid body contact with earthed or grounded surfaces, such as pipes, radiators, ranges and refrigerators. *There is an increased risk of electric shock if your body is earthed or grounded.*

c) Do not expose power tools to rain or wet conditions. *Water entering a power tool will increase the risk of electric shock.*

d) Do not abuse the cord. Never use the cord for carrying, pulling or unplugging the power tool. Keep cord away from heat, oil, sharp edges or moving parts. *Damaged or entangled cords increase the risk of electric shock.*

e) When operating a power tool outdoors, use an extension cord suitable for outdoor use.

Use of a cord suitable for outdoor use reduces the risk of electric shock.

f) If operating a power tool in a damp location is unavoidable, use a residual current device (RCD) protected supply.

Use of an RCD reduces the risk of electric shock.

3) Personal safety

- a) **Stay alert, watch what you are doing and use common sense when operating a power tool. Do not use a power tool while you are tired or under the influence of drugs, alcohol or medication.**

A moment of inattention while operating power tools may result in serious personal injury.

- b) **Use personal protective equipment. Always wear eye protection.**

Protective equipment such as dust mask, non-skid safety shoes, hard hat, or hearing protection used for appropriate conditions will reduce personal injuries.

- c) **Prevent unintentional starting. Ensure the switch is in the off-position before connecting to power source and/or battery pack, picking up or carrying the tool. Carrying power tools with your finger on the switch or energising power tools that have the switch on invites accidents.**

- d) **Remove any adjusting key or wrench before turning the power tool on.**

A wrench or a key left attached to a rotating part of the power tools may result in personal injury.

- e) **Do not overreach. Keep proper footing and balance at all times. This enables better control of the power tool in unexpected situations.**

- f) **Dress properly. Do not wear loose clothing or jewellery. Keep your hair, clothing and gloves away from moving parts.**

Loose clothes, jewellery or long hair can be caught in moving parts.

- g) **If devices are provided for the connection of dust extraction and collection facilities, ensure these are connected and properly used.**

Use of dust collection can reduce dust-related hazards.

4) Power tool use and care

- a) **Do not force the power tool. Use the correct power tool for your application.**

The correct power tool will do the job better and safer at the rate for which it was designed.

- b) **Do not use the power tool if the switch does not turn it on and off.**

Any power tool that cannot be controlled with the switch is dangerous and must be repaired.

- c) **Disconnect the plug from the power source and/or the battery pack from the power tool before making any adjustments, changing accessories, or storing power tools.**

Such preventive safety measures reduce the risk of starting the power tool accidentally.

- d) **Store idle power tools out of the reach of children and do not allow persons unfamiliar with the power tool or these instructions to operate the power tool. Power tools are dangerous in the hands of untrained users.**

- e) **Maintain power tools. Check for misalignment or binding of moving parts, breakage of parts and any other condition that may affect the power**

tool's operation. If damaged, have the power tool repaired before use. *Many accidents are caused by poorly maintained power tools.*

f) Keep cutting tools sharp and clean.

Properly maintained cutting tools with sharp cutting edges are less likely to bind and are easier to control.

g) Use the power tool, accessories and tool bits etc. in accordance with these instructions, taking into account the working conditions and the work to be performed.

Use of the power tool for operations different from those intended could result in a hazardous situation.

5) Battery tool use and care

a) Recharge only with the charger specified by the manufacturer. *A charger that is suitable for one type of battery pack may create a risk of fire when used with another battery pack.*

b) Use power tools only with specifically designated battery packs. *Use of any other battery packs may create a risk of injury and fire.*

c) When battery pack is not in use, keep it away from other metal objects, like paper clips, coins, keys, nails, screws or other small metal objects, that can make a connection from one terminal to another. *Shorting the battery terminals together may cause burns or a fire.*

d) Under abusive conditions, liquid may be ejected from the battery; avoid contact. If contact accidentally occurs, flush with water. If liquid contacts

eyes, additionally seek medical help. *Liquid ejected from the battery may cause irritation or burns.*

6) Service

Have your power tool serviced by a qualified repair person using only identical replacement parts. *This will ensure that the safety of the power tool is maintained.*

Hedge trimmer safety warnings:

- **Keep all parts of the body away from the cutter blade. Do not remove cut material or hold material to be cut when blades are moving. Make sure the switch is off when clearing jammed material.**

A moment of inattention while operating the hedge trimmer may result in serious personal injury.

- **Carry the hedge trimmer by the handle with the cutter blade stopped. When transporting or storing the hedge trimmer always fit the cutting device cover.**

Proper handling of the hedge trimmer will reduce possible personal injury from the cutter blades.

- **Hold the power tool by insulated gripping surfaces only, because the cutter blade may contact hidden wiring. Cutter blades contacting a "live" wire may make exposed metal parts of the power tool "live" and could give the operator an electric shock.**

Additional safety warnings

DANGER! Small parts can be easily swallowed. There is also a risk that the polybag can suffocate toddlers. Keep toddlers away when you assemble the product.

Work area safety

Only use the product in the manner and for the functions described in these instructions.

The operator or user is responsible for accidents or hazards occurring to other people or their property.

Do not use the product when a thunderstorm is approaching.

Electrical safety

Before use, examine cable for damage, replace it if there are signs of damage or ageing.

If the replacement of the supply cord is necessary, this has to be done by the manufacturer or his agent in order to avoid a safety hazard.

Do not use the product if the electric cables are damaged or worn.

Immediately disconnect from the mains electricity supply if the cable is cut, or the insulation is damaged. Do not touch the electric cable until the electrical supply has been disconnected.

Always disconnect the mains cable before disconnecting any plug, cable connector or extension cable.

Always wind cable carefully, avoiding kinking.

Use only on AC mains supply voltage shown on the product rating label.

Under no circumstances should an earth be connected to any part of the product.

Warning! This product makes an electromagnetic field while it operates. This field may under some conditions

interfere with active or passive medical implants. To decrease the risk of conditions that can possibly injure or kill, we recommend persons with medical implants to speak with their physician and the medical implant manufacturer before operating.

DANGER! This product makes an electromagnetic field while it operates. This field may under some conditions interfere with active or passive medical implants. To decrease the risk of conditions that can possibly injure or kill, we recommend persons with medical implants to speak with their physician and the medical implant manufacturer before you operate the product.

Cables

Use only permitted extension cables as per HD 516.

→ Ask your electrical specialist.

Personal safety

Always wear suitable clothing, protective gloves, and stout shoes.

Thoroughly inspect the area where the product is to be used and remove all wires and other foreign objects.

Before using the product and after any impact, check for signs of wear or damage and repair as necessary.

If the product can no longer be switched off in the event of a defect, place the product on a solid surface and monitor until the battery is empty. Send the defective product to the GARDENA Service Centre.

Never attempt to use an incomplete product or one with an unauthorised modification.

Power tool use and care

Know how to stop the product quickly in an emergency.

Never hold the product by the guard.

Do not use the product if the protection equipments (protective cover, quick blade-stop) are damaged.

Do not use ladders whilst operating the product.

Remove the battery:

- before leaving the product unattended for any period;
- before clearing a blockage;
- before checking, cleaning or working on the product;
- if you hit an object. Do not use your product until you are sure that the entire product is in a safe operating condition;
- if the product starts to vibrate abnormally. Check immediately. Excessive vibration can cause injury.
- before passing to another person.

Only use the product between 0 – 40 °C.

Battery safety



FIRE RISK!

The battery to be charged must be placed on a non-flammable, heat resistant and nonconductive surface while charging.

Keep corrosive, flammable and easily combustible objects clear of the battery charger and the battery.

Do not cover the battery charger and the battery while charging.

Unplug the battery charger immediately in the event of smoke formation or fire.

Only use the original GARDENA Battery Charger for charging. The use of other battery chargers may damage the batteries irreparably and even cause a fire.



RISK OF EXPLOSION!

→ Protect product from heat and fire. Do not leave on radiators or expose to strong sunshine for long periods.

Do not use the battery charger outdoors.

Protect the battery charger from damp or wet areas.

Only use the battery in an ambient temperature between –10 °C and + 45 °C.

A non-functioning battery must be disposed of correctly. It may not be sent via post. For further details, please contact your local disposal companies.

The battery charger should be checked regularly for signs of damage or ageing (brittleness) and may only be used if it is in perfect condition.

The charger unit provided may only be used to charge the rechargeable batteries supplied with the product.

Non-rechargeable batteries must not be charged with this battery charger (danger of fire).

The product must not be operated during charging.

After charging, disconnect the charger from the mains and from the battery.

Only charge battery between 10 – 45 °C.
After heavy duty service allow battery to cool down first.

Maintenance and storage



RISK OF INJURY!

Do not touch blades.

→ **When finishing or interrupting work push up protection cover.**

Keep all nuts, bolts and screws secure to be sure the product is in safe working condition.

The product must not be stored over 35 °C or under direct exposure to sunlight.

Do not store the unit in places with static electricity.

2. INSTALLATION

Initial Operation [Fig. I1]:



DANGER! Risk of injury!

Cut injury when the product starts accidentally.

→ **Before you initially operate the product, make sure that the protective cover ① is slid over the blade ②.**



CAUTION!

Incorrect mains voltage damages batteries and the battery charger.

→ **Ensure the correct mains voltage.**

To charge the battery [Fig. I2]:

The battery should be fully charged before using for the first time. Charging time (see 7. TECHNICAL DATA).

The lithium-ion battery can be re-charged in any state of charge, and the charging process can be interrupted at any time without damaging the battery (no memory effect).

The product cannot be started during charging.

1. Connect charging cable ③ to the jack ④ of the Battery Shear.

2. Connect battery charger ⑤ to an electrical socket.

During charging, the jack ④ flashes green.

The battery is charged.

When the jack ④ lights up green, the battery is fully charged.

Check the charge status regularly while charging.

3. First pull the charging cable ③ out of the jack ④ and then unplug the battery charger from the electrical socket.

When there is a sharp fall in the power of the battery, the product switches off and the battery needs to be charged.

3. OPERATION

To start the Shrub Shear [Fig. O1/I1]:



DANGER! Risk of injury!

Risk of injury if the product does not stop when you release the start button.

→ Do not bypass the safety devices or switches. For example do not attach the starting lock-out ⑥ or start button ⑦ to the handle.

To start:

The product is fitted with a starting lock-out ⑥ to prevent the product from being turned on by accident.

1. Clear the area to be cut of stones and other solid objects.
2. Remove the protective cover ① from the blade ②.
3. Push the starting lock-out ⑥ forwards and push the start button ⑦.
The product will start.
4. Release the starting lock-out ⑥.

To stop:

1. Release the start button ⑦.
2. Slide the protective cover ① over the blade ②.

4. MAINTENANCE



DANGER! Risk of injury!

Cut injury when the product starts accidentally.

→ Before you maintain the product, make sure that the protective cover ① is slid over the blade ② [Fig. I1].

To clean the Shrub Shear [Fig. I1]:



DANGER! Electric shock!

Risk of injury and risk of damage to the product.

- Do not clean the product with water or with a water jet (in particular high-pressure water jet).
- Do not clean with chemicals including petrol or solvents. Some can destroy critical plastic parts.

To increase operating time, the product should be cleaned and sprayed after each use.

1. Clean the product with a damp cloth.
2. Lubricate the blade ② with a low viscosity oil (e.g. GARDENA spray-oil Art. 2366). Avoid contact with the plastic parts.

5. STORAGE

To put into storage [Fig. I1]:

The product must be stored away from children.

1. Charge the battery. This increases the life of the battery.
2. Clean the product (see 4. MAINTENANCE) and slide the protective cover ① over the blade ②.
3. Stow the product in a dry area where it has protection from frost.

Disposal:

(in accordance with RL2012/19/EC)

The product must not be disposed of to normal household waste. It must be disposed of in line with local environmental regulations.



The GARDENA battery contains lithium-ion cells that should not be disposed of with normal household waste at the end of its life.



IMPORTANT!

Dispose of the product through or via your municipal recycling collection centre.

[Fig. S1]:

1. Discharge lithium-ion cells ⑧ completely.
2. Remove lithium-ion cells ⑧ from the product.
3. Dispose of lithium-ion cells ⑧ properly.

6. TROUBLESHOOTING



DANGER! Risk of injury!

Cut injury when the product starts accidentally.

- **Before you troubleshoot the product, make sure that the protective cover ① is slid over the blade ② [Fig. I1].**

To change the blade [Fig. T1]:

Only an original GARDENA blade is allowed to be used. A new blade can be ordered by the GARDENA Service.

1. Push the button ⑨ and slide the lid ⑩ downwards.
2. Remove the blade ②.

3. If necessary clean the transmission chamber and lubricate the excentric drive ⑪ with some acid-free grease (Vaseline).
4. Turn the excentric drive ⑪ downwards.
5. Pull the crank ⑫ on the back side of the blade ② downwards.
6. Slide the ring ⑬ in the middle of the crank ⑫.
7. Place the new blade ② on the motor unit in such a way that the excentric drive ⑪ is inserted in the ring ⑬ of the crank ⑫.
8. Slide the lid ⑩ upwards until it makes a click.

Problem	Possible Cause	Remedy
The jack flashes red while charging	Allowed battery temperature was exceeded.	→ Let the battery cool down. Restart the charging.
Runtime too low	Blade soiled.	→ Clean and lubricate scissor blade in accordance with the maintenance instructions.
Product does not cut cleanly	Blade blunt or damaged.	→ Change the blade (see To change the blade).

**NOTE:**

For any other malfunctions please contact the GARDENA service department. Repairs must only be done by GARDENA service departments or specialist dealers approved by GARDENA.

7. TECHNICAL DATA

<i>Shrub Shear</i>	Unit	Value AccuCut Li (Art. 9851)
Battery capacity	Ah	2.15
Battery charging time (80% / 100%) (approx.)	hrs.	3.5 / 4.5
Battery charger		
Mains voltage / Mains frequency	V / Hz	100 – 240 / 50 – 60
Rated output current	mA	500
Max. output voltage	V (DC)	5.5
Length of blade	cm	12
Weight (approx.)	g	620
Sound pressure level $L_{PA}^{1)}$ Uncertainty k_{PA}	dB (A)	66 2.5

<i>Shrub Shear</i>	Unit	Value AccuCut Li (Art. 9851)
Sound power level $L_{WA}^{2)}$ measured/guaranteed	dB (A)	77 / 80
Hand/arm vibration $a_{vhw}^{1)}$ Uncertainty k_a	m/s ²	< 2.5 1.5

Measuring process complying with: ¹⁾ DIN EN 60745-2-15 ²⁾ RL 2000/14/EC



NOTE: The stated vibration emission value has been measured according to a standardized test procedure and can be used for comparison of one electric power tool with another. It can also be used for preliminary evaluation of exposure. The vibration emission value can vary during actual use of the electric power tool.

8. SERVICE/WARRANTY

Service:

Please contact the address on the back page.

Warranty:

In the event of a warranty claim, no charge is levied to you for the services provided.

GARDENA Manufacturing GmbH offers a 2-year warranty for this product (from the date of purchase) if the product has been used exclusively for private purposes. This manufacturer's warranty does not apply to used products purchased from a secondary market. This warranty includes all significant defects of the product that can be proved to be material or manufacturing faults. This warranty is fulfilled by supplying a fully functional replacement product or by repairing the faulty product sent to us free of charge; we reserve the right to choose between these options. This service is subject to the following provisions:

- The product was used for its intended purpose as per the recommendations in the operating instructions.

- Neither the purchaser nor a third party has attempted to repair the product.
- Only original GARDENA spare and wear parts were used.

Normal wear and tear of parts and components, optical changes, as well as wear parts and consumables, are excluded from the warranty.

This manufacturer's warranty does not affect warranty entitlements against the dealer/retailer.

If problems arise with this product, please contact our Service department. In the event of a warranty claim, please send the defective product together with a copy of the purchase receipt and a description of the defect, sufficiently stamped, to the GARDENA service address on the back page.

Consumables:

The blade and excentric drive are consumables and are not included in the warranty.

DE Produkthaftung

Wir weisen ausdrücklich darauf hin, dass wir in Übereinstimmung mit dem Produkthaftungsgesetz nicht für Schäden haften, die durch unsere Produkte entstehen, wenn diese unsachgemäß und nicht durch einen von uns autorisierten Servicepartner repariert wurden oder wenn keine Original GARDENA Teile oder von uns zugelassene Teile verwendet wurden.

EN Product liability

In accordance with the German Product Liability Act, we hereby expressly declare that we accept no liability for damage incurred from our products where said products have not been properly repaired by a GARDENA-approved service partner or where original GARDENA parts or parts authorised by GARDENA were not used.

FR Responsabilité

Conformément à la loi relative à la responsabilité du fait des produits défectueux, nous déclarons expressément par la présente que nous déclinons toute responsabilité pour les dommages résultant de nos produits, si lesdits produits n'ont pas été correctement réparés par un partenaire d'entretien agréé GARDENA ou si des pièces d'origine GARDENA ou des pièces agréées GARDENA n'ont pas été utilisées.

NL Productaansprakelijkheid

Conform de Duitse wet inzake productaansprakelijkheid verklaren wij hierbij uitdrukkelijk dat wij geen aansprakelijkheid aanvaarden voor schade ontstaan uit onze producten waarbij deze producten niet zijn gerepareerd door een GARDENA-erkende servicepartner of waarbij geen originele GARDENA-onderdelen of onderdelen die door GARDENA zijn goedgekeurd zijn gebruikt.

SV Produktansvar

I enlighet med tyska produktansvarslagar förklarar vi härmed uttryckligen att vi inte åtar oss något ansvar för skador som orsakas av våra produkter där produkterna inte har genomgått korrekt reparation från en GARDENA-godkänd servicepartner eller där originaldelar från GARDENA eller delar godkända av GARDENA inte använts.

DA Produktansvar

I overensstemmelse med den tyske produktansvarslov erklærer vi hermed udtrykkeligt, at vi ikke påtager os noget ansvar for skader på vores produkter, hvis de pågældende produkter ikke er blevet repareret korrekt af en GARDENA-godkendt servicepartner, eller hvor der ikke er brugt originale GARDENA-reservedele eller godkendte reservedele fra GARDENA.

FI Tuotevastuu

Saksan tuotevastuulain mukaisesti emme ole vastuussa laitteiden vaurioista, jos korjauksia ei ole tehnyt GARDENAn hyväksymä huoltoliike tai jos niiden syytä on muiden kuin alkuperäisten GARDENA-varaosien tai GARDENAn hyväksymien varaosien käyttö.

IT Responsabilità del prodotto

In conformità con la Legge tedesca sulla responsabilità del prodotto, con la presente dichiariamo espressamente che decliniamo qualsiasi responsabilità per danni causati dai nostri prodotti qualora non siano stati correttamente riparati presso un partner di assistenza approvato GARDENA o laddove non siano stati utilizzati ricambi originali o autorizzati GARDENA.

ES Responsabilidad sobre el producto

De acuerdo con la Ley de responsabilidad sobre productos alemana, por la presente declaramos expresamente que no aceptamos ningún tipo de responsabilidad por los daños ocasionados por nuestros productos si dichos productos no han sido reparados por un socio de mantenimiento aprobado por GARDENA o si no se han utilizado piezas originales GARDENA o piezas autorizadas por GARDENA.

PT Responsabilidade pelo produto

De acordo com a lei alemã de responsabilidade pelo produto, declaramos que não nos responsabilizamos por danos causados pelos nossos produtos, caso os tais produtos não tenham sido devidamente reparados por um parceiro de assistência GARDENA aprovado ou se não tiverem sido utilizadas peças GARDENA originais ou peças autorizadas pela GARDENA.

PL Odpowiedzialność za produkt

Zgodnie z niemiecką ustawą o odpowiedzialności za produkt, niniejszym wyraźnie oświadczamy, że nie ponosimy żadnej odpowiedzialności za szkody poniesione na skutek użytkowania naszych produktów, w przypadku gdy naprawa tych produktów nie była odpowiednio przeprowadzana przez zatwierzonego przez firmę GARDENA partnera serwisowego lub nie stosowano oryginalnych części GARDENA albo części autoryzowanych przez tę firmę.

HU Termékszavatosság

A németországi termékszavatossági törvénnyel összhangban ezennel nyomatékosan kijelentjük, hogy nem vállalunk felelősséget a termékeinkben keletkezett olyan károkért, amelyek valamely GARDENA által jóváhagyott szervizpartner által nem megfelelően végzett javításból adódtak, vagy amely során nem eredeti GARDENA alkatrészeket vagy a GARDENA által jóváhagyott alkatrészeket használtak fel.

CS Odpovědnost za výrobek

V souladu s německým zákonem o odpovědnosti za výrobek tímto výslovně prohlašujeme, že nepřijímáme žádnou odpovědnost za poškození vzniklá na našich výrobcích, kdy zmíněné výrobky nebyly řádně opraveny schváleným servisním partnerem GARDENA nebo kdy nebyly použity originální náhradní díly GARDENA nebo náhradní díly autorizované společností GARDENA.

DE EU-Konformitätserklärung

Der Unterzeichner, GARDENA Germany AB, PO Box 7454, S-103 92 Stockholm, Schweden, bescheinigt hiermit, dass die nachstehend aufgeführten Geräte bei Verlassen des Werks die harmonisierten EU-Leitlinien, EU-Normen für Sicherheit und besondere Normen erfüllen. Dieses Zertifikat verliert seine Gültigkeit, wenn die Geräte ohne unsere Genehmigung verändert werden.

EN EC Declaration of Conformity

The undersigned, GARDENA Germany AB, PO Box 7454, S-103 92 Stockholm, Sweden, hereby certifies that, when leaving our factory, the units indicated below are in accordance with the harmonised EU guidelines, EU standards of safety and product specific standards. This certificate becomes void if the units are modified without our approval.

FR Déclaration de conformité CE

Le constructeur, soussigné : GARDENA Germany AB, PO Box 7454, S-103 92 Stockholm, Suède, déclare qu'à la sortie de ses usines le matériel neuf désigné ci-dessous était conforme aux prescriptions des directives européennes énoncées ci-après et conforme aux règles de sécurité et autres règles qui lui sont applicables dans le cadre de l'Union européenne. Toute modification apportée à cet appareil sans notre accord annule la validité de ce certificat.

NL EG-conformiteitsverklaring

De ondergetekende, GARDENA Germany AB, PO Box 7454, S-103 92 Stockholm, Zweden, verklaart hierbij dat de producten die hieronder staan vermeld, wanneer ze onze fabriek verlaten, in overeenstemming zijn met de geharmoniseerde Europese richtlijnen, EU-normen voor veiligheid en productspecifieke normen. Dit certificaat vervalt als de producten worden aangepast zonder onze toestemming.

SV EG-försäkran om överensstämmelse

Undertecknad firma GARDENA Germany AB, PO Box 7454, S-103 92 Stockholm, Sverige, intygar härmed att nedan nämnda produkter, när de lämnar vår fabrik, överensstämmer med EU:s riktlinjer, EU:s säkerhetsstandarder och produktspecifika standarder. Detta intyg skall ogiltigförklaras om produkten ändras utan vårt godkännande.

DA EU-overensstemmelseserklæring

Undertegnede, GARDENA Germany AB, PO Box 7454, S-103 92 Stockholm, Sverige erklærer hermed, at nedenfor anførte enheder er i overensstemmelse med de harmoniserede EU-retningslinjer, EU-standarder for sikkerhed og produktspecifikke standarder, når de forlader fabrikken. Denne erklæring ugyldiggøres, hvis enhederne ændres uden vores godkendelse.

FI EY-vaatimustenmukaisuusvakuutus

GARDENA Germany AB, PO Box 7454, S-103 92 Stockholm, Ruotsi, vakuuttaa täten, että alla mainitut laitteet ovat tehtaalta lähtiessään yhdenmukaistettujen EU-säännösten, EU:n turvastandardien ja tuotekohtaisten standardien mukaisia. Tämä vakuutus mitätöityy, jos laitteita muokataan ilman hyväksyntäämme.

IT Dichiarazione di conformità CE

La sottoscritta GARDENA Germany AB, PO Box 7454, S-103 92 Stockholm, Svezia, certifica che il prodotto qui di seguito indicato, nei modelli da noi commercializzati, è conforme alle direttive armonizzate UE nonché agli standard di sicurezza UE e agli standard specifici di prodotto. Qualunque modifica apportata al prodotto senza nostra specifica autorizzazione invalida la presente dichiarazione.

ES Declaración de conformidad CE

El abajo firmante, GARDENA Germany AB, PO Box 7454, S-103 92 Stockholm, Suecia, certifica por la presente que, cuando salen de la fábrica, las unidades indicadas a continuación cumplen las normas de armonización de la UE, las normas de la UE sobre seguridad y las normas específicas del producto. Este certificado quedará sin efecto si se modifican las unidades sin nuestra autorización.

PT Declaração de conformidade CE

O abaixo-assinado, GARDENA Germany AB, PO Box 7454, S-103 92 Stockholm, Suécia, certifica por este meio que, ao sair da nossa fábrica, as unidades indicadas acima estão em conformidade com as diretrizes uniformizadas da UE, os padrões de segurança da UE e os padrões específicos do produto. Este certificado deixa de ser válido se as unidades forem modificadas sem a nossa aprovação.

PL Deklaracja zgodności WE

Niżej podpisany przedstawiciel firmy GARDENA Germany AB, PO Box 7454, S-103 92 Stockholm, Szwecja, niniejszym oświadczam, że podane poniżej wyroby opuszczające fabrykę są zgodne ze zharmonizowanymi normami UE oraz z obowiązującymi w UE przepisami bezpieczeństwa i normami dotyczącymi danego produktu. Modyfikacja wyrobów bez naszej zgody powoduje unieważnienie niniejszego certyfikatu.

HU EK megfeleléségi nyilatkozat

Alulírott GARDENA Germany AB, PO Box 7454, S-103 92 Stockholm, Svédország ezzel tanúsítja, hogy az alábbiakban leírt egységek a gyár elhagyásakor megfeleltek a harmonizált uniós előírásoknak és biztonsági és termékspecifikus szabványoknak. Ez a tanúsítvány érvényét veszti, ha az egységeket jóváhagyásunk nélkül átalakítják.

CS Prohlášení o shodě ES

Niže uvedená společnost GARDENA Germany AB, PO Box 7454, S-103 92 Stockholm, Švédsko, tímto potvrzuje, že při opuštění naší továrny jsou jednotky uvedené níže v souladu s harmonizovanými pokyny EU, standardy EU ohledně bezpečnosti a specifickými produktovými standardy. Tento certifikát pozbývá platnosti, pokud dojde k úpravě jednotek bez našeho schválení.

<p>Produktbezeichnung: Description of the product: Désignation du produit : Beschrijving van het product: Beskrivning av produkten: Beskrivelse af produktet: Tuotteen kuvaus: Descrizione del prodotto: Descripción del producto: Descrição do produto: Opis produktu: A termék leírása: Popis výrobku:</p>	<p>Strauchschere Shrub Shear Taille-buisson Buxusschaar Häcksax Busktrimmer Viimeistelyleikkuri Forbici rifiliasiepi Tijeras recortasetos Tesoura para arbustos Nóż do krzewów Bokornyíró olló Nůžky na keře</p>	<p>Schall-Leistungspegel: Noise level: Puissance acoustique : Geluidsniveau: Ljudnivá: Lydtryksniveau: Melun tehotaso: Livello rumorosità: Nível sonoro: Nível de ruído: Poziom natężenia dźwięku: Zajteljesítmény szint: Hluková hladina výkonu:</p> <p>gemessen/garantiert measured/guaranteed mesurée/garantie gemeten/gegarandeerd uppmätt/garanerat afmält/garanti mitattu/taattu testato/garantito medido/garantizado medido/garantido zmierzono/gwarantowane mért/garantált naměřeno/garantováno</p>
<p>Produkttyp: Product type: Type de produit: Producttype: Produkttyp: Produkttype: Tuotetyyppi: Tipo di prodotto: Tipo de producto: Tipo de produto: Typ produktu: Terméktípus: Druh výrobku:</p>	<p>Artikelnummer: Article number: Référéncce : Artikelnummer: Artikelnummer: Artikelnummer: Tuotenumero: Codice articolo: Referencia: Número de referéncia: Numer katalogowy: Cikkszámok: Objednací číslo:</p>	<p>77 dB (A)/80 dB (A)</p> <p>EU-Richtlinien: EC-Directives: Directives CE : EG-richtlijnen: EU-direktiv: EF-direktiver: EY-direktivit: Direttive UE: Directiva CE: Diretivas CE: Dyrektwy WE: EK-irányelvek: Předpisy ES:</p> <p>2006/42/EG 2014/30/EG 2011/65/EG 2000/14/EG</p> <p>Ladegerät / Battery charger: 2014/35/EG</p>
<p>AccuCut Li</p>	<p>9851</p>	

Harmonisierte EN-Normen / Harmonised EN:

EN ISO 12100
EN 60745-1
EN 60745-2-15

Ladegerät/ Battery charger:
EN 60335-1
EN 60335-2-29

Batterie/ Battery:
IEC 62133

Hinterlegte Dokumentation:
GARDENA
Technische Dokumentation,
M. Kugler, 89079 Ulm

Deposited Documentation:
GARDENA
Technical Documentation,
M. Kugler, 89079 Ulm

Documentation déposée:
Documentation technique
GARDENA,
M. Kugler, 89079 Ulm

Konformitätsbewertungs-
verfahren:
Nach 2000/14/EG
Art. 14 Anhang V

Conformity Assessment
according to:
2000/14/EC Procedure:
art. 14 Annex V

Procédure d'évaluation
de la conformité:
Selon 2000 /14 /CE
art. 14 Annexe V

Ulm, den 15.05.2017
Ulm, 15.05.2017
Fait à Ulm, le 15.05.2017
Ulm, 15-05-2017
Ulm, 2017.05.15.
Ulm, 15.05.2017
Ulmissa, 15.05.2017
Ulm, 15.05.2017
Ulm, 15.05.2017
Ulm, 15.05.2017
Ulm, dnia 15.05.2017
Ulm, 15.05.2017
Ulm, 15.05.2017

Der Bevollmächtigte
Authorized representative:
Le mandataire
De gevolmachtigde
Auktoriserad representant
Autoriseret representant
Valtuutettu edustaja
Persona delegata
La persona autorizada
O representante
Pelnomocnik
Meghatalmazott
Zplnomocněnec

Anbringungsjaar der CE-Kennzeichnung:
Year of CE marking:
Année d'apposition du marquage CE :
Installatiejaar van de CE-aanduiding:
Märkningsår:
CE-Mærkningsår:
CE-merkin kiinnitysvuosi:
Anno di applicazione della certificazione CE:
Colocación del distintivo CE:
Ano de marcação pela CE:
Rok nadania oznakowania CE:
CE-jelzés elhelyezésének éve:
Rok umístění značky CE:

2015



Reinhard Pompe
Vice President

Deutschland / Germany

GARDENA Manufacturing GmbH
Central Service
Hans-Lorenser-Straße 40
D-89079 Ulm
Produktfragen:
(+49) 731 490-123
Reparaturen:
(+49) 731 490-290
service@gardena.com

Albania

COBALT Sh.p.k.
Rr. Siri Kodra
1000 Tirana

Argentina

Husqvarna Argentina S.A.
Av.del Libertador 5954 –
Piso 11 – Torre B
(C1428ARP) Buenos Aires
Phone: (+54) 11 5194 5000
info.gardena@ar.husqvarna.com

Armenia

Garden Land Ltd.
61 Tigran Mets
0005 Yerevan

Australia

Husqvarna Australia Pty. Ltd.
Locked Bag 5
Central Coast BC
NSW 2252
Phone: (+ 61) (0) 2 4352 7400
customer.service@husqvarna.com.au

Austria / Österreich

Husqvarna Austria GmbH
Industriezeile 36
4010 Linz
Tel. : (+43) 732 77 01 01-485
service.gardena@
husqvarnagroup.com

Azerbaijan

Firm Progress
a. Aliyev Str. 26A
1052 Baku

Belgium

Husqvarna België nv/sa
Gardena Division
Rue Egide Van Ophem 111
1180 Uccle / Ukkel
Tel.: (+32) 2 720 92 12
Mail: info@gardena.be

Bosnia / Herzegovina

SILK TRADE d.o.o.
Industrijska zona Bukva bb
74260 Tešanj

Brazil

Husqvarna do Brasil Ltda
Av. Francisco Matarazzo,
1400 – 19ª andar
São Paulo – SP
CEP: 05001-903
Tel: 0800-112252
marketing.br.husqvarna@
husqvarna.com.br

Bulgaria

AGROLAND България АД
бул. 8 Декември, № 13
Офис 5
1700 Студентски град
София
Tel.: (+359) 2466 6910
info@agroland.eu

Canada / USA

GARDENA Canada Ltd.
100 Summerlea Road
Brampton, Ontario L6T 4X3
Phone: (+1) 905 792 93 30
info@gardenacanada.com

Chile

Maquinarias Agroforestales
Ltda. (Maga Ltda.)
Santiago, Chile
Avda. Chesterton
8355 comuna Las Condes
Phone: (+56) 2 202 4417
Dalton@maga.cl
Zipcode: 7560330

China

Husqvarna (Shanghai)
Management Co., Ltd.
富世华 (上海) 管理有限公司
3F, Benq Square B,
No.207, Song Hong Rd.,
Chang Ning District,
Shanghai, PRC. 200335
上海市长宁区淞虹路207号明
基广场B座3楼, 邮编: 200335

Colombia

Husqvarna Colombia S.A.
Calle 18 No. 68 D-31, zona
Industrial de Montevideo
Bogotá, Cundinamarca
Tel. 571 2922700 ext. 105
jairo.salazar@husqvarna.com.co

Costa Rica

Compania Exim
Euroberoamericana S.A.
Los Colegios, Moravia,
200 metros al Sur del Colegio
Saint Francis – San José
Phone: (+506) 297 68 83
exim_euro@racsa.co.cr

Croatia

Husqvarna Austria GmbH
Industriezeile 36
4010 Linz
Tel. : (+43) 732 77 01 01-485
service.gardena@
husqvarnagroup.com

Cyprus

Med Marketing
17 Digeni Akrita Ave
P.O. Box 27017
1641 Nicosia

Czech Republic

Husqvarna Česko s.r.o.
Türkova 2319/5b
149 00 Praha 4 – Chodov
Bezplatná infolinie :
800 100 425
servis@cz.husqvarna.com

Denmark

GARDENA DANMARK
Lejrevej 19, st.
3500 Værløse
Tlf.: (+45) 70 26 47 70
husqvarna@husqvarna.dk
www.gardena.com / dk

Dominican Republic

BOSQUESA, S.R.L
Carretera Santiago Licey
Km. 5 ½
Esquina Copal II.
Santiago
Dominican Republic
Phone: (+809) 736-0333
joserbosquesa@claro.net.do

Ecuador

Husqvarna Ecuador S.A.
Arupos E1-181 y 10 de
Agosto Quito, Pichincha
Tel. (+593) 22800739
francisco.jacome@
husqvarna.com.ec

Estonia

Husqvarna Eesti OÜ
Valdeku 132
EE-11216 Tallinn
info@gardena.ee

Finland

Oy Husqvarna Ab
Gardena Division
Lautatarhankatu 8 B / PL 3
00581 HELSINKI
www.gardena.fi

France

Husqvarna France
9/11 Allée des pierres mayettes
92635 Gennevilliers Cedex
France
http : //www.gardena.com/ fr
N° AZUR: 0 810 00 78 23
(Prix d'un appel local)

Georgia

Transporter LLC
8/57 Beliashevili street
0159 Tbilisi, Georgia
Phone: (+995) 322 14 71 71

Great Britain

Husqvarna UK Ltd
Preston Road
Aycliffe Industrial Park
Newton Aycliffe
County Durham
DL5 6UP
info.gardena@husqvarna.co.uk

Greece

Π.ΠΑΠΑΔΟΠΟΥΛΟΣ ΑΕΒΕ
Λεωφ. Αθηνών 92
Αθήνα
T.K.104 42
Ελλάδα
Τηλ. (+30) 210 5193 100
info@papadopoulos.com.gr

Hungary

Husqvarna Magyarország Kft.
Ezred u. 1-3
1044 Budapest
Telefon: (+36) 1 251-4161
vezoszolgalat.husqvarna@
husqvarna.hu

Iceland

Ó. Johnson & Kaaber
Tunguhalsi 1
110 Reykjavik
ooj@oijk.is

Ireland

Husqvarna UK Ltd
Preston Road
Aycliffe Industrial Park
Newton Aycliffe
County Durham
DL5 6UP
info.gardena@husqvarna.co.uk

Italy

Husqvärna Italia S.p.A.
Via Santa Vecchia 15
23868 VALMADRERA (LC)
Phone: (+39) 0341.203.111
assistenza.italia@it.husqvärna.com

Japan

KAKUICHI Co. Ltd.
Sumitomo Realty &
Development Kojimachi
BLDG. 8F
5-1 Nibanncyo
Chiyoda-ku
Tokyo 102-0084
Phone: (+81) 33 264 4721
m_ishihara@kaku-ichi.co.jp

Kazakhstan

LAMED Ltd.
155/1, Tazhibayevoi Str.
050060 Almaty
IP Schmidt
Abayavenue 3B
110 005 Kostanay

Korea

Kyung Jin Trading CO.,LTD.
107-4, SunDuk Bld.,
YangJae-dong,
Seocho-gu,
Seoul, (zipcode: 137-891)
Phone: (+82) (0)2 574-6300

Kyrgyzstan

Alye Maki
av. Moladaya Guardir J 3
720014
Bishkek

Latvia

Husqvärna Latvija SIA
Ulbrokas 19A
LV-1021 Rīga
info@gardena.lv

Lithuania

UAB Husqvärna Lietuva
Ateities pl. 77C
LT-52104 Kaunas
info@gardena.lt

Luxembourg

Magasins Jules Neuberg
39, rue Jacques Stas
Luxembourg-Gasperich 2549
Case Postale No. 12
Luxembourg 2010
Phone: (+352) 40 14 01
api@neuberg.lu

Mexico

AFOSA
Av. Lopez Mateos Sur # 5019
Col. La Calma 45070
Zapopan, Jalisco, Mexico
Phone: (+52) 33 3818-3434
icornejo@afosa.com.mx

Moldova

Convel S.R.L.
290A Muncesti Str.
2002 Chisinau

Netherlands

Husqvärna Nederland B.V.
GARDENA Division
Postbus 50131
1305 AC ALMERE
Phone: (+31) 36 521 00 10
info@gardena.nl

Neth. Antilles

Jonka Enterprises N.V.
Sta. Rosa Weg 196
P.O. Box 8200
Curaçao
Phone: (+599) 9 767 66 55
pgm@jonka.com

New Zealand

Husqvärna New Zealand Ltd.
PO Box 76-437
Manukau City 2241
Phone: (+64) (0) 9 9202410
support.nz@husqvärna.co.nz

Norway

Husqvärna Norge AS
Gardena Division
Trøskemveien 36
1708 Sarpsborg
info@gardena.no

Peru

Husqvärna Perú S.A.
Jr. Ramón Cárcamo 710
Lima 1
Tel: (+51) 1 3320400 ext. 416
juan.remuzgo@husqvärna.com

Poland

Husqvärna
Poland Spółka z o.o.
ul. Wysockiego 15 b
03-371 Warszawa
Phone: (+48) 22 330 96 00
gardena@husqvärna.com.pl

Portugal

Husqvärna Portugal, SA
Lagoa - Albarraque
2635 - 595 Rio de Mouro
Tel.: (+351) 21 922 85 30
Fax : (+351) 21 922 85 36
info@gardena.pt

Romania

Madex International Srl
Soseaua Odaii 117-123,
RO 013603 București, S1
Phone: (+40) 21 352.76.03
madex@ines.ro

Russia / Россия

ООО „Хускварна“
141400, Московская обл.,
г. Химки,
улица Ленинградская,
владение 39, стр.6
Бизнес Центр
„Химки Бизнес Парк“,
помещение OB02_04
http://www.gardena.ru

Serbia

Domel d.o.o.
Autoput za Novi Sad bb
11273 Belgrade
Phone: (+381) 1 18 48 88 12
miroslav.jejina@domel.rs

Singapore

Hy-Ray PRIVATE LIMITED
40 Jalan Pemimpin
#02-08 Tat Ann Building
Singapore 577185
Phone: (+65) 6253 2277
shiyang@hyray.com.sg

Slovak Republic

Husqvärna Česko s.r.o.
Türkova 2319/5b
149 00 Praha 4 – Chodov
Bezplatná infolinka:
800 154 044
servis@sk.husqvärna.com

Slovenia

Husqvärna Austria GmbH
Industriezeile 36
4010 Linz
Tel. : (+43) 732 77 01 01-485
service.gardena@
husqvärnagroup.com

South Africa

Husqvärna
South Africa (Pty) Ltd
Postnet Suite 250
Private Bag X6,
Cascades, 3202
South Africa
Phone: (+27) 33 846 9700
info@gardena.co.za

Spain

Husqvärna España S.A.
Calle de Rivas nº 10
28052 Madrid
Phone: (+34) 91 708 05 00
atencioncliente@gardena.es

Suriname

Agrofix n.v.
Verlengde Hogestraat #22
Phone: (+597) 472426
agrofix@sr.net
Pobox : 2006
Paramaribo
Suriname – South America

Sweden

Husqvärna AB
Gardena Division
S-561 82 Huskvarna
gardenaorder@husqvärna.se

Switzerland / Schweiz

Husqvärna Schweiz AG
Consumer Products
Industriestrasse 10
5506 Mägenwil
Phone: (+41) (0) 62 887 37 90
info@gardena.ch

Turkey

Dost Bahçe Diş Ticaret
Mümessilik A.Ş
Yunus Mah. Adil Sok. No: 3
İc Kapi No: 1 Kartal
34873 İstanbul
Phone: (+90) 216 38 93 939
info@dostbahce.com.tr

Ukraine / Україна

ТОВ «Хускварна Україна»
вул. Васильківська, 34,
офіс 204-г
03022, м. Київ
Тел. (+38) 044 498 39 02
info@gardena.ua

Uruguay

FELI SA
Entre Rios 1083 CP 11800
Montevideo – Uruguay
Tel : (+598) 22 03 18 44
info@felisa.com.uy

Venezuela

Corporación Casa y Jardín C.A.
Av. Caroní, Edif. Trezmen, PB.
Colinas de Bello Monte.
1050 Caracas.
Tlf : (+58) 212 992 33 22
info@casayjardin.net.ve

9851-20.960.04/1218
© GARDENA Manufacturing GmbH
D-89070 Ulm
http://www.gardena.com