


5500/3 Art. 1461



6000/4 Art. 1468

D Betriebsanleitung
Tauch-Druckpumpe

GB Operating Instructions
Submersible Pressure Pump

F Mode d'emploi
Pompe immergée pour arrosage

NL Gebruiksaanwijzing
Dompel-drukkopvoerpomp

S Bruksanvisning
Dränkbar tryckpump

DK Brugsanvisning
Dyk- / trykpumpe

FI Käyttöohje
Uppopainepumppu

N Bruksanvisning
Nedsenkbar trykkpumpe

I Istruzioni per l'uso
Pompa sommersa a pressione

E Instrucciones de empleo
Bomba sumergible a presión

P Manual de instruções
Bomba submersível de pressão

PL Instrukcja eksploatacji
Pompa zanurzeniowo-ciśnieniowa

H Üzemeltetési utasítás
Merülő-nyomószivattyú

CZ Návod k obsluze
Ponorné tlakové čerpadlo

SK Návod na obsluhu
Ponorné tlakové čerpadlo

GR Οδηγία χρήσης
Βυθιζόμενη αντλία πίεσης

RUS Инструкция по эксплуатации
Насос погружной высокого давления

SLO Navodilo za uporabo
Potopna tlačna črpalka

HR Upute za uporabu
Potopna tlačna pumpa

UA Інструкція з експлуатації
Насос заглибний високого тиску

RO Instrucțiuni de utilizare
Pompă submersibilă de presiune

TR Kullanma Kılavuzu
Dalgiç pompa

BG Инструкция за експлоатация
Потопяема дълбочинна помпа

EST Kasutusjuhend
Uputatav pump

LT Naudojimosi instrukcija
Panardinami slėginiai siurbLIAI

LV Lietošanas instrukcija
Legremdējams spiediēnsūkņis

GARDENA Submersible Pressure Pump 5500/3; 6000/4



Translation of the original German operating instructions.

Please read the operating instructions carefully and observe the notes given. Use the instructions to familiarise yourself with the submersible pressure pump, its correct use, and the notes on safety.



Never operate the product when you are tired, ill or under the influence of alcohol, drugs or medicine.

This product may be used under supervision, or if instruction regarding the safe use of the product has been provided and the resulting dangers have been understood, by children aged 8 and above, as well as by persons with physical, sensory or mental disabilities or a lack of experience and knowledge. Children must not be allowed to play with the product. Cleaning and user maintenance must not be performed by children without supervision. The use of this product by young people under the age of 16 is not recommended.

→ Keep these operating instructions in a safe place.

Contents:

1. Area of application of your GARDENA Submersible Pressure Pump	10
2. Safety instructions	11
3. Initial Operation	12
4. Operation	13
5. Storage	13
6. Maintenance	14
7. Troubleshooting	14
8. Technical Data	15
9. Available accessories	15
10. Service/Warranty	16

1. Area of application of your GARDENA Submersible Pressure Pump

Purpose:

The GARDENA Submersible Pressure Pump is intended for the private use in house and hobby gardens. It is intended for draining water from fountains, cisterns and other water reservoirs or for operating irrigation equipment and systems.

Liquids to be pumped:

The GARDENA Submersible Pressure Pump must only be used to pump clear, fresh water.

The pump is watertight and is submerged in water (for max. submersion depth, see 8. Technical specifications).

The pump is equipped with an integrated check valve, which prevents automatic drainage of the pressure hose when the pump is shut down.

Please note:



Salt water, contaminated water, corrosive, easily flammable, or explosive substances (for example gasoline, petroleum, cellulose thinner), oil, heating oil, and foodstuffs may not be conveyed. The water temperature may not exceed 35° C.

2. Safety instructions

Electrical Safety:



DANGER! Electric shock!

With a cut off mains plug, moisture can get into electrical parts via the mains cable and cause a short circuit.

- **Never cut the mains plug off (e.g. to feed through wall).**
- **Don't use the power cable for plugging off.**



DANGER! Electric shock!

A damaged pump must not be used.

- In case of damage, please have the pump checked by our GARDENA Service Centre.
- Before operating the pump, first make a visual check, if there is any damage of the pump (esp. regarding power cable and plug).
- If the supply cord is damaged, it must be replaced by the manufacturer, its service agent or similarly qualified persons in order to avoid a hazard.

According to DIN VDE (German Electrical Engineers' Association) 0100, submersible pressure pumps may only be used in swimming pools, garden ponds, and fountains if the pump is operated via a residual-current device with a residual-current rating of ≤ 30 mA. The pump must not be operated when there are persons in the swimming pool or garden pond.

For safety reasons we recommend that you always operate the submersible pressure pump via a residual-current device (DIN VDE 0100-702 and 0100-738).

- Please contact your electrician.

The cable length must be at least 10m.

The power cable of the Submersible Pressure Pump must be connected to a socket which is positioned at a height of 1.10m (measured from ground). Take care that the power cable leads downwards.

Data indicated on the type plate must match technical data of the mains supply.

Only use extension cables authorised in accordance with HD 516.

- Consult your qualified electrician.
- Take care that the electrical connections are made within dry area, protected from flooding.
- Keep mains plug dry.

Protect plug and power cable from heat, oil and sharp edges.

The power cable must not be used for mounting or relocating the pump. For submerging or lifting/securing the pump, please use the fastening rope.

In Austria:

In Austria, according to ÖVE B/EN 60 555 part 1 to 3, pumps which are used in swimming pools and garden ponds, and equipped with firm power cable should be fed via an ÖVE approved isolating transformer – rated voltage must not exceed 230 V.

In Switzerland:

In Switzerland mobile appliances which are used outdoors, must be connected via a residual-current device.

Notes on use:

When connecting the pump to the water supply system, the country-specific sanitary regulations must be observed to prevent water not of drinking water quality being drawn back in.

- If necessary, contact your sanitary expert.

Sand and other abrasive substances cause increased wear and reduce the pump's output.

During operation, the pump must always be submersed in the water up to the minimum submersion depth (see 8. Technical specifications).

Do not allow the pump to run for more than 10 minutes against the closed pressure side (e.g. closed valve, closed dispenser etc.).

Leaking lubricants can contaminate the pumped liquid.

Warning! This unit makes an electromagnetic field while it operates. This field may under some conditions interfere with active or passive medical implants. To decrease the risk of conditions that can possibly injure or kill, we recommend persons with medical implants to speak

with their physician and the medical implant manufacturer before operating.

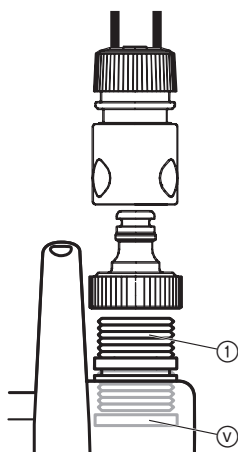
Warning! Keep toddlers away when you assemble the unit. Small parts can be easily swallowed. There is also a risk that the polybag can suffocate toddlers.

3. Initial Operation

Connect hose via the GARDENA Connection System:

19mm (3/4")-/16mm (5/8") and 13mm (1/2") hoses can be connected via the GARDENA Connection System.

Hose diameter	Pump connection	
13mm (1/2")	Pump Connection Set	Art. 1750
16mm (5/8")	GARDENA Tap Connector	Art. 18202
	GARDENA Hose Connector	Art. 18216
19mm (3/4")	GARDENA Pump Connection Set	Art. 1752



The pump connection component ① is already pre-installed by the manufacturer together with the check valve ⑤.

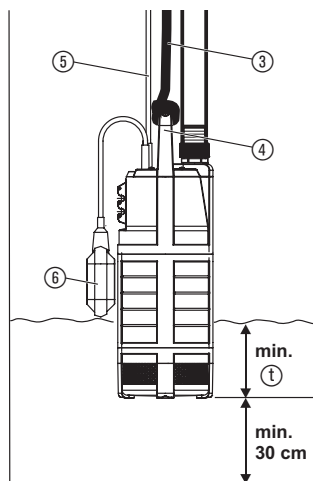
→ Connect hose via the relevant GARDENA Connection System.

Backflow preventer ⑤:

The backflow preventer ⑤ prevents the hose from running empty after the pump has been turned off or taken out of operation.

With a parallel connection of more than one hose or connected devices, the **GARDENA 2-/4-Way Valve (Art. 8193 / 8194)** can be used, which is screwed straight onto the pump connection piece ①.

Pump installation:



The pump must always be submerged in the fountain or water reservoir with the fastening rope ③ provided. For the pump to be primed, the pump must be submerged to the minimum submersion depth ① (see 8. Technical specifications). So that the filter does not become dirty, the pump should be fixed at least 30cm above the ground.

1. Attach the fastening rope ③ to the handle ④.
2. Submerge pump in the fountain or water reservoir via the fastening rope ③.
3. Secure fastening rope ③.
4. With deep fountains or shafts (from approx. 5m), route the connection cable ⑤ along the fastening rope ③ with clips.

Thermal protection switch:

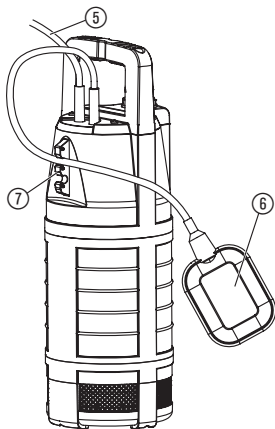
In the event of an overload, the pump is switched off by the built-in thermal motor protection. After sufficient cooling of the motor, the pump is operational again.

4. Operation

Automatic operation:

The float switch ⑥ turns the pump on automatically when the water level exceeds the cut-in height and the water is pumped out. The float switch ⑥ turns the pump off again as soon as the water level falls below the cut-out height.

→ **During automatic operation, ensure that the float switch ⑥ can move freely.**



Adjusting the Cut-in and Cut-out Height:

The cable length between the float switch ⑥ and the float switch lock ⑦ must always be at least 10cm.

1. Press the cable of the float switch ⑥ into an opening in the float switch lock ⑦.
Do not select a cable length that is too long or short to ensure that the float switch can turn on and off properly.
2. Plug the mains plug of the connection cable ⑤ into a mains socket. *The pump is now ready for operation.*
 - The higher the opening of the float switch lock ⑦, the higher the cut-in and cut-out height.
 - The shorter the length of cable between the float switch ⑥ and the float switch lock ⑦, the lower the cut-in height and the higher the cut-out height.

Manual operation:

The pump remains in constant operation when the float switch is attached facing upwards so that the cable is pointing downwards.

→ Attach the float switch ⑥ to the top so that the cable points downward.

The residual water height of approx. 25mm is only reached during manual operation since the float switch turns off the pump during automatic operation before this water level is reached.

5. Storage

To put into storage:



The storage location must not be accessible to children.

→ Store the pump away from frost before the first frost sets in.

Disposal:

(in accordance with
RL 2012/19/EU)

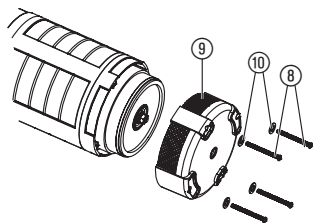


The product must not be added to normal household waste. It must be disposed of in line with local environmental regulations.

→ Important: Make sure that the unit is disposed of via your municipal recycling collection centre.

6. Maintenance

Clean suction foot with inlet screen:



DANGER! Electric shock!

There is a risk of injury from electric shocks.

→ Before maintenance, disconnect the submersible pressure pump from the mains.

Do not use any corrosive or abrasive cleaning media.

1. Unscrew the 4 screws ⑧ with a screwdriver.
2. Remove the suction foot valve ⑨ with inlet screen from the pump and clean it.
3. Attach the suction foot valve with the inlet screens ⑨ to the pump and tighten the 4 screws ⑧ with washers ⑩.

For safety reasons, a damaged turbine must only be replaced by GARDENA Service.

7. Troubleshooting



DANGER! Electric shock!

There is a risk of injury from electric shocks.

→ Before eliminating faults, disconnect the submersible pressure pump from the mains.

Fault	Possible cause	Remedy
The pump does not deliver any water	Air cannot escape as the pressure line is closed.	→ Open pressure line (e.g. bent pressure hose).
	Air cushion in suction foot.	→ Unplug mains cable and plug in again.
	When starting the pump, water height falls below the min. water level.	→ Submerge pump deeper (see 8. Technical Data/ Minimum submersion depth on commissioning).
	Suction foot/ inlet screens clogged.	→ Unplug the mains plug and clean the suction foot valve (see 6. Maintenance).
	Pump overheated: Thermal protection switch switched pump off due to overheating.	→ Unplug the mains plug and clean the suction foot valve (see 6. Maintenance). Observe max. media temperature (35 °C).
	Power supply interrupted.	→ Check fuses and electrical plug-in connections.
	Check valve jammed.	→ Disassemble check valve and clean (see 3. Initial operation).
Delivery rate suddenly decreases.	Suction foot/ inlet screens clogged.	→ Unplug the mains plug and clean the suction foot valve (see 6. Maintenance).



For any other malfunctions please contact the GARDENA service department.
Repairs must only be carried out by GARDENA service departments or specialist dealers authorised by GARDENA.

8. Technical Data

	5500/3 (Art. 1461)	6000/4 (Art. 1468)
Mains voltage / mains frequency	230 V / 50 Hz	230 V / 50 Hz
Rated power	900 W	1,000 W
Max. delivery capacity	5,500 l/h	6,000 l/h
Max. pressure	3.0 bar	4.0 bar
Max. delivery height	30m	40m
Max. submersion depth	12m	12m
Power cable	15m H07RN-F	15m H07RN-F
Pump connection	33.3mm (G 1 female thread)	33.3mm (G 1 female thread)
Minimum submersion depth on commissioning	50mm	70mm
Min. / max. cut-in height	430mm / 660mm	450mm / 680mm
Min. / max. cut-out height	115mm / 210mm	135mm / 230mm
Residual water level	25mm	25mm
Weight approx.	9.6 kg	10.0 kg
Fastening rope	length 15m / Ø 5mm	length 15m / Ø 5mm
Max. media temperature	35 °C	35 °C

9. Available accessories

GARDENA 2-/4-Way Valve	For parallel connection for more than one hose or connected devices.	Art. 8193/8194
GARDENA Fitting 3/4"	For 19mm (3/4") hoses.	Art. 1723
GARDENA Fitting 1"	For 25mm (1") hoses.	Art. 1724
GARDENA Pump Connection Set	For 13mm (1/2") hoses via the GARDENA Connection System.	Art. 1750
GARDENA Tap Connector GARDENA Hose Connector	For 16mm (5/8") hoses via the GARDENA Connection System.	Art. 18202 Art. 18216
GARDENA Pump Connection Set	For 19mm (3/4") hoses via the GARDENA Connection System.	Art. 1752

10. Service/Warranty

Service:

Please contact the address on the back page.

Guarantee:

GARDENA Manufacturing GmbH guarantees this unit for 2 years (from date of purchase). This guarantee includes all important defects of the unit that can be proved to be material or manufacturing faults. Under warranty we will replace the unit or repair it for no cost if these conditions are applicable:

- The unit must have been used properly and in keeping with the requirements of the operation instructions.
- Neither the purchaser or a not approved third party have tried to repair the unit.

The wear parts (impellers and turbines) are excluded from the warranty.

Pumps damaged by frost are excluded from the warranty.

This manufacturer's guarantee does not have an effect on the user's existing warranty claims against the dealer/seller.

If you have problems with this unit, please contact our Service.

D Produkthaftung

Wir weisen ausdrücklich darauf hin, dass wir nach dem Produkthaftungsgesetz nicht für durch unsere Geräte hervorgerufene Schäden einzustehen haben, sofern diese durch unsachgemäße Reparatur verursacht oder bei einem Teileaustausch nicht unsere originale GARDENA Teile oder von uns freigegebene Teile verwendet wurden und die Reparatur nicht vom GARDENA Service oder dem autorisierten Fachmann durchgeführt wird. Entsprechendes gilt für Ergänzungssteile und Zubehör.

GB Product Liability

We expressly point out that, in accordance with the product liability law, we are not liable for any damage caused by our units if it is due to improper repair or if parts exchanged are not original GARDENA parts or parts approved by us, and, if the repairs were not carried out by a GARDENA Service Centre or an authorised specialist. The same applies to spare parts and accessories.

F Responsabilité

Nous vous signalons expressément que GARDENA n'est pas responsable des dommages causés par ses appareils, dans la mesure où ces dommages seraient causés suite à une réparation non conforme, dans la mesure où, lors d'un échange de pièces, les pièces d'origine GARDENA n'auraient pas été utilisées, ou si la réparation n'a pas été effectuée par le Service Après-Vente GARDENA ou l'un des Centres SAV agréés GARDENA. Ceci est également valable pour tout ajout de pièces et d'accessoires autres que ceux préconisés par GARDENA.

NL Productaansprakelijkheid

Wij wijzen er nadrukkelijk op, dat wij op grond van de wet aansprakelijkheid voor producten niet aansprakelijk zijn voor schade ontstaan door onze apparaten, indien deze door onvakkundige reparatie veroorzaakt zijn, of er bij het uitwisselen van onderdelen geen gebruik gemaakt werd van onze originele GARDENA onderdelen of door ons vrijgegeven onderdelen en de reparatie niet door de GARDENA technische dienst of de bevoegde vakman uitgevoerd werd. Ditzelfde geldt voor extra-onderdelen en accessoires.

S Produktansvar

Tillverkaren är inte ansvarig för skada som orsakats av produkten om skadan beror på att produkten har reparerats felaktigt eller om, vid reparation eller utbyte, andra än Original GARDENA reservdelar har använts. Samma sak gäller för kompletteringsdelar och tillbehör.

DK Produktansvar

Vi gør udtrykkeligt opmærksom på, at vi i henhold til produktansvarsloven ikke er ansvarlige for skader forårsaget af vores udstyr, såfremt det sker på grund af uautoriserede reparationer eller hvis dele er skiftet ud og der ikke er anvendt originale GARDENA dele eller dele godkendt af os, eller hvis reparationerne ikke er udført af GARDENA-service eller en autoriseret fagmand. Det samme gælder for ekstra udstyr og tilbehør.

FI Tuotevastuu

Korostamme nimenomaan, että tuotevastuulain nojalla emme ole vastuussa laitteistamme johtuneista vahingoista, mikäli nämä ovat aiheutuneet epäasianmukaisesta korjauksesta tai osia vaihdettaessa ei ole käytetty alkuperäisiä GARDENA-varaosia tai hyväksymiämme osia ja korjauksen on suorittanut muu kuin GARDENA-huoltokeskus tai valtuuttamamme ammattihenkilö. Tämä pätee myös lisäksiin ja lisävarusteisiin.

I Responsabilità del prodotto

Si rende espressamente noto che, conformemente alla legislazione sulla responsabilità del prodotto, non si risponde di danni causati da nostri articoli se originati da riparazioni eseguite non correttamente o da sostituzioni di parti effettuate con materiale non originale GARDENA o comunque da noi non approvato e, in ogni caso, qualora l'intervento non venga eseguito da un centro assistenza GARDENA o da personale specializzato autorizzato. Lo stesso vale per le parti complementari e gli accessori.

E Responsabilidad de productos

Advertimos que conforme a la ley de responsabilidad de productos no nos responsabilizamos de daños causados por nuestros aparatos, siempre y cuando dichos daños hayan sido originados por arreglos o reparaciones indebidas, por recambios con piezas que no sean piezas originales GARDENA o bien piezas no autorizadas por nosotros, así como en aquellos casos en que la reparación no haya sido efectuada por un Servicio Técnico GARDENA o por un técnico autorizado. Lo mismo es aplicable para las piezas complementarias y accesorios.

P Responsabilidade sobre o produto

Queremos salientar que segundo a lei da responsabilidade do fabricante, nós não nos responsabilizaremos por danos causados pelo nosso equipamento, quando estes ocorrerem em decorrência de reparações inadequadas ou da substituição de peças por peças não originais da GARDENA, ou peças não autorizadas.

A responsabilidade tornar-se-à nula também depois de reparações realizadas por oficinas não autorizadas pela GARDENA. Esta restrição valerá também para peças adicionais e acessórios.

PL Odpowiedzialność za produkt

Zwracamy Państwu uwagę, że nie ponosimy odpowiedzialności za uszkodzenia naszych maszyn, bądź szkody spowodowane ich wadliwym funkcjonowaniem, powstałe na skutek nieprawidłowo przeprowadzonych napraw lub użycia nieoryginalnych części zamiennych. Naprawy winny być przeprowadzane tylko przez punkty serwisowe Husqvarna lub autoryzowane serwisy. Dotyczy to również części uzupełniających i oprzyrządowania.

H Termékszavatosság

Nyomatékosan utalunk arra a tényre, hogy a termékszavatossági törvény szerint nem kell jótállást vállalnunk azokra a károokra, amelyeket nem a mi készülékeink okoztak, ha ezeket álszzerűtlen javítás okozta vagy egy alkatrész kicserélésénél nem a mi eredeti GARDENA alkatrészeinket vagy általunk engedélyezett alkatrészeket használtak fel és a javítást nem a GARDENA szerviz vagy egy erre felhatalmazott szakember végezte. Hasonlóképpen érvényes ez a kiegészítő alkatrészekre és tartozékokra is.

CZ Odpovědnost za výrobek

Výslovně upozorňujeme na to, že podle zákona o odpovědnosti za výrobek neneseme odpovědnost za škody způsobené našimi přístroji, pokud byly způsobené neodbornou opravou nebo použitím jiných než našich originálních náhradních dílů GARDENA nebo námi schválených dílů a neprovedením opravy servisem GARDENA nebo autorizovaným odborníkem. Odpovídající platí i pro doplňkové díly a příslušenství.

SK Predmet záruky

Upozorňujeme dôrazne na to, že podľa zákona o poskytovaní záruk nezodpovedáme za škody spôsobené našimi výrobkami, v prípade, že boli boli vyvolané neodbornými opravami, výmenou dielcov, ktoré nepatria k originálnym dielom GARDENA alebo neboli nami schválené a rovnako boli spôsobené servisnými zásahmi, ktoré neboli vykonané servisom GARDENA alebo autorizovaným odborníkom. Rovnako to platí pre doplnky a príslušenstvo.

GR Ευθύνη για το προϊόν

Σας υπενθυμίζουμε ρητά, ότι σύμφωνα με το νόμο περί ευθύνης για τα προϊόντα δεν ευθυνόμαστε για ενδεχόμενες βλάβες που προκαλούνται από τις συσκευές μας, εφόσον οφείλονται σε μία ακατάλληλη επισκευή ή σε μια αντικατάσταση τμημάτων για την οποία δεν έχουν χρησιμοποιηθεί τα πρωτότυπα ανταλλακτικά της GARDENA ή τα από μας εγκεκριμένα ανταλλακτικά και σε περίπτωση που δεν εκτελείται η επισκευή από το Τμήμα Εξυπηρέτησης Πελατών της GARDENA ή από έναν εξουσιοδοτημένο εξειδικευμένο τεχνίτη. Το ίδιο ισχύει για εξαρτήματα και συμπληρωματικά τμήματα.

SLO Jamstvo za izdelek

Pismo poudarjamo, da po zakonu jamstva za izdelek nismo odgovorni za škodo, ki bi nastala zaradi uporabe našega izdelka, prav tako tudi ne za škodo ki bi nastala zaradi nepravilnega popravila izdelka ali pri napačni zamenjavi delov, ki niso originalni deli GARDENA ali pri uporabi z naše strani potrjenih delov, ki pa niso bili vgrajeni v servisu GARDENA ali v naši pooblaščenih servisni službi. Enako velja tudi za nadomestne dele in opremo.

HR Odgovornost za proizvod

Izričito napominjemo da u skladu sa Zakonom o odgovornosti za proizvode nismo odgovorni za štete uzrokovane našim uređajima ako su one izazvane nestručnim popravkom ili u slučaju zamjene dijelova nisu korišteni originalni GARDENA dijelovi ili dijelovi koje smo odobrili i popravak nije izvršio GARDENA servis ili ovlašteni stručnjak. Isto vrijedi i za dodatne dijelove i pribor.

RO Responsabilitatea legala a produsului

Menționăm în mod expres ca, în concordanță cu responsabilitatea legală a produsului, nu suntem răspunzători de nici un accident provocat de produsele noastre dacă se datorează reparării necorespunzătoare sau dacă piesele de schimb nu sunt originale GARDENA sau aprobate de GARDENA, sau dacă reparațiile nu au fost efectuate de un Centru de Service GARDENA sau un specialist autorizat. Aceleași prevederi se aplică și pieselor de schimb și accesoriilor.

BG Отговорност за качество

Изрично подчертаваме, че съгласно закона за отговорност за качество, ние не носим отговорност за вредите причинени от нашите уреди, ако същите са причинени от неправилен ремонт или при подмяната на части не са използвани оригинални части на GARDENA или части одобрени от нас и ремонта не е извършен от сервиз на GARDENA или оторизиран специалист. Същото важи за допълнителните части и принадлежности.

EST Tootevastutus

Juhime teie tähelepanu sellele, et tootevastutusseaduse kohaselt ei vastuta me meie seadmete poolt põhjustatud kahjude eest, kui need on tekkinud asjatundmatu paranduse tagajärjel või kui detaili vahetamisel ei kasutatud GARDENA originaalvaruosi ega meie poolt kasutada lubatud varuosia ja kui parandustöid ei ole teinud GARDENA klienditeenindusspetsialistid ega meie volitatud spetsialistid. Sama kehtib lisadetailide ja tarvikute kohta.

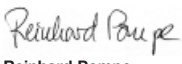
LT Atsakomybė už produkciją

Nurodome, kad remdamiesi Atsakomybės už produkciją įstatymu, neatsakome už nuostolius, sukeltus mūsų prietaisų, jei jie atsirado dėl netinkamo remonto, arba, jei keičiant dalis, buvo naudojamasi neoriginalios GARDENA dalys arba dalys, kurių mes neleidome naudoti, o remontą atliko ne GARDENA servisas arba neįgaliotasis specialistas. Tas pats galioja papildomoms dalims ir priedams.

LV Produkta atbildība

Mēs skaidri norādām uz to, ka saskaņā ar Produktu atbildības likumu, mēs neatbildam par mūsu iekārtu radītiem zaudējumiem, ciktāl tos ir izraisījis neatbilstošs remonts vai daļu nomaiņa ar neoriģinālām GARDENA daļām vai ne ar mūsu norādītajām detaļām un remontu nav veicis GARDENA serviss vai pilnvarots speciālists. Tas pats attiecas uz papildinošajām daļām un piederumiem.

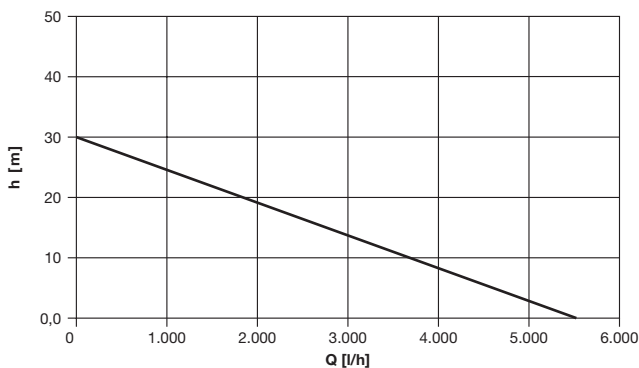
<p>D EG-Konformitätserklärung Der Unterzeichnete Husqvarna AB, 561 82 Huskvarna, Sweden bestätigt, dass die nachfolgend bezeichneten Geräte in der von uns in Verkehr gebrachten Ausführung die Anforderungen der harmonisierten EU-Richtlinien, EU-Sicherheitsstandards und produktspezifischen Standards erfüllen. Bei einer nicht mit uns abgestimmten Änderung der Geräte verliert diese Erklärung ihre Gültigkeit.</p>	<p>H EU-Megfelelőeségi nyilatkozat Alulírott, a Husqvarna AB, 561 82 Huskvarna, Sweden igazolja azt, hogy az alábbiakban megnevezett készülékek, az általunk forgalomba hozott kivitelben teljesítik a harmonizációs EU-irányelvek, az EU biztonsági szabványok és a termékre jellemző szabványok követelményeit. Ha a készülékeken a mi beleegyezésünk nélkül változtatást végeznek, akkor ez a nyilatkozat érvényét veszti.</p>
<p>GB EU Declaration of Conformity The undersigned Husqvarna AB, 561 82 Huskvarna, Sweden hereby certifies that, when leaving our factory, the units indicated below are in accordance with the harmonised EU guidelines, EU standards of safety and product specific standards. This certificate becomes void if the units are modified without our approval.</p>	<p>CZ Prohlášení o shodě EU Podepsaný Husqvarna AB, 561 82 Huskvarna, Sweden potvrzuje, že dále uvedené přístroje v rámci dovozu uvedeném provedení splňují požadavky harmonizovaných směrnic EU, bezpečnostních norem EU a norem specifických pro výrobek. Při námi neschválené změně přístrojů ztrácí toto prohlášení platnost.</p>
<p>F Certificat de conformité aux directives européennes Le constructeur, soussigné : Husqvarna AB, 561 82 Huskvarna, Sweden déclare qu'à la sortie de ses usines le matériel neuf désigné ci-dessous étai conforme aux prescriptions des directives européennes énoncées ci-après et conforme aux règles de sécurité et autres règles qui lui sont applicables dans le cadre de l'Union européenne. Toute modification portée sur ce produit sans l'accord express de GARDENA suppose la validité de ce certificat.</p>	<p>SK EU-Vyhlasenie o zhode Nižšie uvedená firma Husqvarna AB, 561 82 Huskvarna, Sweden vyhlasuje, že uvedené zariadenia, ktoré uviedla na trh v tomto vyhotovení, spĺňajú požiadavky harmonizovaných smerníc EU, bezpečnostných noriem EU a noriem špecifických pre výrobok. Pri zmene zariadenia, ktorá nebola odsúhlasená výrobcom stráca toto vyhlásenie platnosť.</p>
<p>NL EU-overeenstemmingsverklaring Ondergetekende Husqvarna AB, 561 82 Huskvarna, Sweden bevestigt, dat de volgende genoemde apparaten in de door ons in de handel gebrachte uitvoering voldoen aan de eis van, en in overeenstemming zijn met de EU-richtlijnen, de EU-veiligheidsstandaard en de voor het product specifieke standaard. Bij een niet met ons afgestemde verandering aan de apparaten verliest deze verklaring haar geldigheid.</p>	<p>GR Δήλωση Συμμόρφωσης προς τις Οδηγίες της ΕΕ Η υπογράφουσα Husqvarna AB, 561 82 Huskvarna, Sweden δηλώνει, ότι τα εξής αναφερόμενα εκδοόμενα από την εταιρία μας προϊόντα ανταποκρίνονται σε όλες τις εναρμονισμένες προδιαγραφές της ΕΕ, στα πρότυπα ασφαλείας της ΕΕ και στα ειδικά για το προϊόν πρότυπα. Σε μία μη συμφωνημένη με την εταιρία μας τροποποίηση των συσκευών αυτή η δήλωση χάνει την ισχύ της.</p>
<p>S EU Tillverkarintyg Undertecknad firma Husqvarna AB, 561 82 Huskvarna, Sweden intygar härmed att nedan nämnda produkter överensstämmer med EU:s direktiv, EU:s säkerhetsstandard och produktspecifikation. Detta intyg upphör att gälla om produkten ändras utan vårt tillstånd.</p>	<p>SLO EU-izjava o skladnosti Podpisani proizvajalca «Husqvarna AB, 561 82 Huskvarna, Sweden» s podpisom potrjuje, da sledeće opisana naprava, ki smo jo poslali na tržišče izpolnjuje zahteve harmoniziranih standardov ES-smernic, ES-varnostnih standardov in izdelku specifičnih standardov. V primeru spremembe na navpični brez našega pisnega dovoljenja ta izjava izgubi svojo pomen in veljavnost.</p>
<p>DK EU Overensstemmelse certifikat Undertegnede Husqvarna AB, 561 82 Huskvarna, Sweden bekræfter hermed, at enheder listede herunder, ved afsendelse fra fabrikken, er i overensstemmelse med harmoniserede EU retningslinjer, EU sikkerheds standarder og produkt specifikations standarder. Dette certifikat træder ud af kraft hvis enhederne er ændret uden vor godkendelse.</p>	<p>HR Izjava o skladnosti EU-a Dolje potpisana tvrtka Husqvarna AB, 561 82 Huskvarna, Sweden ovime potvrđuje da dolje navedeni uređaji u izvedbi plaširanoj na tržište ispunjavaju zahtjeve harmoniziranih EU smjernica, EU sigurnosnih normi i normi za određene proizvode. Ova izjava postaje ništavna u slučaju izmjene uređaja koje nismo odobrili.</p>
<p>FI EU-yhdenmukaisuusvakuutus Allekirjoittanut Husqvarna AB, 561 82 Huskvarna, Sweden vakuuttaa, että alla mainittu laitteet täyttävät tehtaaltamme lähtiesään yhdenmukaisistettujen EU-direktiivien, EU-turvallisuusstandardien ja tuotekohtaisten standardien vaatimukset. Laitteisiin tehyd muutokset, joista ei ole sovittu kanssamme, joutavat tämän vakuutuksen raukaamiseen.</p>	<p>RO UE-Certificat de conformitate Prin prezenta Husqvarna AB, 561 82 Huskvarna, Sweden, certifica faptul ca, in momentul in care produsele mentionate mai jos ies din fabrica sunt in concordanta cu directivele UE, standardele de siguranta UE si standardele specifice ale produsului UE. Acest certificat devine nul in cazul modificării aparatului fără aprobarea noastră.</p>
<p>I Dichiarazione di conformità alle norme UE La sottoscritta Husqvarna AB, 561 82 Huskvarna, Sweden certifica che il prodotto qui di seguito indicato, nei modelli da noi commercializzati, è conforme alle direttive armonizzate UE nonché agli standard di sicurezza e agli standard specifici di prodotto. Qualunque modifica apportata al prodotto senza nostra specifica autorizzazione invalida la presente dichiarazione.</p>	<p>BG ЕС-Декларация за съответствие Подписаната фирма Husqvarna AB, 561 82 Huskvarna, Sweden декларира, че описаните по-долу уреди, пуснати в продажба съгласно нашата спецификация, изпълняват изискванията на хармонизираните ЕС-директиви, ЕС-стандарти за безопасност и специфични производствени стандарти. При промяна на уреда, която не е съгласувана с нас, тази декларация губи своята валидност.</p>
<p>E Declaración de conformidad de la UE El que suscribe Husqvarna AB, 561 82 Huskvarna, Sweden declara que la presente mercancía, objeto de la presente declaración, cumple con todas las normas de la UE, en lo que a normas técnicas, de homologación y de seguridad se refiere. En caso de realizar cualquier modificación en la presente mercancía sin nuestra previa autorización, esta declaración pierde su validez.</p>	<p>EST Eli vastavusdeklaratsioon Allkirjutanud Husqvarna AB, 561 82 Huskvarna, Sweden kinnitab, et kirjeldatud seade vastab meie poolt riigusse viidud kujul ELi harmoniseeritud direktiividele, ELi ohutusstandarditele ja tootega seotud standarditele. Meiega kooskõlastamata muudatus tegemise korral seadmel kaotab see deklaratsioon kehtivuse.</p>
<p>P Certificado de conformidad da UE Os abaixo mencionados Husqvarna AB, 561 82 Huskvarna, Sweden, por este meio certificam que ao sair da fábrica os aparelhos abaixo mencionados estão de acordo com as direttrizes harmonizadas da UE, padrões de segurança e de produtos específicos. Este certificado ficará nulo se as unidades forem modificadas sem a nossa aprovação.</p>	<p>LT ES Atitikties deklaracija Pasirašanti nurodė Husqvarna AB, 561 82 Huskvarna, Sweden patvirtina, kad žemiau įvardyti prietaisai ir jų modeliai, kurie buvo pagaminti mūsų gamyklose atitinka ES direktyvas, ES saugumo standartus ir specifinius gaminių standartus. Atlikus bet kokį prietaiso pakeitimą, kuris nėra suderintas su mumis, ši deklaracija praranda galiojimą.</p>
<p>PL Deklaracja zgodności Unii Europejskiej Husqvarna AB, 561 82 Huskvarna, Sweden potwierdza, że poniżej określone urządzenia w wersji oferowanej przez nas do sprzedaży spełniają wymagania zharmonizowanych dyrektyw Unii Europejskiej, standardu bezpieczeństwa Unii Europejskiej i standardu specyficznego dla tego typu produktów. W przypadku zmiany urządzenia, która nie została z nami uzgodniona, niniejsza deklaracja traci moc obowiązującą.</p>	<p>LV ES-atbilstības deklarācija Parakstīstusies Husqvarna AB, 561 82 Huskvarna, Sweden, Vācija apstiprina, ka sekojoši apzīmētās iekārtas, kuras mēs izplatām, savā izpildījumā atbilst harmonizētajām ES direktīvām, ES drošības standartiem un produkta specifiskajiem standartiem. Ar mūsu neapstiprinātām izmaiņām iekārtā šī deklarācija zaudē savu derīgumu.</p>

Bezeichnung der Geräte: Description of the units: Désignation du matériel : Omschrijving van de apparaten: Produktbeskrivning: Beskrivelse af produktet: Laitteiden nimitys: Descrizione dei prodotti: Descripción de la mercancía: Descrição dos aparelhos: Nazwa urządzenia: A készüléknek megnevezése: Označení přístrojů: Označenie zariadenia: Ονομασία της συσκευής: Opis naprave: Označa uređaja: Descriçãoa articolului: Обозначение на уредите: Seadméite níméitú: Prietaisų pavadinimas: Iekārtu apzīmējums:		Tauch-Druckpumpe Submersible Pressure Pump Pompe immergée pour arrosage Dompel-drukopvoerpomp Dränkbar tryckpump Dyk- / trykpumpe Uppopaineppumpu Pompa sommersa a pressione Bomba sumergible a presión Bomba submersível de pressão Pompa zanurzeniowa-cisnieniowa Merülő-nyomószivattyú Ропотне тлаковé сёрпадло Ропотне тлаковé сёрпадло Βυθίζόμενη αντλία πίεσης Роторна тлачна сёрпалка Роторна тлачна пумпа Pompă submersibilă de presiune Потопяема дълбочинна помпа Uputatav pump Panardinami slėginiai siurbliai Legremdējams spiedienukūnis		Anbringningsjaar der CE-Kennzeichnung: Year of CE marking: Année d'apposition du marquage CE : Installatiejaar van de CE-aanduiding: Märkningsår: CE-Mærkningsår: CE-merkin kiinnitysvuosi: Anno di applicazione della certificazione CE: Colocación del distintivo CE: Ano de marcação pela CE: Rok nadania oznakowania CE: CE-jelzés elhelyezésének éve: Rok umístění značky CE: Rok udelenia značky CE: Έτος σήματος CE: Leto namesitve CE-oznake: Godina dobivanja CE oznake: Anul de marcare CE: Година на поставяне на CE-маркировка: CE-mårgistuse paigaldamise aasta: Metai, kada pažymėta CE-ženku: CE-marķējuma uzlikšanas gads:			
Typen: Types: Types : Type: Typ: Typer: Tyypit: Tipi: Tipos: Tipos: Typy: 5500/3 6000/4		Típusok: Típu: Typ: Τύποι: Τύποι: Tipovi: Tipuri: Типове: Tűűbid: Tipai: Tipi: Art.-Nr.: Art. No.: Référence : Art.nr.: Art.nr.: Art. nr.: Tuoten:o Art.: Art. No: Art. no: Nr artykulu: Čikkszám: Číslo artiklu: Art.: Αριθ. ειδους: Art št.: br. art. Nr art.: Арт. номер: Toote nr : Gaminio nr.: Izstr.: 1461 1468		Anul de marcare CE: Година на поставяне на CE-маркировка: CE-mårgistuse paigaldamise aasta: Metai, kada pažymėta CE-ženku: CE-marķējuma uzlikšanas gads:			
EU-Richtlinien: EU directives: Directives européennes : EU-richtlijnen: EU-directiv: EU Retningslinier: EY-direktiivit: Direttive UE: Normativa UE: Directrices da UE: Dyrektywy Unii Europejskiej: EU-irányelvek: Směrnice EU: EU-Predpisy: Οδηγίες της ΕΕ: ES-smernice: EU smjernice: Directive UE: EC-директиви: ELI direktiivid: ES direktyvos: ES-direktivas:		2006/95/EG (valid to 19.04.2016) 2014/35/EG (valid from 20.04.2016) 2004/108/EC (valid to 19.04.2016) 2014/30/EC (valid from 20.04.2016) 2011/65/EG		Ulm, den 24.06.2015 Ulm, 24.06.2015 Fait à Ulm, le 24.06.2015 Ulm, 24-06-2015 Ulm, 2015.06.24. Ulm, 24.06.2015 Ulmissa, 24.06.2015 Ulm, 24.06.2015 Ulm, 24.06.2015 Ulm, 24.06.2015 Ulm, dnja 24.06.2015 Ulm, 24.06.2015 Ulm, 24.06.2015 Ulm, dnja 24.06.2015 Ulm, 24.06.2015 Ulm, 24.06.2015 Ulm, dana 24.06.2015 Ulm, 24.06.2015 Ulm, 24.06.2015 Ulm, 24.06.2015 Ulm, 24.06.2015 Ulme, 24.06.2015		Der Bevollmächtigte Authorised representative Le mandataire De gevolmachtigde Auktoriserad representant Autoriseret repræsentant Valtuutettu edustaja Persona delegata La persona autorizada O reprezentante Peinmocnik Meghatalmazott Zplnomocněnec Splnomocnený Ο εξουσιοδοτημένος Pooblaščenec Ovlaštena osoba Conducerea tehnică Упълномощен Volitatud esindaja Įgaliotasis atstovas Pilnvarotā persona	
Harmonisierte EN:		EN 60335-1 EN 60335-2-41					
Hinterlegte Dokumentation: GARDENA Technische Dokumentation, M. Kugler 89079 Ulm Deposited Documentation: GARDENA Technical Documentation, M. Kugler 89079 Ulm Documentation déposée: Documentation technique GARDENA, M. Kugler 89079 Ulm				 Reinhard Pompe Vice President			

Pumpen-Kennlinien
Performance characteristics
Courbes de performance
Prestatiegrafiek
Kapacitetskurva
Ydelses karakteristika
Pumpun ominaiskäyrä
Pumpekarakteristikk
Curva di rendimento
Curva característica de la bomba
Características de performance
Charakterystyka pompy
Szivattyú-jelleggörbe
Charakteristika čerpadla
Charakteristiky čerpadla
Χαρακτηριστικό διάγραμμα
Характеристика насоса
Karakteristika črpalka
Obilježja pumpe
Karakteristika pumpe
Крива характеристики насоса
Caracteristică pompă
Pompa karakter eğrisi
Помпена характеристика
Fuqia e pompës
Pumba karakteristik
Siurblio charakteristinė kreivė
Sūkņa raksturlīkne

5500/3

Art. 1461



6000/4

Art. 1468

