

EasyCut 420/45	9830
EasyCut 450/50	9831
EasyCut 500/55	9832

<b>DE Betriebsanleitung</b> Elektro-Heckenschere	<b>SK Návod na obsluhu</b> Elektrické nožnice na živý plot
<b>EN Operator's manual</b> Electric Hedge Trimmer	<b>EL Οδηγίες χρήσης</b> Ηλεκτρικό μπορντουροψάλιδο
<b>FR Mode d'emploi</b> Taille-haies électrique	<b>RU Инструкция по эксплуатации</b> Электрические ножницы для живой изгороди
<b>NL Gebruiksaanwijzing</b> Elektrische heggenschaar	<b>SL Navodilo za uporabo</b> Električne škarje za živo mejo
<b>SV Bruksanvisning</b> Elektrisk häcksax	<b>HR Upute za uporabu</b> Električne škare za živicu
<b>DA Brugsanvisning</b> Elektrisk hækkeklipper	<b>SR/ Uputstvo za rad</b> <b>BS</b> Električne makaze za živicu
<b>FI Käyttöohje</b> Sähkökäyttöinen pensasleikkuri	<b>UK Інструкція з експлуатації</b> Електричний садовий секатор
<b>NO Bruksanvisning</b> Elektrisk hekksaks	<b>RO Instrucțiuni de utilizare</b> Trimmer electric de gard viu
<b>IT Istruzioni per l'uso</b> Tagliasiepi elettrica	<b>TR Kullanma Kılavuzu</b> Elektronik çit budayıcısı
<b>ES Instrucciones de empleo</b> Recortasetos eléctrico	<b>BG Инструкция за експлоатация</b> Електрическа ножица за жив плет
<b>PT Manual de instruções</b> Corta sebes elétrico	<b>SQ Manual përdorimi</b> Prerëse ligustrash elektrike
<b>PL Instrukcja obsługi</b> Elektryczne nożyce do żywopłotu	<b>ET Kasutusjuhend</b> Elektriline hekilõikur
<b>HU Használati utasítás</b> Elektromos sövénynyíró	<b>LT Eksploatavimo instrukcija</b> Elektrinės gyvatvorių žirklys
<b>CS Návod k obsluze</b> Elektrické-nůžky na živý plot	<b>LV Lietošanas instrukcija</b> Elektriskās dzīvžogu šķēres

**DE Produkthaftung**

Wir weisen ausdrücklich darauf hin, dass wir in Übereinstimmung mit dem Produkthaftungsgesetz nicht für Schäden haften, die durch unsere Produkte entstehen, wenn diese unsachgemäß und nicht durch einen von uns autorisierten Servicepartner repariert wurden oder wenn keine Original GARDENA Teile oder von uns zugelassene Teile verwendet wurden.

**EN Product liability**

In accordance with the German Product Liability Act, we hereby expressly declare that we accept no liability for damage incurred from our products where said products have not been properly repaired by a GARDENA-approved service partner or where original GARDENA parts or parts authorised by GARDENA were not used.

**FR Responsabilité**

Conformément à la loi relative à la responsabilité du fait des produits défectueux, nous déclarons expressément par la présente que nous déclinons toute responsabilité pour les dommages résultant de nos produits, si lesdits produits n'ont pas été correctement réparés par un partenaire d'entretien agréé GARDENA ou si des pièces d'origine GARDENA ou des pièces agréées GARDENA n'ont pas été utilisées.

**NL Productaansprakelijkheid**

Conform de Duitse wet inzake productaansprakelijkheid verklaren wij hierbij uitdrukkelijk dat wij geen aansprakelijkheid aanvaarden voor schade ontstaan uit onze producten waarbij deze producten niet zijn gerepareerd door een GARDENA-erkende servicepartner of waarbij geen originele GARDENA-onderdelen of onderdelen die door GARDENA zijn goedgekeurd zijn gebruikt.

**SV Produktansvar**

I enlighet med tyska produktansvarslagar förklarar vi härmed uttryckligen att vi inte åtar oss något ansvar för skador som orsakas av våra produkter där produkterna inte har genomgått korrekt reparation från en GARDENA-godkänd servicepartner eller där originaldelar från GARDENA eller delar godkända av GARDENA inte använts.

**DA Produktsvar**

I overensstemmelse med den tyske produktansvarslav erklærer vi hermed udtrykkeligt, at vi ikke påtager os noget ansvar for skader på vores produkter, hvis de pågældende produkter ikke er blevet repareret korrekt af en GARDENA-godkendt servicepartner, eller hvor der ikke er brugt originale GARDENA-reservedele eller godkendte reservedele fra GARDENA.

**FI Tuotevastuu**

Saksan tuotevastuulain mukaisesti emme ole vastuussa laitteiden vaurioista, jos korjauksia ei ole tehnyt GARDENAn hyväksymä huoltoliike tai jos niiden synnä on muiden kuin alkuperäisten GARDENA-varaosien tai GARDENAn hyväksymien varaosien käyttö.

**IT Responsabilità del prodotto**

In conformità con la Legge tedesca sulla responsabilità del prodotto, con la presente dichiariamo espressamente che decliniamo qualsiasi responsabilità per danni causati dai nostri prodotti qualora non siano stati correttamente riparati presso un partner di assistenza approvato GARDENA o laddove non siano stati utilizzati ricambi originali o autorizzati GARDENA.

**ES Responsabilidad sobre el producto**

De acuerdo con la Ley de responsabilidad sobre productos alemana, por la presente declaramos expresamente que no aceptamos ningún tipo de responsabilidad por los daños ocasionados por nuestros productos si dichos productos no han sido reparados por un socio de mantenimiento aprobado por GARDENA o si no se han utilizado piezas originales GARDENA o piezas autorizadas por GARDENA.

**PT Responsabilidade pelo produto**

De acordo com a lei alemã de responsabilidade pelo produto, declaramos que não nos responsabilizamos por danos causados pelos nossos produtos, caso os tais produtos não tenham sido devidamente reparados por um parceiro de assistência GARDENA aprovado ou se não tiverem sido utilizadas peças GARDENA originais ou peças autorizadas pela GARDENA.

**PL Odpowiedzialność za produkt**

Zgodnie z niemiecką ustawą o odpowiedzialności za produkt, niniejszym wyraźnie oświadczamy, że nie ponosimy żadnej odpowiedzialności za szkody poniesione na skutek użytkowania naszych produktów, w przypadku gdy naprawa tych produktów nie była odpowiednio przeprowadzana przez zatwierdzonego przez firmę GARDENA partnera serwisowego lub nie stosowano oryginalnych części GARDENA albo części autoryzowanych przez tę firmę.

**HU Termékszavatosság**

A németországi termékszavatossági törvénnyel összhangban ezennel nyomatékosan kijelentjük, hogy nem vállalunk felelősséget a termékeinkben keletkezett olyan károkért, amelyek valamely GARDENA által jóváhagyott szervizpartner által nem megfelelően végzett javításból adódtak, vagy amely során nem eredeti GARDENA alkatrészeket vagy a GARDENA által jóváhagyott alkatrészeket használtak fel.

**CS Odpovědnost za výrobek**

V souladu s německým zákonem o odpovědnosti za výrobek tímto výslovně prohlašujeme, že nepřijímáme žádnou odpovědnost za poškození vzniklá na našich výrobcích, kdy zmíněné výrobky nebyly řádně opraveny schváleným servisním partnerem GARDENA nebo kdy nebyly použity originální náhradní díly GARDENA nebo náhradní díly autorizované společností GARDENA.

**SK Zodpovednosť za produkt**

V súlade s nemeckými právnymi predpismi upravujúcimi zodpovednosť za výrobok týmto výslovne prehlasujeme, že nenesieme žiadnu zodpovednosť za škody spôsobené našimi výrobkami, v prípade ktorých neboli náležité opravy vykonané servisným partnerom schváleným spoločnosťou GARDENA alebo neboli použité diely spoločnosti GARDENA alebo diely schválené spoločnosťou GARDENA.

**EL Ευθύνη προϊόντος**

Σύμφωνα με τον γερμανικό νόμο περί Ευθύνης για τα Προϊόντα, με το παρόν δηλώνουμε ρητώς ότι δεν αποδεχόμαστε καμία ευθύνη για τυχόν ζημιές που προκύπτουν από τα προϊόντα μας εάν αυτά δεν έχουν επισκευαστεί σωστά από κάποιον εγκεκριμένο συνεργάτη επισκευών της GARDENA ή εάν δεν έχουν χρησιμοποιηθεί αυθεντικά εξαρτήματα GARDENA ή εξαρτήματα εγκεκριμένα από την GARDENA.

**SL Odgovornost proizvajalca**

V skladu z nemškimi zakoni o odgovornosti za izdelke, izrecno izjavljajo, da ne sprejemamo nobene odgovornosti za škodo, ki jo povzročijo naši izdelki, če teh niso ustrezno popravili GARDENINI odobreni servisni partnerji ali pri tem niso bili uporabljeni originalni GARDENINI nadomestni deli ali GARDENINIMI homologiranimi nadomestnimi deli.

**HR Pouzdanost proizvoda**

Sukladno njemačkom zakonu o pouzdanosti proizvoda, ovime izričito izjavljujemo kako ne prihvaćamo nikakvu odgovornost za oštećenja na našim proizvodima nastala uslijed neispravnog popravka od strane servisnog partnera kojeg odobrava GARDENA ili uslijed nekorištenja originalnih GARDENA dijelova ili dijelova koje odobrava GARDENA.

**RO Răspunderea pentru produs**

În conformitate cu Legea germană privind răspunderea pentru produs, declarăm în mod expres prin prezentul document că nu acceptăm nicio răspundere pentru defecțiunile suferite de produsele noastre atunci când acestea nu au fost reparate în mod corect de un atelier de service partener, aprobat de GARDENA, sau când nu au fost utilizate piese GARDENA originale sau piese autorizate de GARDENA.

**BG Отговорност за вреди, причинени от стоки**

Съгласно германския Закон за отговорността за вреди, причинени от стоки, с настоящото изрично декларираме, че не носим отговорност за щети, причинени от нашите продукти, ако те не са били правилно ремонтирани от одобрен от GARDENA сервиз или ако не са използвани оригинални части на GARDENA или части, одобрени от GARDENA.

**ET Tootevastutus**

Vastavalt Saksamaa tootevastutusseadusele deklareerime käesolevaga selgesõnaliselt, et me ei kanna mingisugust vastutust meie toodetest tingitud kahjude eest, kui need tooted ei ole korrektselt parandatud GARDENA heakskiidetud hoolduspartneri poolt või kui parandamisel ei ole kasutatud GARDENA originaalosi või GARDENA volitatud osi.

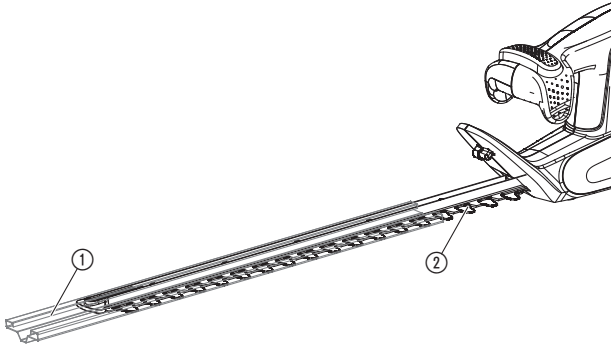
**LT Gaminio patikimumas**

Mes aiškiai pareiškiame, kad, atsižvelgiant į Vokietijos gaminių patikimumo įstatymą, nepriisiame atsakomybės dėl bet kokios žalos, patirtos dėl mūsų gaminių, jeigu jie buvo netinkamai taisomi arba jų dalys buvo pakeistos neoriginaliomis GARDENA dalimis ar nepatvirtintomis dalimis, arba jeigu remonto darbai buvo atlikti ne GARDENA techninės priežiūros centro specialistų.

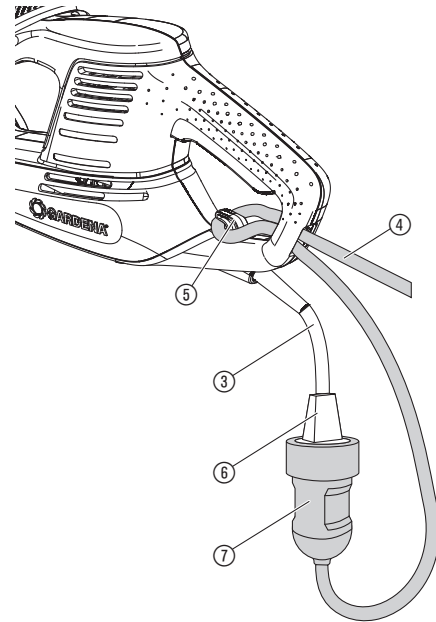
**LV Atbildība par produkcijas kvalitāti**

Saskaņā ar Vācijas likumu par produkcijas kvalitāti ar šo mēs paziņojam, ka neuzņemamies atbildību par bojājumiem, kas radušies, lietojot mūsu izstrādājumu, kuru remontu nav veicis uzņēmuma GARDENA apstiprināts apkopes partneris vai kuru remontam netika izmantotas oriģinālās GARDENA detaļas vai detaļas, kuru lietošanu apstiprinājis uzņēmums GARDENA.

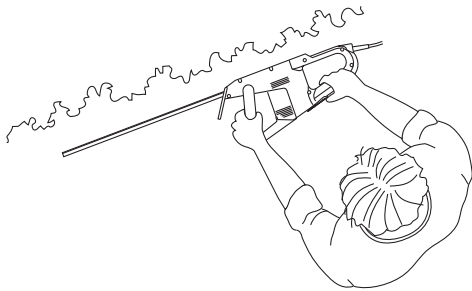
O1/M1/S1 /T1




O2




O3



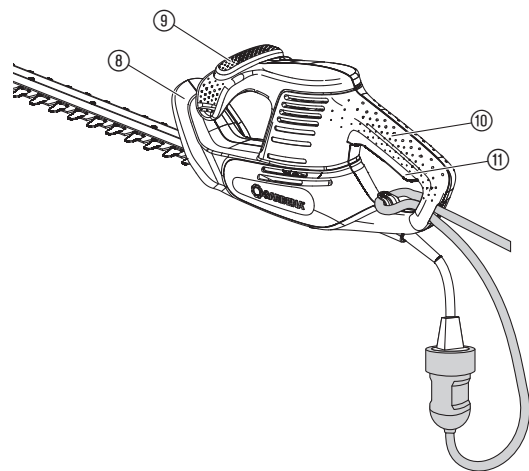
O4



O5



O6



## EN

## Original instructions.



This product is not intended for use by persons (including children) with reduced physical, sensory or mental capabilities, or lack of experience and knowledge, unless they have been given supervision or instruction concerning use of the product by a person responsible for their safety. Children should be supervised to ensure that they do not play with the product.

## Intended use:

This GARDENA Electric Hedge Trimmer is used to cut hedges, shrubs and grass coverings in private domestic gardens and allotments.

**DANGER! Risk of injury! Do not use the product to cut lawns/ lawn edges, to chop up material or to make compost.**

## 1. SAFETY

**Important! Read the operator's manual carefully before use and keep for future reference.**

If not used properly this product can be dangerous. The warnings and safety instructions must be followed to ensure reasonable safety and efficiency in using this product. The operator is responsible for following the warnings and instructions in this manual and on the product. Never use the product unless the guards provided by the manufacturer are in the correct position.

## Symbols on the product:



Read operator's manual.



Wear safety glasses and ear protection.



Do not let the product become wet with rain or other moisture. Do not leave the product outdoors while it is raining.



Disconnect the mains cable if the cable becomes damaged or cut.

## General Power Tool Safety Warnings



**WARNING! Read all safety warnings and all instructions.** Failure to follow the warnings and instructions may result in electric shock, fire and/or serious injury.

Save all warnings and instructions for future reference.

The term "power tool" in the warnings refers to your mains operated (corded) power tool or battery operated (cordless) power tool.

## 1) Work area safety

- a) **Keep work area clean and well lit.** Cluttered or dark areas invite accidents.
- b) **Do not operate power tools in explosive atmospheres, such as in the presence of flammable liquids, gases or dust.** Power tools create sparks which may ignite the dust or fumes.

- c) **Keep children and bystanders away while operating a power tool.** Distractions can cause you to lose control.

## 2) Electrical safety

- a) **Power tool plugs must match the outlet. Never modify the plug in any way. Do not use any adaptor plugs with earthed (grounded) power tools.** Unmodified plugs and matching outlets will reduce risk of electric shock.
- b) **Avoid body contact with earthed or grounded surfaces, such as pipes, radiators, ranges and refrigerators.** There is an increased risk of electric shock if your body is earthed or grounded.
- c) **Do not expose power tools to rain or wet conditions.** Water entering a power tool will increase the risk of electric shock.
- d) **Do not abuse the cord. Never use the cord for carrying, pulling or unplugging the power tool. Keep cord away from heat, oil, sharp edges or moving parts.** Damaged or entangled cords increase the risk of electric shock.
- e) **When operating a power tool outdoors, use an extension cord suitable for outdoor use.** Use of a cord suitable for outdoor use reduces the risk of electric shock.
- f) **If operating a power tool in a damp location is unavoidable, use a residual current device (RCD) protected supply.** Use of an RCD reduces the risk of electric shock.

## 3) Personal safety

- a) **Stay alert, watch what you are doing and use common sense when operating a power tool. Do not use a power tool while you are tired or under the influence of drugs, alcohol or medication.** A moment of inattention while operating power tools may result in serious personal injury.
- b) **Use personal protective equipment. Always wear eye protection.** Protective equipment such as dust mask, non-skid safety shoes, hard hat, or hearing protection used for appropriate conditions will reduce personal injuries.
- c) **Prevent unintentional starting. Ensure the switch is in the off-position before connecting to power source and/or battery pack, picking up or carrying the tool.** Carrying power tools with your finger on the switch or energising power tools that have the switch on invites accidents.
- d) **Remove any adjusting key or wrench before turning the power tool on.** A wrench or a key left attached to a rotating part of the power tools may result in personal injury.
- e) **Do not overreach. Keep proper footing and balance at all times.** This enables better control of the power tool in unexpected situations.
- f) **Dress properly. Do not wear loose clothing or jewellery. Keep your hair, clothing and gloves away from moving parts.** Loose clothes, jewellery or long hair can be caught in moving parts.
- g) **If devices are provided for the connection of dust extraction and collection facilities, ensure these are connected and properly used.** Use of dust collection can reduce dust-related hazards.

## 4) Power tool use and care

- a) **Do not force the power tool. Use the correct power tool for your application.** The correct power tool will do the job better and safer at the rate for which it was designed.
- b) **Do not use the power tool if the switch does not turn it on and off.** Any power tool that cannot be controlled with the switch is dangerous and must be repaired.
- c) **Disconnect the plug from the power source and/or the battery pack from the power tool before making any adjustments, changing accessories, or storing power tools.** Such preventive safety measures reduce the risk of starting the power tool accidentally.
- d) **Store idle power tools out of the reach of children and do not allow persons unfamiliar with the power tool or these instructions to operate the power tool.** Power tools are dangerous in the hands of untrained users.
- e) **Maintain power tools. Check for misalignment or binding of moving parts, breakage of parts and any other condition that may affect the power tool's operation. If damaged, have the power tool repaired before use.** Many accidents are caused by poorly maintained power tools.
- f) **Keep cutting tools sharp and clean.** Properly maintained cutting tools with sharp cutting edges are less likely to bind and are easier to control.
- g) **Use the power tool, accessories and tool bits etc. in accordance with these instructions, taking into account the working conditions and the work to be performed.** Use of the power tool for operations different from those intended could result in a hazardous situation.

## 5) Service

Have your power tool serviced by a qualified repair person using only identical replacement parts.

This will ensure that the safety of the power tool is maintained.

## Hedge trimmer safety warnings:

- **Keep all parts of the body away from the cutter blade. Do not remove cut material or hold material to be cut when blades are moving. Make sure the switch is off when clearing jammed material.** A moment of inattention while operating the hedge trimmer may result in serious personal injury.
- **Carry the hedge trimmer by the handle with the cutter blade stopped. When transporting or storing the hedge trimmer always fit the cutting device cover.**

Proper handling of the hedge trimmer will reduce possible personal injury from the cutter blades.

- **Hold the power tool by insulated gripping surfaces only, because the cutter blade may contact hidden wiring or its own cord.** Cutter blades contacting a "live" wire may make exposed metal parts of the power tool "live" and could give the operator an electric shock.
- **Keep cable away from the cutting area.** During operation the cable may be hidden in shrubs and can be accidentally cut by the blade.

#### Additional Safety Recommendations

DANGER! Small parts can be easily swallowed. There is also a risk that the poly-bag can suffocate toddlers. Keep toddlers away when you assemble the product.

#### Work area safety

Only use the product in the manner and for the functions described in these instructions.

The operator or user is responsible for accidents or hazards occurring to other people or their property.

While operation and transport pay special attention to the hazard for third parties.

Risk of stumbling. While operation pay attention to the cable.

Warning! When wearing hearing protection, and due to the noise produced by the product, the operator may not notice persons approaching.

Do not use the product when a thunderstorm is approaching.

Do not use the product nearby a water.

#### Electrical safety

The British Standards Institute recommend the use of a Residual Current Device (R.C.D.) with a tripping current of not more than 30 mA. Check your R.C.D. every time you use it.

Before use, examine cable for damage, replace it if there are signs of damage or ageing.

If the replacement of the supply cord is necessary, this has to be done by the manufacturer or his agent in order to avoid a safety hazard.

Do not use the product if the electric cables are damaged or worn.

Immediately disconnect from the mains electricity supply if the cable is cut, or the insulation is damaged. Do not touch the electric cable until the electrical supply has been disconnected.

Your electric cable must be untangled, tangled cables can overheat and reduce the efficiency of your product.

Always disconnect the mains cable before disconnecting any plug, cable connector or extension cable.

Switch off, remove plug from mains and examine electric supply cable for damage or ageing before winding cable for storage. Do not repair a damaged cable, send the product to the next GARDENA service Center or dealer authorised by GARDENA.

Always wind cable carefully, avoiding kinking.

Use only on AC mains supply voltage shown on the product rating label.

Under no circumstances should an earth be connected to any part of the product.

If the product starts unintentionally when the mains plug is connected, disconnect the mains at once. Contact Gardena Service to check the product.

DANGER! This product makes an electromagnetic field while it operates. This field may under some conditions interfere with active or passive medical implants. To decrease the risk of conditions that can possibly injure or kill, we recommend persons with medical implants to speak with their physician and the medical implant manufacturer before you operate the product.

#### Cables

Use only permitted extension cables as per HD 516.

→ Ask your electrical specialist.

#### Personal safety

Always wear suitable clothing, protective gloves, and stout shoes.

Avoid contact to the oil of the blade in particular when you react allergic with it.

Thoroughly inspect the area where the product is to be used and remove all wires and other foreign objects.

Always hold the product properly with both hands and both handles.

Before using the product and after any impact, check for signs of wear or damage and repair as necessary.

Never attempt to use an incomplete product or one with an unauthorised modification.

#### Power tool use and care

Know how to stop the product quickly in an emergency.

Never hold the product by the guard.

Do not use the product if the protection equipments (protection cover, quick blade-stop) are damaged.

Do not use ladders whilst operating the product.

Disconnect the mains cable:

- before leaving the product unattended for any period;
- before clearing a blockage;
- before checking, cleaning or working on the appliance;
- if you hit an object. Do not use your product until you are sure that the entire product is in a safe operating condition;

– if the product starts to vibrate abnormally. Check immediately. Excessive vibration can cause injury.

– before passing to another person.

Only use the product between 0 – 40 °C.

#### Maintenance and storage



#### RISK OF INJURY!

Do not touch blades.

→ When finishing or interrupting work push up protection cover.

Keep all nuts, bolts and screws secure to be sure the product is in safe working condition.

If the product got hot during operation, let it cool down before storage.

## 2. OPERATION



#### DANGER! Risk of injury!

Cut injury when the product starts accidentally.

→ Before you connect or transport the product, disconnect the mains cable and slide the protective cover ① over the blade ② [Fig. O1].

#### To connect the hedge trimmer [Fig. O2]:



#### DANGER! Electric shock!

To avoid damage to the mains cable ③ the extension cable ④ must be inserted into the cable lock ⑤.

→ Before you operate the product insert the extension cable ④ into the cable lock ⑤.

→ Never take hold of the protective cover ① when connecting the product.

1. Loop the extension cable ④, insert the loop into the cable lock ⑤ and pull tight.
2. Connect the plug ⑥ of the product into the socket ⑦ of the extension cable ④.
3. Connect the extension cable ④ into a 230 V mains socket.

#### Work positions:

The product can be operated in 3 positions.

- Side trimming [Fig. O3]
- High trimming [Fig. O4]
- Low trimming [Fig. O5]

#### To start the hedge trimmer [Fig. O6]:



#### DANGER! Risk of injury!

Risk of injury if the product does not stop when you release the start button.

→ Do not bypass the safety devices or switches. For example do not attach the start buttons ⑨/⑩ to the handle.

#### To start:

The product is fitted with a two-handed safety device (2 start buttons) to prevent the product from being turned on by accident.

1. Remove the protective cover ① from the blade ②.
2. Hold the guide handle ⑧ with one hand and push the start button ⑨.
3. Hold the main handle ⑩ with the other hand and push the start button ⑩. The product will start.

#### To stop:

1. Release the two start buttons ⑨/⑩.
2. Slide the protective cover ① over the blade ②.

## 3. MAINTENANCE



#### DANGER! Risk of injury!

Cut injury when the product starts accidentally.

→ Before you maintain the product, make sure that the mains cable is disconnected and the protective cover ① is slid over the blade ②.

### To clean the hedge trimmer [Fig. M1]:



#### DANGER! Electric shock!

Risk of injury and risk of damage to property.

→ Do not clean the product with water or with a water jet (in particular high-pressure water jet).

1. Clean the product with a damp cloth.
2. Clean the airflow slots with a soft brush (do not use a screwdriver).
3. Lubricate the blade ② with a low viscosity oil (e.g. GARDENA spray-oil Art. 2366). Avoid contact with the plastic parts.

## 4. STORAGE

### To put into storage [Fig. S1]:

The product must be stored away from children.

1. Disconnect the mains cable.
2. Clean the product (see 3. MAINTENANCE) and slide the protective cover ① over the blade ②.
3. Stowe the product in a dry area where it has protection from frost.

#### Disposal:

(in accordance with RL2012/19/EC)

The product must not be disposed of to normal household waste. It must be disposed of in line with local environmental regulations.



#### IMPORTANT!

→ Dispose of the product through or via your municipal recycling collection centre.

## 5. TROUBLESHOOTING



#### DANGER! Risk of injury!

Cut injury when the product starts accidentally.

→ Before you troubleshoot the product, make sure that the mains cable is disconnected and the protective cover ① is slid over the blade ②.

Problem	Possible Cause	Remedy
Product does not start	Extension cable not connected or damaged.	→ Connect the extension cable or if necessary replace it.
	Blade blocked.	→ Remove obstacle.
Product can no longer be stopped	Start button is stuck.	→ Disconnect the mains cable and loosen start buttons.
Hedge is not cleanly cut	Blade blunt or damaged.	→ Have blade replaced by GARDENA Service.



NOTE: For any other malfunctions please contact the GARDENA service department. Repairs must only be done by GARDENA service departments or specialist dealers approved by GARDENA.

## 6. TECHNICAL DATA

Electric Hedge Trimmer	Unit	Value	Value	Value
		EasyCut 420/45 (Art. 9830)	EasyCut 450/50 (Art. 9831)	EasyCut 500/55 (Art. 9832)
Motor power consumption	W	420	450	500
Mains voltage/ Mains frequency	V / Hz	230 / 50	230 / 50	230 / 50
Strokes	/min.	3,800	3,800	3,800
Length of blade	cm	45	50	55
Tooth gap of blade	mm	18	18	18
Weight	kg (approx.)	2.7	2.8	2.8
Sound pressure level $L_{pA}^{1)}$ Uncertainty $k_{pA}$	dB (A)	84 3	84 3	84 3
Sound power level $L_{WA}^{2)}$ measured / guaranteed Uncertainty $k_{WA}$	dB (A)	94 / 97 2.04	94 / 97 2.04	94 / 97 2.04 dB (A)
Hand/arm vibration $a_{vhw}^{1)}$ Uncertainty $k_a$	$m/s^2$	3.8 1.5	3.8 1.5	3.0 1.5

Measuring process complying with: <sup>1)</sup> EN 60745-2-15 <sup>2)</sup> RL 2000/14/EC amended by 2005/88/EC



NOTE: The stated vibration emission value has been measured according to a standardized test procedure and can be used for comparison of one electric power tool with another. It can also be used for preliminary evaluation of exposure. The vibration emission value can vary during actual use of the electric power tool.

## 7. ACCESSORIES

GARDENA Maintenance Oil	Extends the life of the blade.	Art. 2366
GARDENA Collecting Bag Cut&Collect EasyCut	Easy and comfortable collecting of the chopped property.	Art. 6001

## 8. SERVICE/WARRANTY

#### Service:

Please contact the address on the back page.

#### Warranty:

In the event of a warranty claim, no charge is levied to you for the services provided.

GARDENA Manufacturing GmbH offers a two-year warranty (effective as of the date of purchase) for this product. This warranty includes all significant defects of the product that can be proved to be material or manufacturing faults. This warranty is fulfilled by supplying a fully functional replacement product or by repairing the faulty product sent to us free of charge; we reserve the right to choose between these options. This service is subject to the following provisions:

- The product was used for its intended purpose as per the recommendations in the operating instructions.
- Neither the purchaser nor a third party has attempted to repair the product.


This manufacturer's warranty does not affect warranty entitlements against the dealer/retailer.

If problems arise with this product, please contact our Service department or send the defective product along with a brief description of the fault to GARDENA Manufacturing GmbH, making sure to have sufficiently covered any shipping costs and to have followed the relevant postage and packaging guidelines. A warranty claim must be accompanied by a copy of the proof of purchase.

#### Consumables:

The blade and excentric drive are consumables and are not included in the guarantee.

<b>DE EU-Konformitätserklärung</b> Der Unterzeichner, Husqvarna AB, 561 82 Huskvarna, Schweden, bescheinigt hiermit, dass die nachstehend aufgeführten Geräte bei Verlassen des Werks die harmonisierten EU-Leitlinien, EU-Normen für Sicherheit und besondere Normen erfüllen. Dieses Zertifikat verliert seine Gültigkeit, wenn die Geräte ohne unsere Genehmigung verändert werden.	<b>HU EK megfeleléségi nyilatkozat</b> Alulírott Husqvarna AB, 561 82 Huskvarna, Svédország ezzel tanúsítja, hogy az alábbiakra leírt egységek a gyár elhagyásakor megfeleltek a harmonizált uniós előírásoknak és biztonsági és termékspecifikus szabványoknak. Ez a tanúsítvány érvényét veszti, ha az egységeket jóváhagyásunk nélkül átalakítják.
<b>EN EC Declaration of Conformity</b> The undersigned, Husqvarna AB, 561 82 Huskvarna, Sweden, hereby certifies that, when leaving our factory, the units indicated below are in accordance with the harmonised EU guidelines, EU standards of safety and product specific standards. This certificate becomes void if the units are modified without our approval.	<b>CS Prohlášení o shodě ES</b> Niže uvedená společnost Husqvarna AB, 561 82 Huskvarna, Švédsko, tímto potvrzuje, že při opuštění naší továrny jsou jednotky uvedené níže v souladu s harmonizovanými pokyny EU, standardy EU ohledně bezpečnosti a specifickými produktovými standardy. Tento certifikát ztrácí platnost, pokud dojde k úpravě jednotek bez našeho schválení.
<b>FR Déclaration de conformité CE</b> Le constructeur, soussigné : Husqvarna AB, 561 82 Huskvarna, Suède, déclare qu'à la sortie de ses usines le matériel neuf désigné ci-dessous était conforme aux prescriptions des directives européennes énoncées ci-après et conforme aux règles de sécurité et autres règles qui lui sont applicables dans le cadre de l'Union européenne. Toute modification apportée à cet appareil sans notre accord annule la validité de ce certificat.	<b>SK EÚ vyhlásenie o zhode</b> Dolu podpísaná spoločnosť Husqvarna AB, 561 82 Huskvarna, Švédsko týmto osvedčuje, že nižšie uvedené jednotky boli v súlade s harmonizovanými usmerneniami EÚ, normami EÚ v oblasti bezpečnosti a špecifickými normami týkajúcimi sa produktu v čase opustenia výrobného závodu. Toto osvedčenie stráca platnosť, ak boli jednotky zmenené bez nášho súhlasu.
<b>NL EG-conformiteitsverklaring</b> De ondergetekende, Husqvarna AB, 561 82 Huskvarna, Zweden, verklaart hierbij dat de producten die hieronder staan vermeld, wanneer ze onze fabriek verlaten, in overeenstemming zijn met de geharmoniseerde Europese richtlijnen, EU-normen voor veiligheid en productspecifieke normen. Dit certificaat vervalt als de producten worden aangepast zonder onze toestemming.	<b>EL Δήλωση Συμμόρφωσης EK</b> Η υπογεγραμμένη εταιρεία, Husqvarna AB, 561 82 Huskvarna, Σουηδία, πιστοποιεί ότι, κατά την έξοδο από το εργοστάσιο, οι μονάδες που αναφέρονται παρακάτω συμμορφώνονται με τις εναρμονισμένες οδηγίες ΕΕ, τα πρότυπα ασφαλείας της ΕΕ και τα συγκεκριμένα πρότυπα προϊόντος. Αυτό το πιστοποιητικό καθίσταται άκυρο εάν οι μονάδες έχουν τροποποιηθεί χωρίς την έγκρισή μας.
<b>SV EG-försäkran om överensstämmelse</b> Undertecknad firma Husqvarna AB, 561 82 Huskvarna, Sverige, intygar härmed att nedan nämnda produkter, när de lämnar vår fabrik, överensstämmer med EU:s riktlinjer, EU:s säkerhetsstandarder och produktspecifika standarder. Detta intyg skall giltigförklaras om produkten ändras utan vårt godkännande.	<b>SL Izjava ES o skladnosti</b> Spodaj podpisana, Husqvarna AB, 561 82 Huskvarna, Švedska, s to izjavo potrjuje, da je bila spodaj navedena enota ob izhodu iz tovarne sklada z usklajenimi smernicami EU, standardi EU za varnost in standardi, specifičnimi za izdelek. Izjava postane neveljavna v primeru neodobrene spremembe enote.
<b>DA EU-overensstemmelseserklæring</b> Undertegnede, Husqvarna AB, 561 82 Huskvarna, Sverige erklærer hermed, at nedenfor anførte enheder er i overensstemmelse med de harmoniserede EUREtninglinjer, EU-standarder for sikkerhed og produktspecifikke standarder, når de forlader fabrikken. Denne erklæring ugyldiggøres, hvis enhederne ændres uden vores godkendelse.	<b>HR Izjava o usklađenosti EZ</b> Niže potpisana Husqvarna AB, 561 82 Huskvarna, Švedska, ovime potvrđuje kako su u nastavku navedene jedinice prilikom napuštanja tvornice bile u skladu s usklađenim smjernicama EU, EU sigurnosnim standardima i standardima specifičnima za proizvod. Ova certifikacija poništava se ako se jedinice izmjenjuju bez odobrenja.
<b>FI EY-vaatimustenmukaisuusvakuutus</b> Husqvarna AB, 561 82 Huskvarna, Ruotsi, vakuuttaa täten, että alla mainitut laitteet ovat tehtaalta lähtiesään yhdenmukaisesti julkaisun EU-säännösten, EU:n turvastandardien ja tuotekohtaisten standardien mukaisia. Tämä vakuutus mitätöityy, jos laitteita muutetaan ilman hyväksyntäämme.	<b>RO Declarație de conformitate CE</b> Subscrisa, Husqvarna AB, 561 82 Huskvarna, Suedia, certifică prin prezenta că, la momentul ieșirii din fabrica noastră, unitățile indicate mai jos sunt în conformitate cu directivele UE armonizate, cu standardele UE de siguranță și cu standardele specifice ale produsului. Prezentul certificat devine nul dacă unitățile sunt modificate fără aprobarea noastră.
<b>IT Dichiarazione di conformità CE</b> La sottoscritta Husqvarna AB, 561 82 Huskvarna, Svezia, certifica che il prodotto qui di seguito indicato, nei modelli da noi commercializzati, è conforme alle direttive armonizzate UE nonché agli standard di sicurezza UE e agli standard specifici di prodotto. Qualunque modifica apportata al prodotto senza nostra specifica autorizzazione invalida la presente dichiarazione.	<b>BG Декларация за съответствие на ЕО</b> С настоящото допълнително подписана, Husqvarna AB, 561 82 Huskvarna, Швеция, удостоверява, че при напускане на фабриката модулите, посочени по-долу, са в съответствие с хармонизираните директиви на ЕС, стандартите на ЕС за безопасност и специфичните за продукта стандарти. Този сертификат става невалиден, ако модулите са променени без наше одобрение.
<b>ES Declaración de conformidad CE</b> El abajo firmante, Husqvarna AB, 561 82 Huskvarna, Suecia, certifica por la presente que, cuando salen de la fábrica, las unidades indicadas a continuación cumplen las normas de armonización de la UE, las normas de la UE sobre seguridad y las normas específicas del producto. Este certificado quedará sin efecto si se modifican las unidades sin nuestra autorización.	<b>ET EÜ vastavusdeklaratsioon</b> Allakirjutatu Husqvarna AB, 561 82 Huskvarna, Rootsi, kinnitab käesolevaga, et tehased väljumisel vastavad alpool nimetatud seadmed harmoneeritud EL-i suunistele, EL-i ohutusstandarditele ja tootele eriomastele standarditele. See vastavuskinnitus kaotab kehtivuse, kui seadmed muudetakse ilma meie heakskiuduta.
<b>PT Declaração de conformidade CE</b> O abaixo-assinado, Husqvarna AB, 561 82 Huskvarna, Suécia, certifica por este meio que, ao sair da nossa fábrica, as unidades indicadas acima estão em conformidade com as diretivas uniformizadas da UE, os padrões de segurança da UE e os padrões específicos do produto. Este certificado deixa de ser válido se as unidades forem modificadas sem a nossa aprovação.	<b>LT EB atitikties deklaracija</b> Husqvarna AB, 561 82 Huskvarna, Sweden, garantuoja, kad iš gamyklos siunčiami toliau nurodyti įrenginiai atitinka suderintus EB reikalavimus, EB saugos ir konkretaus gaminio standartus. Paketus gaminį bei mūsų patvirtinimo, nutraukiamas šio sertifikato galiojimas.
<b>PL Deklaracja zgodności WE</b> Należ podpisany przedstawiciel firmy Husqvarna AB, 561 82 Huskvarna, Szwecja, niniejszym oświadczam, że podane poniżej wyrobry opuszczające fabrykę są zgodne ze zharmonizowanymi normami UE oraz z obowiązującymi w UE przepisami bezpieczeństwa i normami dotyczącymi danego produktu. Modyfikacja wyrobów bez naszej zgody powoduje unieważnienie niniejszego certyfikatu.	<b>LV EK atbilstības deklarācija</b> Uzņēmums Husqvarna AB, 561 82 Huskvarna, Zviedrija, ar parakstu apliecina, ka tālāk minētās vienības, pametot rūpniecību, atbilst saskaņotajam ES vadlīnijām, ES drošības standartiem un izstrādājumam specifiskajiem standartiem. Šis sertifikāts tiek anulēts, ja šīs vienības tiek modificētas bez mūsu apstiprinājuma.

Produktbezeichnung: Description of the product: Désignation du produit : Beschrijving van het product: Beskrivning av produkten: Beskrivelse af produktet: Tuotteiden kuvaus: Descrizione del prodotto: Descripción del producto: Descrição do produto: Opis produktu: A termék leírása: Popis výrobku: Popis produktu: Περιγραφή του προϊόντος: Opis izdelka: Opis proizvoda: Descripción del producto: Описание на продукта: Toote kirjeldus: Gamínio aprašas: Izstrādājuma apraksts:	Harmonisierte EN-Normen / Harmonised EN: <b>EN 60745-1</b> <b>EN 60745-2-15</b> <b>EN ISO 12100</b>  Schall-Leistungspegel: gemessen / garantiert Noise level: measured / guaranteed Niveau sonore : mesuré / garanti Geluidsniveau: gemeten / gegarandeerd Ljudnivå: uppmätt / garanterad Støjniveau: målt / garanteret Áánitaso: mitattu / taattu Livello acustico: misurato / garantito Nivel de ruido: medido / garantizado Poziom hałasu: zmierzony / gwarantowany Zajszint: mért / garantált Hladina hluku: naměřená / zaručená Hladiny hluku: nameřené / zaručené  Anbringningsår der CE-Kennzeichnung: Year of CE marking: Année d'apposition du marquage CE : Installatiejaar van de CE-aanduiding: Märkningsår: CE-Märkningsår: CE-merkin kiinnitysvoosi: Anno di applicazione della certificazione CE: Colocación del distintivo CE: Ano de marcação pela CE: Rok nadania oznakowania CE: CE-jelzés elhelyezésének éve:  Rok umístění značky CE: Rok udelenia značky CE: Έτος οήματος CE: Leto namestitve CE-oznake: Godina dobivanja CE oznake: Anul de marcare CE: Година на поставяне на CE-маркировка: CE-mārgistuse raigaldamise aasta: Metai, kada pažymėta CE-ženku: CE-marķējuma uzlikšanas gads:
<b>EasyCut 420/45</b> <b>EasyCut 450/50</b> <b>EasyCut 500/55</b>	<b>9830</b> <b>9831</b> <b>9832</b>
EU-Richtlinien: EC-Directives: Directives CE : EG-richtlijnen: EU-direktiv: EF-direktiver: EY-direktivit: Direktive UE: Directiva CE: Diretivas CE: Dyrektywy WE: EK-irányelvek: Predispy EU: Smernice EÚ: Öngyűs EK: Direktive EU: EC direktive: Directive CE: Директиви на EO: EU direktíviid:	EB direktivos: EK direktivas:  Hinterlegte Dokumentation: GARDENA Technische Dokumentation, M. Kugler 89079 Ulm  Deposited Documentation: GARDENA Technical Documentation, M. Kugler 89079 Ulm  Documentation déposée: Documentation technique GARDENA, M. Kugler 89079 Ulm  Konformitätsbewertungs- verfahren: Nach 2000/14/EG Art. 14 Anhang V  Conformity Assessment Procedure: according to 2000/14/EC Art.14 Annex V  Procédure d'évaluation de la conformité : Selon 2000/14/CE art. 14 Annexe V
2006/42/EC 2014/30/EC 2000/14/EC 2011/65/EC	2015  Der Bevollmächtigte Authorised representative Le mandataire De gevolmachtigde Autoriserad representant Autoriseret repræsentant Valtuutetu edustaja Persona delegata La persona autorizada O reprezentante Peinomočnik Meghatalmazott Zpřimocněnec Spilnomočneny O εξουσιοδοτημένος Problaščenes Ovlaštena osoba Conducerea tehnică Упълномощен Valītatud esindaja Igalīotasis atstovas Pilnvarotā persona   <b>Reinhard Pompe</b> Vice President

**Deutschland / Germany**

GARDENA  
Manufacturing GmbH  
Central Service  
Hans-Lorenser-Straße 40  
D-89079 Ulm  
Produktfragen:  
(+49) 731 490-123  
Reparaturen:  
(+49) 731 490-290  
service@gardena.com

**Albania**

COBALT Sh.p.k.  
Rr. Siri Kodra  
1000 Tirana

**Argentina**

Husqvarna Argentina S.A.  
Av.del Libertador 5954 –  
Piso 11 – Torre B  
(C1428ARP) Buenos Aires  
Phone: (+54) 11 5194 5000  
info.gardena@  
ar.husqvarna.com

**Armenia**

Garden Land Ltd.  
61 Tigran Mets  
0005 Yerevan

**Australia**

Husqvarna Australia Pty. Ltd.  
Locked Bag 5  
Central Coast BC  
NSW 2252  
Phone: (+61) (0) 2 4352 7400  
customer.service@  
husqvarna.com.au

**Austria / Österreich**

Husqvarna Austria GmbH  
Industriezeile 36  
4010 Linz  
Tel.: (+43) 732 77 01 01-485  
service.gardena@  
husqvarnagroup.com

**Azerbaijan**

Firm Progress  
a. Aliyev Str. 26A  
1052 Bakı

**Belgium**

Husqvarna België nv/sa  
Gardena Division  
Rue Egide Van Ophem 111  
1180 Uccle / Ukkel  
Tel.: (+32) 2 720 92 12  
info@gardena.be

**Bosnia / Herzegovina**

SILK TRADE d.o.o.  
Industrijska zona Bukva bb  
74260 Tešanj

**Brazil**

Husqvarna do Brasil Ltda  
Av. Francisco Matarazzo,  
1400 – 19º andar  
São Paulo – SP  
CEP: 05001-903  
Tel: 0800-112252  
marketing.br.husqvarna@  
husqvarna.com.br

**Bulgaria**

AGROLAND България АД  
бул. 8 Декември, №13  
Офис 5  
1700 Студентски град  
София  
Тел.: (+359) 24666910  
info@agroland.eu

**Canada / USA**

GARDENA Canada Ltd.  
100 Summerlea Road  
Brampton, Ontario L6T 4X3  
Phone: (+1) 905 792 93 30  
info@gardenacanada.com

**Chile**

Maquinarias Agroforestales  
Ltda. (Maga Ltda.)  
Santiago, Chile  
Avda. Chesterton  
# 8355 comuna Las Condes  
Phone: (+56) 2 202 4417  
Dalton@maga.cl  
Zipcode: 7560330

**China**

Husqvarna (Shanghai)  
Management Co., Ltd.  
富世华 (上海) 管理有限公司  
3F, Benq Square B,  
No207, Song Hong Rd.,  
Chang Ning District,  
Shanghai, PRC. 200335  
上海市长宁区淞虹路207号明  
基广场B座3楼, 邮编: 200335

**Colombia**

Husqvarna Colombia S.A.  
Calle 18 No. 68 D-31, zona  
Industrial de Montevideo  
Bogotá, Cundinamarca  
Tel. 571 2922700 ext. 105  
jairo.salazar@  
husqvarna.com.co

**Costa Rica**

Compania Exim  
Euroberoamericana S.A.  
Los Colegios, Moravia,  
200 metros al Sur del Colegio  
Saint Francis – San José  
Phone: (+506) 297 68 83  
exim\_euro@racsa.co.cr

**Croatia**

Husqvarna Austria GmbH  
Industriezeile 36  
4010 Linz  
Tel.: (+43) 732 77 01 01-485  
service.gardena@  
husqvarnagroup.com

**Cyprus**

Med Marketing  
17 Digeni Akrita Ave  
P.O. Box 27017  
1641 Nicosia

**Czech Republic**

Husqvarna Česko s.r.o.  
Türkova 2319/5b  
149 00 Praha 4 – Chodov  
Bezplatná infolinka:  
800 100 425  
servis@cz.husqvarna.com

**Denmark**

GARDENA DANMARK  
Lejrvej 19, st.  
3500 Værløse  
Tlf.: (+45) 70264770  
husqvarna@husqvarna.dk  
www.gardena.com/dk

**Dominican Republic**

BOSQUESA, S.R.L  
Carretera Santiago Licey  
Km. 5 ½  
Esquina Copal II.  
Santiago  
Dominican Republic  
Phone: (+809) 736-0333  
joserbosquesa@claro.net.do

**Ecuador**

Husqvarna Ecuador S.A.  
Arupos E1-181 y 10 de  
Agosto Quito, Pichincha  
Tel. (+593) 22800739  
francisco.jacome@  
husqvarna.com.ec

**Estonia**

Husqvarna Eesti OÜ  
Valdeku 132  
EE-11216 Tallinn  
info@gardena.ee

**Finland**

Oy Husqvarna Ab  
Gardena Division  
Lautatarhankatu 8 B/PL 3  
00581 HELSINKI  
www.gardena.fi

**France**

Husqvarna France  
9/11 Allée des pierres mayettes  
92635 Gennevilliers Cedex  
France  
http://www.gardena.com/fr  
N° AZUR: 0 810 00 78 23  
(Prix d'un appel local)

**Georgia**

Transporter LLC  
8/57 Beliashvili street  
0159 Tbilisi, Georgia  
Phone: (+995) 322 14 71 71

**Great Britain**

Husqvarna UK Ltd  
Preston Road  
Aycliffe Industrial Park  
Newton Aycliffe  
County Durham  
DL5 6UP  
info.gardena@  
husqvarna.co.uk

**Greece**

Π. ΠΑΠΑΔΟΠΟΥΛΟΣ ΑΕΒΕ  
Λεωφ. Αθηνών 92  
Αθήνα  
Τ.Κ.104 42  
Ελλάδα  
Τηλ. (+30) 210 5193100  
info@papadopoulos.com.gr

**Hungary**

Husqvarna Magyarország Kft.  
Ezred u. 1-3  
1044 Budapest  
Telefon: (+36) 1 251-4161  
vevoszolgalat.husqvarna@  
husqvarna.hu

**Iceland**

Ó. Johnson & Kaaber  
Tunguhalsi 1  
110 Reykjavík  
ooj@ojk.is

**Ireland**

Husqvarna UK Ltd  
Preston Road  
Aycliffe Industrial Park  
Newton Aycliffe  
County Durham  
DL5 6UP  
info.gardena@  
husqvarna.co.uk

**Italy**

Husqvarna Italia S.p.A.  
Via Santa Vecchia 15  
23868 VALMADRERA (LC)  
Phone: (+39) 0341.203.111  
assistenza.italia@  
it.husqvarna.com

**Japan**

KAKUICHI Co. Ltd.  
Sumitomo Realty &  
Development Kojimachi  
BLDG., 8F  
5-1 Nibannco  
Chiyoda-ku  
Tokyo 102-0084  
Phone: (+81) 33 264 4721  
m\_ishihara@kaku-ichi.co.jp

**Kazakhstan**

LAMED Ltd.  
155/1, Tazhibayevoy Str.  
050060 Almaty  
IP Schmidt  
Abayavenue 3B  
110 005 Kostanay

**Korea**

Kyung Jin Trading CO.,LTD.  
107-4, SunDuk Bld.,  
YangJae-dong,  
Seocho-gu,  
Seoul, (zipcode: 137-891)  
Phone: (+82) (0)2 574-6300

**Kyrgyzstan**

Alye Maki  
av. Moladaya Guardir J 3  
720014  
Bishkek

**Latvia**

Husqvarna Latvija SIA  
Ulbrokas 19A  
LV-1021 Rīga  
info@gardena.lv

**Lithuania**

UAB Husqvarna Lietuva  
Ateities pl. 77C  
LT-52104 Kaunas  
info@gardena.lt

**Luxembourg**

Magasins Jules Neuberger  
39, rue Jacques Stas  
Luxembourg-Gasperich 2549  
Case Postale No. 12  
Luxembourg 2010  
Phone: (+352) 40 14 01  
api@neuberger.lu

**Mexico**

AFOSA  
Av. Lopez Mateos Sur # 5019  
Col. La Calma 45070  
Zapopan, Jalisco  
Mexico  
Phone: (+52) 33 3818-3434  
icornejo@afosa.com.mx

**Moldova**

Convel S.R.L.  
290A Muncesti Str.  
2002 Chisinau

**Netherlands**

Husqvarna Nederland B.V.  
GARDENA Division  
Postbus 50131  
1305 AC ALMERE  
Phone: (+31) 36 521 00 10  
info@gardena.nl

**Neth. Antilles**

Jonka Enterprises N.V.  
Sta. Rosa Weg 196  
P.O. Box 8200  
Curaçao  
Phone: (+599) 9 767 66 55  
pgm@jonka.com

**New Zealand**

Husqvarna New Zealand Ltd.  
PO Box 76-437  
Manukau City 2241  
Phone: (+64) (0) 9 9202410  
support.nz@husqvarna.co.nz

**Norway**

Husqvarna Norge AS  
Gardena Division  
Trøskenveien 36  
1708 Sarpsborg  
info@gardena.no

**Peru**

Husqvarna Perú S.A.  
Jr. Ramón Cárcamo 710  
Lima 1  
Tel: (+51) 1 3320400 ext. 416  
juan.remuzgo@  
husqvarna.com

**Poland**

Husqvarna  
Poland Spółka z o.o.  
ul. Wysockiego 15 b  
03-371 Warszawa  
Phone: (+48) 22 330 96 00  
gardena@husqvarna.com.pl

**Portugal**

Husqvarna Portugal, SA  
Lagoa - Albarraque  
2635 - 595 Rio de Mouro  
Tel.: (+351) 21 922 85 30  
Fax : (+351) 21 922 85 36  
info@gardena.pt

**Romania**

Madex International Srl  
Soseaua Odaii 117-123,  
RO 013603 București, S1  
Phone: (+40) 21 352.76.03  
madex@ines.ro

**Russia / Россия**

ООО „Хускварна“  
141400, Московская обл.,  
г. Химки,  
улица Ленинградская,  
владение 39, стр.6  
Бизнес Центр  
„Химки Бизнес Парк“,  
помещение ОВ02\_04  
http://www.gardena.ru

**Serbia**

Domel d.o.o.  
Autoput za Novi Sad bb  
11273 Belgrade  
Phone: (+381) 1 18 48 88 12  
miroslav.jejina@domel.rs

**Singapore**

Hy-Ray PRIVATE LIMITED  
40 Jalan Pemimpin  
#02-08 Tat Ann Building  
Singapore 577185  
Phone: (+65) 6253 2277  
shiyiing@hyray.com.sg

**Slovak Republic**

Husqvarna Česko s.r.o.  
Türkova 2319/5b  
149 00 Praha 4 – Chodov  
Bezplatná infolinka:  
800 154 044  
servis@sk.husqvarna.com

**Slovenia**

Husqvarna Austria GmbH  
Industriezeile 36  
4010 Linz  
Tel.: (+43) 732 77 01 01-485  
service.gardena@  
husqvarnagroup.com

**South Africa**

Husqvarna  
South Africa (Pty) Ltd  
Postnet Suite 250  
Private Bag X6,  
Cascades, 3202  
South Africa  
Phone: (+27) 33 846 9700  
info@gardena.co.za

**Spain**

Husqvarna España S.A.  
Calle de Rivas nº 10  
28052 Madrid  
Phone: (+34) 91 708 05 00  
atencioncliente@gardena.es

**Suriname**

Agrofrix n.v.  
Verlengde Hogestraat #22  
Phone: (+597) 472426  
agrofrix@sr.net  
Pobox : 2006  
Paramaribo  
Suriname – South America

**Sweden**

Husqvarna AB  
Gardena Division  
S-561 82 Husqvarna  
Gardenaorder@husqvarna.se

**Switzerland / Schweiz**

Husqvarna Schweiz AG  
Consumer Products  
Industriestrasse 10  
5506 Mägenwil  
Phone: (+41) (0) 62 887 37 90  
info@gardena.ch

**Turkey**

Dost Bahçe Diş Ticaret  
Müessesilik A.Ş  
Yunus Mah. Adil Sok. No:3  
Ic Kapi No: 1 Kartal  
34873 İstanbul  
Phone: (+90) 216 38 93 939  
info@dostbahce.com.tr

**Ukraine / Україна**

ТОВ «Хускварна Україна»  
вул. Васильківська, 34,  
офіс 204-г  
03022, м. Київ  
Тел. (+38) 044 498 39 02  
info@gardena.ua

**Uruguay**

FELI SA  
Entre Rios 1083 CP 11800  
Montevideo – Uruguay  
Tel: (+598) 22 03 18 44  
info@felisa.com.uy

**Venezuela**

Corporación Casa y Jardín C.A.  
Av. Caroní, Edif. Trezmen, PB.  
Colidas de Bello Monte.  
1050 Caracas.  
Tlf: (+58) 212 992 33 22  
info@casayjardin.net.ve

9830-20.960.03/1017

© GARDENA  
Manufacturing GmbH  
D-89070 Ulm  
http://www.gardena.com