

AccuCut Li Art. 9850

DE Betriebsanleitung

Grasschere

EN Operation Instructions

Grass Shear

FR Mode d'emploi

Cisaille à gazon

NL Gebruiksaanwijzing

Grasschaar

SV Bruksanvisning

Grässax

DA Brugsanvisning

Græssaks

FI Käyttöohje

Ruohosakset

NO Bruksanvisning

Gressaks

IT Istruzioni per l'uso

Forbici per erba manuali

ES Instrucciones de empleo

Tijeras cortacésped

PT Manual de instruções

Tesoura para relva

PL Instrukcja obsługi

Nożyce do trawy

HU Használati utasítás

Fűnyíró olló

CS Návod k obsluze

Nůžky na trávu

SK Návod na obsluhu

Nožnice na trávu

EL Οδηγίες χρήσης

Ψαλίδι χλόης

RU Инструкция по эксплуатации

 Ножницы для газонов
аккумуляторные

SL Navodilo za uporabo

Škarje za travo

HR Upute za uporabu

Škare za travu

SR/ BS Uputstvo za rad

Makaze za travu

UK Інструкція з експлуатації

Ножиці газонні акумуляторні

RO Instrucțiuni de utilizare

Foarfecă pentru gazon

TR Kullanma Kılavuzu

Çim makası

BG Инструкция за експлоатация

Ножица за трева

SQ Manual përdorimi

Prerëse bari

ET Kasutusjuhend

Murukäärid

LT Eksploatavimo instrukcija

Žolės žirklys

LV Lietošanas instrukcija

Zāles šķēres

GARDENA Grass Shear AccuCut Li

1. SAFETY	10
2. INSTALLATION	13
3. OPERATION	13
4. MAINTENANCE	14
5. STORAGE	14
6. TROUBLESHOOTING	15
7. TECHNICAL DATA	16
8. SERVICE/WARRANTY	16

Original instructions.



This product is not intended for use by persons (including children) with reduced physical, sensory or mental capabilities, or lack of experience and knowledge, unless they have been given supervision or instruction concern-

ing use of the product by a person responsible for their safety. Children should be supervised to ensure that they do not play with the product. The use of this product by young people under the age of 16 is not recommended. Never operate the product when you are tired, ill or under the influence of alcohol, drugs or medicine.

Intended use:

The GARDENA Grass Shears are suitable for cutting lawn edges, smaller grass areas and for precise shaping of shrubs, in particular boxwood, for the private home or hobby garden.

DANGER! Risk of injury! The product must not be used for chopping up material for composting purposes.

1. SAFETY

If not used properly this product can be dangerous. The warnings and safety instructions must be followed to ensure reasonable safety and efficiency in using this product. The operator is responsible for following the warnings and instructions in this manual and on the product. Never use the product unless the guards provided by the manufacturer are in the correct position.

Symbols on the product:



Read operator's manual.



DANGER!
Cutting tool continues to run after switching off!



DANGER!
Keep bystanders away.



Do not expose to rain.



WARNING! Read all safety warnings and all instructions.

Failure to follow the warnings and instructions may result in electric shock, fire and/or serious injury.

Save all warnings and instructions for future reference.

Safe operation practices

1) Training

- Read the instructions carefully. Be familiar with the controls and the correct use of the machine.
- Never allow children or people unfamiliar with these instructions to use the machine. Local regulations can restrict the age of the operator.
- Keep in mind that the operator or user is responsible for accidents or hazards occurring to other people or their property.

2) Preparation

- Before use, check the supply and extension cord for signs of damage or aging. If the cord becomes damaged during use, disconnect the cord from the supply immediately. **DO NOT TOUCH THE CORD BEFORE DISCONNECTING THE SUPPLY.** Do not use the machine if the cord is damaged or worn.
- Before use, always visually inspect the machine for damaged, missing or misplaced guards or shields.
- Never operate the machine while people, especially children, or pets are nearby.

3) Operation

- Keep supply and extension cords away from cutting means.
- Wear eye protection and stout shoes at all times while operating the machine.

- c) Avoid using the machine in bad weather conditions especially when there is a risk of lightning.
- d) Use the machine only in daylight or good artificial light.
- e) Never operate the machine with damaged guards or shields or without guards or shields in place.
- f) Switch on the motor only when the hands and feet are away from the cutting means.
- g) Always disconnect the machine from the power supply (i. e. remove the plug from the mains remove the disabling device or removable battery)
 - whenever the machine is left unattended,
 - before clearing a blockage,
 - before checking, cleaning or working on the machine,
 - after striking a foreign object,
 - whenever the machine starts vibrating abnormally.
- h) Take care against injury to feet and hands from the cutting means.
- i) Always ensure that the ventilation openings are kept clear of debris.

4) Maintenance and storage

- a) Disconnect the machine from the power supply (i.e. remove the plug from the mains remove the disabling device or removable battery) before carrying out maintenance or cleaning work.
- b) Use only the manufacturer's recommended replacement parts and accessories.
- c) Inspect and maintain the machine regularly. Have the machine repaired only by an authorized repairer.
- d) When not in use, store the machine out of the reach of children.

Additional Safety Recommendations

Warning! Keep toddlers away when you assemble the product.

Small parts can be easily swallowed. There is also a risk that the polybag can suffocate toddlers.

Work area safety

Only use the product in the manner and for the functions described in these instructions.

The operator or user is responsible for accidents or hazards occurring to other people or their property.

Do not use the product when a thunderstorm is approaching.

Electrical safety

Before use, examine cable for damage, replace it if there are signs of damage or ageing.

Do not use the product if the electric cables are damaged or worn.

Immediately disconnect from the mains electricity supply if the cable is cut, or the insulation is damaged. Do not touch the electric cable until the electrical supply has been disconnected.

Always disconnect the mains cable before disconnecting any plug, cable connector or extension cable.

Always wind cable carefully, avoiding kinking.

Use only on AC mains supply voltage shown on the product rating label.

Under no circumstances should an earth be connected to any part of the product.

Warning! This product makes an electromagnetic field while it operates. This field may under some conditions interfere with active or passive medical implants. To decrease the risk of conditions that can possibly injure or kill, we recommend persons with medical implants to speak with their physician and the medical implant manufacturer before operating.

Cables

Use only permitted extension cables as per HD 516.

→ Ask your electrical specialist.

Personal safety

Always wear suitable clothing, protective gloves, and stout shoes.

Thoroughly inspect the area where the product is to be used and remove all wires and other foreign objects.

Before using the product and after any impact, check for signs of wear or damage and repair as necessary.

If the product can no longer be switched off in the event of a defect, place the product on a solid surface and monitor until the battery is empty. Send the defective product to the GARDENA Service Centre.

Never attempt to use an incomplete product or one with an unauthorised modification.

Power tool use and care

Know how to stop the product quickly in an emergency.

Never hold the product by the guard.

Do not use the product if the protection equipments (protective cover, quick blade-stop) are damaged.

Do not use ladders whilst operating the product.

Remove the battery:

- before leaving the product unattended for any period;
- before clearing a blockage;
- before checking, cleaning or working on the product;
- if you hit an object. Do not use your product until you are sure that the entire product is in a safe operating condition;
- if the product starts to vibrate abnormally. Check immediately. Excessive vibration can cause injury.
- before passing to another person.

Only use the product between 0 – 40 °C.

Battery safety



FIRE RISK!

The battery to be charged must be placed on a non-flammable, heat resistant and nonconductive surface while charging.

Keep corrosive, flammable and easily combustible objects clear of the battery charger and the battery.

Do not cover the battery charger and the battery while charging.

Unplug the battery charger immediately in the event of smoke formation or fire.

Only use the original GARDENA Battery Charger for charging. The use of other battery chargers may damage the batteries irreparably and even cause a fire.



RISK OF EXPLOSION!

→ Protect product from heat and fire. Do not leave on radiators or expose to strong sunshine for long periods.

Do not use the battery charger outdoors.

Protect the battery charger from damp or wet areas.

Only use the battery in an ambient temperature between –10 °C and + 45 °C.

A non-functioning battery must be disposed of correctly. It may not be sent via post. For further details, please contact your local disposal companies.

The battery charger should be checked regularly for signs of damage or ageing (brittleness) and may only be used if it is in perfect condition.

The charger product provided may only be used to charge the rechargeable batteries supplied with the product.

Non-rechargeable batteries must not be charged with this battery charger (danger of fire).

The product must not be operated during charging.

After charging, disconnect the charger from the mains and from the battery.

Only charge battery between 10 – 45 °C.

After heavy duty service allow battery to cool down first.

Maintenance and storage



RISK OF INJURY!

Do not touch blades.

→ **When finishing or interrupting work push up protection cover.**

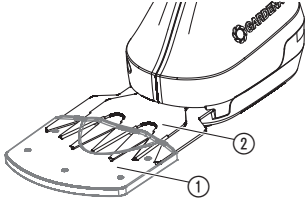
Keep all nuts, bolts and screws secure to be sure the product is in safe working condition.

The product must not be stored over 35 °C or under direct exposure to sunlight.

Do not store the product in places with static electricity.

2. INSTALLATION

Initial Operation:

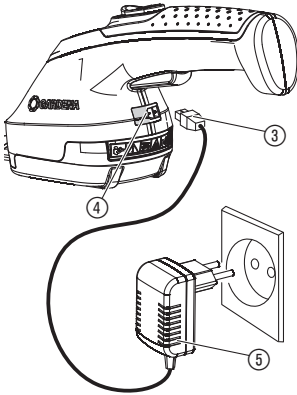


DANGER! Risk of physical injury!

Cut injury when the product starts accidentally.

→ Before you initially operate the product, make sure that the protective cover ① is slid over the blade ②.

To charge the battery:



WARNING!

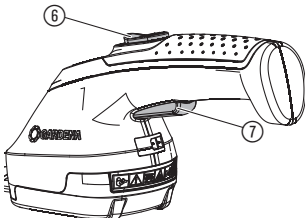
Incorrect mains voltage damages batteries and the battery charger.

→ Ensure the correct mains voltage.

1. Connect charging cable ③ to the jack ④ of the Battery Shear.
2. Connect battery charger ⑤ to an electrical socket.
During charging, the jack ④ flashes green. The battery is charged.
When the jack ④ lights up green, the battery is fully charged.
Check the charge status regularly while charging.
3. First pull the charging cable ③ out of the jack ④ and then unplug the battery charger from the electrical socket.
When there is a sharp fall in the power of the battery, the product switches off and the battery needs to be charged.

3. OPERATION

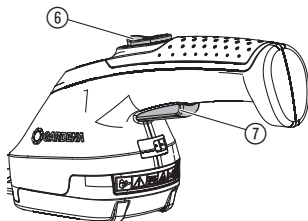
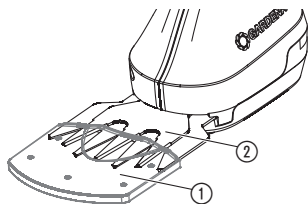
To start the Grass Shear:



DANGER! Risk of physical injury!

Risk of injury if the product does not stop when you release the start button.

→ Do not bypass the safety devices or switches. For example do not attach the starting lock-out ⑥ or start button ⑦ to the handle.

**To start:**

The product is fitted with a starting lock-out (6) to prevent the product from being turned on by accident.

1. Clear the area to be cut of stones and other solid objects.
2. Remove the protective cover (1) from the blade (2).
3. Push the starting lock-out (6) forwards and push the start button (7).

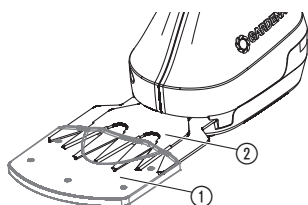
The product will start.

4. Release the starting lock-out (6).

To stop:

1. Release the start button (7).
2. Slide the protective cover (1) over the blade (2).

4. MAINTENANCE

**To clean the Grass Shear:**

DANGER! Risk of physical injury!

Cut injury when the product starts accidentally.

→ **Before you maintain the product, make sure that the protective cover (1) is slid over the blade (2).**



DANGER! Electric shock!

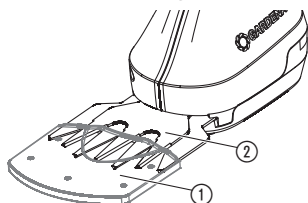
Risk of injury and risk of damage to property.

→ **Do not clean the product with water or with a water jet (in particular high-pressure water jet).**

To increase operating time, the product should be cleaned and sprayed after each use.

1. Clean the product with a damp cloth.
2. Lubricate the blade (2) with a low viscosity oil (e.g. GARDENA spray-oil Art. 2366). Avoid contact with the plastic parts.

5. STORAGE

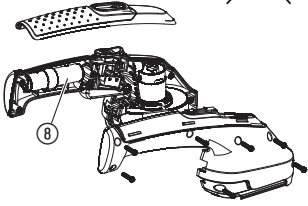
To put into storage:

The product must be stowed away from children.

1. Charge the battery. This increases the life of the battery.
2. Clean the product (see 4. MAINTENANCE) and slide the protective cover (1) over the blade (2).
3. Stow the product in a dry area where it has protection from frost.

Disposal:

(in accordance with
RL2012/19/EC)



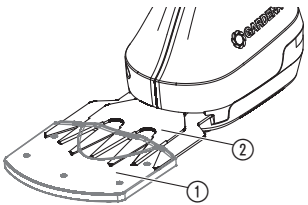
The product must not be added to usual household waste. Refer to local environmental laws for discarding.

The product contains lithium-ion cells that should not be discarded with normal household waste at the end of their life.

Please return the lithium-ion cells to your GARDENA dealer or dispose of them properly at a public recycling centre.

1. Discharge lithium-ion cells ⑧ completely.
2. Remove lithium-ion cells ⑧ from the product.
3. Dispose of lithium-ion cells ⑧ properly.

6. TROUBLESHOOTING

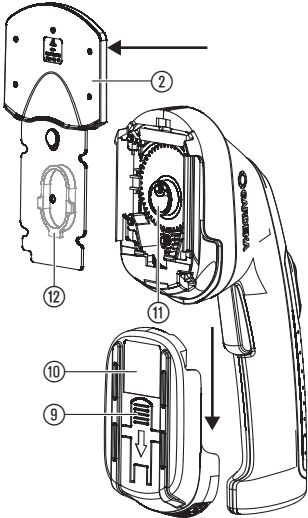


DANGER! Risk of physical injury!

Cut injury when the product starts accidentally.

→ Before you troubleshoot the product, make sure that the protective cover ① is slid over the blade ②.

To change the blade:



Only an original GARDENA blade is allowed to be used. A new blade can be ordered by the GARDENA Service.

1. Push the button ⑨ and slide the lid ⑩ downwards.
2. Remove the blade ②.
3. If necessary clean the transmission chamber and lubricate the excentric drive ⑪ with some acid-free grease (Vaseline).
4. Turn the excentric drive ⑪ downwards.
5. Pull the crank ⑫ on the back side of the blade ② in the middle.
6. Place the new blade ② on the motor product in such a way that the excentric drive ⑪ is inserted in the crank ⑫.
7. Slide the lid ⑩ upwards until it makes a click.

Problem	Possible Cause	Remedy
The jack flashes red while charging	Allowed battery temperature was exceeded.	→ Let the battery cool down. Restart the charging.
Runtime too low	Blade soiled.	→ Clean and lubricate scissor blade in accordance with the maintenance instructions.

Problem	Possible Cause	Remedy
The product does not cut cleanly	Blade blunt or damaged.	→ Change the blade (see <i>To change the blade</i>).



For any other malfunctions please contact the GARDENA service department.
Repairs must only be done by GARDENA service departments or specialist dealers approved by GARDENA.

7. TECHNICAL DATA

Grass Shear	AccuCut Li (Art. 9850)
Battery capacity	2.15 Ah
Battery charging time	80 % 3.5 hrs. / 100 % 4.5 hrs.
Battery charger	
Mains voltage/ Mains frequency	100 – 240 V / 50 – 60 Hz
Rated output current	500 mA
Max. output voltage	5.5 V (DC)
Width of blade	8 cm
Weight	approx. 560 g
Sound pressure level L_{PA}¹⁾	< 70 dB (A)
Hand/arm vibration a_{vhw}¹⁾ Uncertainty k_a	< 2.5 m/s ² 1.5 m/s ²

Measuring process complying with ¹⁾ DIN EN 50636-2-94

8. SERVICE/WARRANTY

Service:

Please contact the address on the back page.

Warranty:

In the event of a warranty claim, no charge is levied to you for the services provided.

GARDENA Manufacturing GmbH offers a two-year warranty (effective as of the date of purchase) for this product. This warranty includes all significant defects of the product that can be proved to be material or manufacturing faults. This warranty is fulfilled by supplying a fully functional replacement product or by repairing the faulty product sent to us free of charge; we reserve the right to choose between these options. This service is subject to the following provisions:

- The product was used for its intended purpose as per the recommendations in the operating instructions.

- Neither the purchaser nor a third party has attempted to repair the product.

This manufacturer's warranty does not affect warranty entitlements against the dealer/retailer.

If problems arise with this product, please contact our Service department or send the defective product along with a brief description of the fault to GARDENA Manufacturing GmbH, making sure to have sufficiently covered any shipping costs and to have followed the relevant postage and packaging guidelines. A warranty claim must be accompanied by a copy of the proof of purchase.

Consumables:

The blade and excentric drive are consumables and are not included in the warranty.

DE Produkthaftung

Wir weisen ausdrücklich darauf hin, dass wir in Übereinstimmung mit dem Produkthaftungsgesetz nicht für Schäden haften, die durch unsere Produkte entstehen, wenn diese unsachgemäß und nicht durch einen von uns autorisierten Servicepartner repariert wurden oder wenn keine Original GARDENA Teile oder von uns zugelassene Teile verwendet wurden.

EN Product liability

In accordance with the German Product Liability Act, we hereby expressly declare that we accept no liability for damage incurred from our products where said products have not been properly repaired by a GARDENA-approved service partner or where original GARDENA parts or parts authorised by GARDENA were not used.

FR Responsabilité

Conformément à la loi relative à la responsabilité du fait des produits défectueux, nous déclarons expressément par la présente que nous déclinons toute responsabilité pour les dommages résultant de nos produits, si lesdits produits n'ont pas été correctement réparés par un partenaire d'entretien agréé GARDENA ou si des pièces d'origine GARDENA ou des pièces agréées GARDENA n'ont pas été utilisées.

NL Productaansprakelijkheid

Conform de Duitse wet inzake productaansprakelijkheid verklaren wij hierbij uitdrukkelijk dat wij geen aansprakelijkheid aanvaarden voor schade ontstaan uit onze producten waarbij deze producten niet zijn gerepareerd door een GARDENA-erkende servicepartner of waarbij geen originele GARDENA-onderdelen of onderdelen die door GARDENA zijn goedgekeurd zijn gebruikt.

SV Produktsvar

I enlighet med tyska produktansvarslagar förklarar vi härmed uttryckligen att vi inte åtar oss något ansvar för skador som orsakas av våra produkter där produkterna inte har genomgått korrekt reparation från en GARDENA-godkänd servicepartner eller där originaldelar från GARDENA eller delar godkända av GARDENA inte använts.

DA Produktsvar

I overensstemmelse med den tyske produktansvarslov erklærer vi hermed udtrykkeligt, at vi ikke påtager os noget ansvar for skader på vores produkter, hvis de pågældende produkter ikke er blevet repareret korrekt af en GARDENA-godkendt servicepartner, eller hvor der ikke er brugt originale GARDENA-reservedele eller godkendte reservedele fra GARDENA.

FI Tuotevastuu

Saksan tuotevastuulain mukaisesti emme ole vastuussa laitteiden vaurioista, jos korjauksia ei ole tehnyt GARDENAn hyväksymä huoltoliike tai jos niiden syynä on muiden kuin alkuperäisten GARDENA-varaosien tai GARDENAn hyväksymien varaosien käyttö.

IT Responsabilità del prodotto

In conformità con la Legge tedesca sulla responsabilità del prodotto, con la presente dichiariamo espressamente che decliniamo qualsiasi responsabilità per danni causati dai nostri prodotti qualora non siano stati correttamente riparati presso un partner di assistenza approvato GARDENA o laddove non siano stati utilizzati ricambi originali o autorizzati GARDENA.

ES Responsabilidad sobre el producto

De acuerdo con la Ley de responsabilidad sobre productos alemana, por la presente declaramos expresamente que no aceptamos ningún tipo de responsabilidad por los daños ocasionados por nuestros productos si dichos productos no han sido reparados por un socio de mantenimiento aprobado por GARDENA o si no se han utilizado piezas originales GARDENA o piezas autorizadas por GARDENA.

PT Responsabilidade pelo produto

De acordo com a lei alemã de responsabilidade pelo produto, declaramos que não nos responsabilizamos por danos causados pelos nossos produtos, caso os tais produtos não tenham sido devidamente reparados por um parceiro de assistência GARDENA aprovado ou se não tiverem sido utilizadas peças GARDENA originais ou peças autorizadas pela GARDENA.

PL Odpowiedzialność za produkt

Zgodnie z niemiecką ustawą o odpowiedzialności za produkt, niniejszym wyraźnie oświadczamy, że nie ponosimy żadnej odpowiedzialności za szkody poniesione na skutek użytkowania naszych produktów, w przypadku gdy naprawa tych produktów nie była odpowiednio przeprowadzana przez zatwierdzonego przez firmę GARDENA partnera serwisowego lub nie stosowano oryginalnych części GARDENA albo części autoryzowanych przez tę firmę.

HU Termékszavatosság

A németországi termékszavatossági törvénnyel összhangban ezzel nyomatékosan kijelentjük, hogy nem vállalunk felelősséget a termékeinkben keletkezett olyan károkért, amelyek valamely GARDENA által jóváhagyott szervizpartner által nem megfelelően végzett javításból adódtak, vagy amely során nem eredeti GARDENA alkatrészeket vagy a GARDENA által jóváhagyott alkatrészeket használtak fel.

CS Odpovědnost za výrobek

V souladu s německým zákonem o odpovědnosti za výrobek tímto výslovně prohlašujeme, že nepřijímáme žádnou odpovědnost za poškození vzniklá na našich výrobcích, kdy zmíněné výrobky nebyly řádně opraveny schváleným servisním partnerem GARDENA nebo kdy nebyly použity originální náhradní díly GARDENA nebo náhradní díly autorizované společností GARDENA.

SK Zodpovednosť za produkt

V súlade s nemeckými právnymi predpismi upravujúcimi zodpovednosť za výrobok týmto výslovne prehlasujeme, že nenesieme žiadnu zodpovednosť za škody spôsobené našimi výrobkami, v prípade ktorých neboli náležité opravy vykonané servisným partnerom schváleným spoločnosťou GARDENA alebo neboli použité diely spoločnosti GARDENA alebo diely schválené spoločnosťou GARDENA.

EL Ευθύνη προϊόντος

Σύμφωνα με τον γερμανικό νόμο περί Ευθύνης για τα Προϊόντα, με το παρόν δηλώνουμε ρητώς ότι δεν αποδεχόμαστε καμία ευθύνη για τυχόν ζημιές που προκύπτουν από τα προϊόντα μας εάν αυτά δεν έχουν επισκευαστεί σωστά από κάποιον εγκεκριμένο συνεργάτη επισκευών της GARDENA ή εάν δεν έχουν χρησιμοποιηθεί αυθεντικά εξαρτήματα GARDENA ή εξαρτήματα εγκεκριμένα από την GARDENA.

SL Odgovornost proizvajalca

V skladu z nemškimi zakoni o odgovornosti za izdelke, izrecno izjavljajo, da ne sprejemamo nobene odgovornosti za škodo, ki jo povzročijo naši izdelki, če teh niso ustrezno popravili GARDENINI odobreni servisni partnerji ali pri tem niso bili uporabljeni originalni GARDENINI nadomestni deli ali GARDENINIMI homologiranimi nadomestnimi deli.

HR Pouzdanost proizvoda

Sukladno njemačkom zakonu o pouzdanosti proizvoda, ovime izričito izjavljujemo kako ne prihvaćamo nikakvu odgovornost za oštećenja na našim proizvodima nastala uslijed neispravnog popravka od strane servisnog partnera kojeg odobrava GARDENA ili uslijed nekorištenja originalnih GARDENA dijelova ili dijelova koje odobrava GARDENA.

RO Răspunderea pentru produs

În conformitate cu Legea germană privind răspunderea pentru produs, declarăm în mod expres prin prezentul document că nu acceptăm nicio răspundere pentru defecțiunile suferite de produsele noastre atunci când acestea nu au fost reparate în mod corect de un atelier de service partener, aprobat de GARDENA, sau când nu au fost utilizate piese GARDENA originale sau piese autorizate de GARDENA.

BG Отговорност за вреди, причинени от стоки

Съгласно германския Закон за отговорността за вреди, причинени от стоки, с настоящото изрично декларираме, че не носим отговорност за щети, причинени от нашите продукти, ако те не са били правилно ремонтирани от одобрен от GARDENA сервиз или ако не са използвани оригинални части на GARDENA или части, одобрени от GARDENA.

ET Tootevastutus

Vastavalt Saksamaa tootevastutusseadusele deklareerime kaesolevaga selgesõnaliselt, et me ei kannna mingisugust vastutust meie toodetest tingitud kahjude eest, kui need tooted ei ole korrektselt parandatud GARDENA heakskiidetud hoolduspartneri poolt või kui parandamisel ei ole kasutatud GARDENA originaalosi või GARDENA volitatud osi.

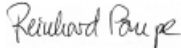
LT Gaminio patikimumas

Mes aiškiai pareiškiamo, kad, atsižvelgiant į Vokietijos gaminių patikimumo įstatymą, neprisiimame atsakomybės dėl bet kokios žalos, patirtos dėl mūsų gaminių, jeigu jie buvo netinkamai taisomi arba jų dalys buvo pakeistos neoriginaliomis GARDENA dalimis ar nepatvirtintomis dalimis, arba jeigu remonto darbai buvo atliekami ne GARDENA techninės priežiūros centro specialistų.

LV Atbildība par produkcijas kvalitāti

Saskaņā ar Vācijas likumu par atbildību par produkcijas kvalitāti ar šo mēs paziņojam, ka neuzņemamies atbildību par bojājumiem, kas radušies, lietojot mūsu izstrādājumus, kuru remontu nav veicis uzņēmuma GARDENA apstiprināts apkopes partneris vai kuru remontam netika izmantotas oriģinālās GARDENA detaļas vai detaļas, kuru lietošanu apstiprinājis uzņēmums GARDENA.

<p>DE EU-Konformitätserklärung</p> <p>Der Unterzeichner, Husqvarna AB, 561 82 Huskvarna, Schweden, bescheinigt hiermit, dass die nachstehend aufgeführten Geräte bei Verlassen des Werks die harmonisierten EU-Leitlinien, EU-Normen für Sicherheit und besondere Normen erfüllen. Dieses Zertifikat verliert seine Gültigkeit, wenn die Geräte ohne unsere Genehmigung verändert werden.</p>	<p>HU EK megfeleléségi nyilatkozat</p> <p>Alulírott Husqvarna AB, 561 82 Huskvarna, Svédország ezzel tanúsítja, hogy az alábbiakban leírt egységek a gyár elhagyásakor megfeleltek a harmonizált uniós előírásoknak és biztonsági és termékspecifikus szabványoknak. Ez a tanúsítvány érvényes veszt, ha az egységeket jóváhagyásunk nélkül átalakítják.</p>
<p>EN EC Declaration of Conformity</p> <p>The undersigned, Husqvarna AB, 561 82 Huskvarna, Sweden, hereby certifies that, when leaving our factory, the units indicated below are in accordance with the harmonised EU guidelines, EU standards of safety and product specific standards. This certificate becomes void if the units are modified without our approval.</p>	<p>CS Prohlášení o shodě ES</p> <p>Niže uvedená společnost Husqvarna AB, 561 82 Huskvarna, Švédsko, tímto potvrzuje, že při opuštění naší továrny jsou jednotky uvedené níže v souladu s harmonizačními pokyny EU, standardy EU ohledně bezpečnosti a specifickými produktovými standardy. Tento certifikát pozbyvá platnosti, pokud dojde k úpravě jednotek bez našeho schválení.</p>
<p>FR Déclaration de conformité CE</p> <p>Le constructeur, soussigné : Husqvarna AB, 561 82 Huskvarna, Suède, déclare qu'à la sortie de ses usines le matériel neuf désigné ci-dessous était conforme aux prescriptions des directives européennes énoncées ciaprès et conforme aux règles de sécurité et autres règles qui lui sont applicables dans le cadre de l'Union européenne. Toute modification apportée à cet appareil sans notre accord annule la validité de ce certificat.</p>	<p>SK EÚ vyhlásenie o zhode</p> <p>Dolu podpísaná spoločnosť Husqvarna AB, 561 82 Huskvarna, Švédsko týmto osvedčuje, že nižšie uvedené jednotky boli v súlade s harmonizačnými usmerneniami EÚ, normami EÚ v oblasti bezpečnosti a špecifickými normami týkajúcimi sa produktu v čase opustenia výrobného závodu. Toto osvedčenie stráca platnosť, ak boli jednotky zmenené bez nášho súhlasu.</p>
<p>NL EG-conformiteitsverklaring</p> <p>De ondergetekende, Husqvarna AB, 561 82 Huskvarna, Zweden, verklaart hierbij dat de producten die hieronder staan vermeld, wanneer ze onze fabriek verlaten, in overeenstemming zijn met de geharmoniseerde Europese richtlijnen, EU-normen voor veiligheid en productspecifieke normen. Dit certificaat vervalt als de producten worden aangepast zonder onze toestemming.</p>	<p>EL Δήλωση Συμμόρφωσης EK</p> <p>Η υπογεγραμμένη εταιρεία, Husqvarna AB, 561 82 Huskvarna, Σουηδία, πιστοποιεί ότι, κατά την έξοδο από το εργοστάσιο, οι μονάδες που αναφέρονται κατωτέρω συμμορφώνονται με τις ευρωπαϊκές οδηγίες ΕΕ, τα πρότυπα ασφαλείας της ΕΕ και τα συγκεκριμένα πρότυπα προϊόντος. Αυτό το πιστοποιητικό καθίσταται άκυρο εάν οι μονάδες έχουν τροποποιηθεί χωρίς την έγκρισή μας.</p>
<p>SV EG-försäkran om överensstämmelse</p> <p>Undertecknad firma Husqvarna AB, 561 82 Huskvarna, Sverige, intygar härmed att nedan nämnda produkter, när de lämnar vår fabrik, överensstämmer med EU:s riktlinjer, EU:s säkerhetsstandarder och produktspecifika standarder. Detta intyg skall ogiltigförklaras om produkten ändras utan vårt godkännande.</p>	<p>SL Izjava ES o skladnosti</p> <p>Spodaj podpisana, Husqvarna AB, 561 82 Huskvarna, Švedska, s to izjavo potrjuje, da je bila spodaj navedena enota ob izhodu iz tovarne skladna z usklajalnimi smernicami EU, standardi EU za varnost in standardi, specifičnimi za izdelek. Izjava postane neveljavna v primeru neodobrene spremembe enote.</p>
<p>DA EU-øverensstemmelseserklæring</p> <p>Undertegnede, Husqvarna AB, 561 82 Huskvarna, Sverige erklærer hermed, at nedenfor anførte enheder er i overensstemmelse med de harmoniserede EU-retningslinjer, EU-standarder for sikkerhed og produktspecifikke standarder, når de forlader fabrikken. Denne erklæring ugyldiggøres, hvis enhederne ændres uden vores godkendelse.</p>	<p>HR Izjava o uskladenosti EZ</p> <p>Niže potpisana Husqvarna AB, 561 82 Huskvarna, Švedska, ovime potvrđuje kako su u nastavku navedene jedinice prilikom napuštanja tvornice bile u skladu s uskladenim smjernicama EU, EU sigurnosnim standardima i standardima specifičnima za proizvod. Ova certifikacija poništava se ako se jedinice izmjenjuju bez odobrenja.</p>
<p>FI EY-vaatimustenmukaisuusvakuutus</p> <p>Husqvarna AB, 561 82 Huskvarna, Ruotsi, vakuuttaa täten, että alla mainitut laitteet ovat tehtaalta lähtiesään yhdenmukaiset EU-säännösten, EU:n turva-standardien ja tuotekohtaisten standardien mukaisia. Tämä vakuutus mitätöityy, jos laitteita muokataan ilman hyväksyntäämme.</p>	<p>RO Declarație de conformitate CE</p> <p>Subscrisa, Husqvarna AB, 561 82 Huskvarna, Suedia, certifică prin prezenta că, la momentul ieșirii din fabrica noastră, unitățile indicate mai jos sunt în conformitate cu directivele UE armonizate, cu standardele UE de siguranță și cu standardele specifice ale produsului. Prezentul certificat devine nul dacă unitățile sunt modificate fără aprobarea noastră.</p>
<p>IT Dichiarazione di conformità CE</p> <p>La sottoscritta Husqvarna AB, 561 82 Huskvarna, Svezia, certifica che il prodotto qui di seguito indicato, nei modelli da noi commercializzati, è conforme alle direttive armonizzate UE nonché agli standard di sicurezza UE e agli standard specifici di prodotto. Qualunque modifica apportata al prodotto senza nostra specifica autorizzazione invalida la presente dichiarazione.</p>	<p>BG Декларация за съответствие на ЕО</p> <p>С настоящото долуподписаната, Husqvarna AB, 561 82 Huskvarna, Швеция, удостоверява, че при напускане на фабриката модулите, посочени по-долу, са в съответствие с хармонизираните директиви на ЕС, стандартите на ЕС за безопасност и специфичните за продукта стандарти. Този сертификат става невалиден, ако модулите са променени без нашето одобрение.</p>
<p>ES Declaración de conformidad CE</p> <p>El abajo firmante, Husqvarna AB, 561 82 Huskvarna, Suecia, certifica por la presente que, cuando salen de la fábrica, las unidades indicadas a continuación cumplen las normas de armonización de la UE, las normas de la UE sobre seguridad y las normas específicas del producto. Este certificado quedará sin efecto si se modifican las unidades sin nuestra autorización.</p>	<p>ET EÜ vastavusdeklaratsioon</p> <p>Allkirjutatu Husqvarna AB, 561 82 Huskvarna, Rootsi, kinnitab käesolevaga, et tehased väljulehit vastavad alpool nimetatud seadmed harmoneeritud EL-i suunistele, EL-i ohutusstandarditele ja tootele eriomastele standarditele. See vastavuskinnitus kaotab kehtivuse, kui seadet muudetakse ilma meie heakskiuduta.</p>
<p>PT Declaração de conformidade CE</p> <p>O abaixo assinado, Husqvarna AB, 561 82 Huskvarna, Suécia, certifica por este meio que, ao sair da nossa fábrica, as unidades indicadas acima estão em conformidade com as diretivas uniformizadas da UE, os padrões de segurança da UE e os padrões específicos do produto. Este certificado deixa de ser válido se as unidades forem modificadas sem a nossa aprovação.</p>	<p>LT EB atitikties deklaracija</p> <p>Husqvarna AB, 561 82 Huskvarna, Sweden, garantuoja, kad iš gamyklos siunčiami toliau nurodyti įrenginiai atitinka suderintus EB reikalavimus, EB saugos ir konkretaus gaminio standartus. Pakeičius gaminį be mūsų patvirtinimo, nutraukiamas šio sertifikato galiojimas.</p>
<p>PL Deklaracja zgodności WE</p> <p>Niżej podpisany przedstawiciel firmy Husqvarna AB, 561 82 Huskvarna, Szwecja, niniejszym oświadcza, że podane poniżej wyroby opuszcające fabrykę są zgodne ze zharmonizowanymi normami UE oraz z obowiązującymi w UE przepisami bezpieczeństwa i normami dotyczącymi danego produktu. Modyfikacja wyrobów bez naszej zgody powoduje unieważnienie niniejszego certyfikatu.</p>	<p>LV EK atbilstības deklarācija</p> <p>Uzņēmums Husqvarna AB, 561 82 Huskvarna, Zviedrija, ar parakstu apliecina, ka tālāk minētās vienības, pametot rūpniec, atbilst saskatotajām ES vadlīnijām, ES drošības standartiem un izstrādājuma specifiskajiem standartiem. Šis sertifikāts tiek anulēts, ja šīs vienības tiek modificētas bez mūsu apstiprinājuma.</p>

<p>Produktbezeichnung: Description of the product: Désignation du produit : Beschrijving van het product: Beskrivning av produkten: Beskrivelse af produktet: Tuotteen kuvaus: Descrizione del prodotto: Descripción del producto: Descrição do produto: Opis produktu: A termék leírása: Popis výrobku: Popis produktu: Περιγραφή του προϊόντος: Opis izdelka: Opis proizvoda: Descrierea produsului: Описание на продукта: Toote kirjeldus: Gaminio aprašas: Izstrādājuma apraksts:</p>	<p>Grasschere Grass Shear Cisaille à gazon Grasschaar Grässax Græssaks Ruohosakset Forbici per erba manuali Tijeras cortacésped Tesoura para relva Nożyce do trawy Fűnyíró olló Nůžky na trávu Nožnice na trávu Ψαλίδι γλόης Škarje za travu Škare za travu Foarfecă pentru gazon Ножица за трева Murukääräd Žolės žirkklės Zāles šķēres</p>	<p>Hinterlegte Dokumentation: GARDENA Technische Dokumentation, M. Kugler, 89079 Ulm</p> <p>Deposited Documentation: GARDENA Technical Documentation, M. Kugler, 89079 Ulm</p> <p>Documentation déposée: Documentation technique GARDENA, M. Kugler, 89079 Ulm</p>
<p>Produkttyp: Product type: Type de produit : Producttype: Produkttyp: Produkttype: Tuotetyyppi: Typo di prodotto: Tipo de producto: Tipo de produto: Typ produktu: Terméktípus:</p>	<p>Druh výrobku: Typ produktu: Τύπος προϊόντος: Vrsta izdelka: Vrsta proizvoda: Tip produs: Тип продукт: Tootetüüp: Gaminio tipas: Produkta veids:</p>	<p>Anbringningsjahr der CE-Kennzeichnung: Year of CE marking: Année d'apposition du marquage CE : Installatiejaar van de CE-aanduiding: Märkningsår: CE-Mærkningsår: CE-merkin kiinnitysvuosi: Anno di applicazione della certificazione CE: Colocación del distintivo CE: Ano de marcação pela CE: Rok nadania oznakowania CE: CE-jelzés elhelyezésének éve: Rok umístění značky CE: Rok udelenia značky CE: Έτος σήματος CE: Leto namestitve CE-oznake: Godina dobivanja CE oznake: Anul de marcare CE: Година на поставяне на CE-маркировка: CE-märgistuse paigaldamise aasta: Metai, kada pažymėta CE-ženkle: CE-marķējuma uzlikšanas gads:</p>
<p>AccuCut Li</p>	<p>9850</p>	<p>2015</p>
<p>EU-Richtlinien: EC-Directives: Directives CE : EG-richtlijnen: EU-direktiv: EF-direktiver: EY-direktiivi: Direttive UE: Directiva CE: Diretivas CE: Dyrektwy WE: EK-irányelvek: Předpisy ES: Smernice EÚ: Οδηγίες EK: Direktive EÚ: EC direktive: Directive CE: Директиви на ЕО: EÜ direktiivid: EB direktīvyos: EK direktīvas:</p>	<p>2006/42/EG 2014/30/EG 2011/65/EG</p> <p>Ladegerät/ Battery charger: 2014/35/EG</p>	<p>Ulm, den 15.05.2017 Ulm, 15.05.2017 Fait à Ulm, le 15.05.2017 Ulm, 15-05-2017 Ulm, 2017.05.15. Ulm, 15.05.2017 Ulm/issa, 15.05.2017 Ulm, 15.05.2017 Ulm, 15.05.2017 Ulm, 15.05.2017 Ulm, dnja 15.05.2017 Ulm, 15.05.2017 Ulm, 15.05.2017 Ulm, 15.05.2017 Ulm, 15.05.2017 Ulm, 15.05.2017 Ulm, 15.05.2017 Ulm, dana 15.05.2017 Ulm, 15.05.2017 Ulm, 15.05.2017 Ulm, 15.05.2017 Ulm, 15.05.2017 Ulm, 15.05.2017</p> <p>Der Bevollmächtigte Authorized representative: Le mandataire De gevolmachtigde Auktoriserad representant Autoriseret representant Valtuutettu edustaja Persona delegata La persona autorizata O representante Pelnomocnik Meghatalmazott Zpínomocnenec Splnomocnený O εξουσιοδοτημένος Rooblaščenec Ovlaštena osoba Conducerea tehnică Упълномощен Volitatud esindaja Igalotasis atstovavs Pilnvarotā persona</p>
<p>Harmonisierte EN-Normen / Harmonised EN:</p> <p>EN ISO 12100 EN 60335-1 EN 50636-2-94</p>	<p>Ladegerät/ Battery charger: EN 60335-2-29</p> <p>Batterie/ Battery: IEC 62133</p>	<p> Reinhard Pompe (Vice President)</p>

