

6000/5 automatic

Art. 1476

DE Betriebsanleitung

Tauch-Druckpumpe

EN Operator's manual

Submersible Pressure Pump

FR Mode d'emploi

Pompe immergée pour arrosage

NL Gebruiksaanwijzing

Dompel-drukopvoerpomp

SV Bruksanvisning

Dränkbar Tryckpump

DA Brugsanvisning

Dyk-/trykpumpe

FI Käyttöohje

Upporainerumppu

NO Bruksanvisning

Nedsenkbar trykkpumpe

IT Istruzioni per l'uso

Pompa sommersa a pressione

ES Instrucciones de empleo

Bomba sumergible a presión

PT Manual de instruções

Bomba submersível de pressão

PL Instrukcja obsługi

Pompa zanurzeniowo-ciśnieniowa

HU Használati utasítás

Merülő-nyomó szivattyú

CS Návod k obsluze

Ponorné tlakové čerpadlo

SK Návod na obsluhu

Ponorné tlakové čerpadlo

EL Οδηγίες χρήσης

Βυθιζόμενη αντλία πίεσης

RU Инструкция по эксплуатации

Погружной нагнетательный насос

SL Navodilo za uporabo

Potopna tlačna črpalka

HR Upute za uporabu

Potopna tlačna crpka

SR/ Uputstvo za rad
BS Uronjiva pumpa pod pritiskom

UK Інструкція з експлуатації

Заглибний насос високого тиску

RO Instrucțiuni de utilizare

Pompa presiune submersibilă

TR Kullanma Kılavuzu

Basınçlı Dalgıç Pompa

BG Инструкция за експлоатация

Потопяема дълбочинна помпа

SQ Manual përdorimi

Pompë zhytëse me presion

ET Kasutusjuhend

Uputus-survepump

LT Eksploatavimo instrukcija

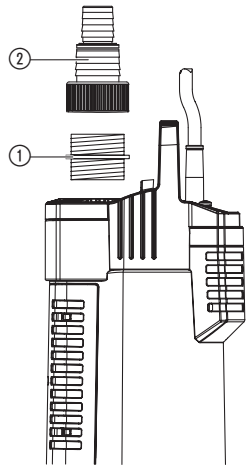
Panardinamas slėginis siurblys

LV Lietošanas instrukcija

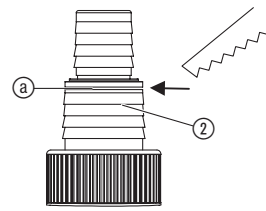
Iegremdējams spiediēnsūknis

<p>DE Produkthaftung Wir weisen ausdrücklich darauf hin, dass wir in Übereinstimmung mit dem Produkthaftungsgesetz nicht für Schäden haften, die durch unsere Produkte entstehen, wenn diese unsachgemäß und nicht durch einen von uns autorisierten Servicepartner repariert wurden oder wenn keine Original GARDENA Teile oder von uns zugelassene Teile verwendet wurden.</p>
<p>EN Product liability In accordance with the German Product Liability Act, we hereby expressly declare that we accept no liability for damage incurred from our products where said products have not been properly repaired by a GARDENA-approved service partner or where original GARDENA parts or parts authorised by GARDENA were not used.</p>
<p>FR Responsabilité Conformément à la loi relative à la responsabilité du fait des produits défectueux, nous déclarons expressément par la présente que nous déclinons toute responsabilité pour les dommages résultant de nos produits, si lesdits produits n'ont pas été correctement réparés par un partenaire d'entretien agréé GARDENA ou si des pièces d'origine GARDENA ou des pièces agréées GARDENA n'ont pas été utilisées.</p>
<p>NL Productaansprakelijkheid Conform de Duitse wet inzake productaansprakelijkheid verklaren wij hierbij uitdrukkelijk dat wij geen aansprakelijkheid aanvaarden voor schade ontstaan uit onze producten waarbij deze producten niet zijn gerepareerd door een GARDENA-erkende servicepartner of waarbij geen originele GARDENA-onderdelen of onderdelen die door GARDENA zijn goedgekeurd zijn gebruikt.</p>
<p>SV Produktansvar I enlighet med tyska produktansvarslagar förklarar vi härmed uttryckligen att vi inte åtar oss något ansvar för skador som orsakas av våra produkter där produkterna inte har genomgått korrekt reparation från en GARDENA-godkänd servicepartner eller där originaldelar från GARDENA eller delar godkända av GARDENA inte använts.</p>
<p>DA Produktansvar I overensstemmelse med den tyske produktansvarslov erklærer vi hermed udtrykkeligt, at vi ikke påtager os noget ansvar for skader på vores produkter, hvis de pågældende produkter ikke er blevet repareret korrekt af en GARDENA-godkendt servicepartner, eller hvor der ikke er brugt originale GARDENA-reservedele eller godkendte reservedele fra GARDENA.</p>
<p>FI Tuotevastuu Saksan tuotevastuulain mukaisesti emme ole vastuussa laitteiden vaurioista, jos korjauksia ei ole tehnyt GARDENA:n hyväksymä huoltoliike tai jos niiden synnä on muiden kuin alkuperäisten GARDENA-varaosien tai GARDENA:n hyväksymien varaosien käyttö.</p>
<p>IT Responsabilità del prodotto In conformità con la Legge tedesca sulla responsabilità del prodotto, con la presente dichiariamo espressamente che decliniamo qualsiasi responsabilità per danni causati dai nostri prodotti qualora non siano stati correttamente riparati presso un partner di assistenza approvato GARDENA o laddove non siano stati utilizzati ricambi originali o autorizzati GARDENA.</p>
<p>ES Responsabilidad sobre el producto De acuerdo con la Ley de responsabilidad sobre productos alemana, por la presente declaramos expresamente que no aceptamos ningún tipo de responsabilidad por los daños ocasionados por nuestros productos si dichos productos no han sido reparados por un socio de mantenimiento aprobado por GARDENA o si no se han utilizado piezas originales GARDENA o piezas autorizadas por GARDENA.</p>
<p>PT Responsabilidade pelo produto De acordo com a lei alemã de responsabilidade pelo produto, declaramos que não nos responsabilizamos por danos causados pelos nossos produtos, caso os tais produtos não tenham sido devidamente reparados por um parceiro de assistência GARDENA aprovado ou se não tiverem sido utilizadas peças GARDENA originais ou peças autorizadas pela GARDENA.</p>
<p>PL Odpowiedzialność za produkt Zgodnie z niemiecką ustawą o odpowiedzialności za produkt, niniejszym wyraźnie oświadczamy, że nie ponosimy żadnej odpowiedzialności za szkody poniesione na skutek użytkowania naszych produktów, w przypadku gdy naprawa tych produktów nie była odpowiednio przeprowadzana przez zatwierdzonego przez firmę GARDENA partnera serwisowego lub nie stosowano oryginalnych części GARDENA albo części autoryzowanych przez tę firmę.</p>
<p>HU Termékszavatosság A németországi termékszavatossági törvénnyel összhangban ezennel nyomatékosan kijelentjük, hogy nem vállalunk felelősséget a termékeinkben keletkezett olyan károkért, amelyek valamely GARDENA által jóváhagyott szervizpartner által nem megfelelően végzett javításból adódtak, vagy amely során nem eredeti GARDENA alkatrészeket vagy a GARDENA által jóváhagyott alkatrészeket használtak fel.</p>
<p>CS Odpovědnost za výrobek V souladu s německým zákonem o odpovědnosti za výrobek tímto výslovně prohlašujeme, že nepřijímáme žádnou odpovědnost za poškození vzniklá na našich výrobcích, kdy zmíněné výrobky nebyly řádně opraveny schváleným servisním partnerem GARDENA nebo kdy nebyly použity originální náhradní díly GARDENA nebo náhradní díly autorizované společností GARDENA.</p>
<p>SK Zodpovednosť za produkt V súlade s nemeckými právnymi predpismi upravujúcimi zodpovednosť za výrobok týmto výslovné prehlasujeme, že nenesieme žiadnu zodpovednosť za škody spôsobené našimi výrobkami, v prípade ktorých neboli náležité opravy vykonané servisným partnerom schváleným spoločnosťou GARDENA alebo neboli použité diely spoločnosti GARDENA alebo diely schválené spoločnosťou GARDENA.</p>
<p>EL Ευθύνη προϊόντος Σύμφωνα με τον γερμανικό νόμο περί Ευθύνης για τα Προϊόντα, με το παρόν δηλώνουμε ρητώς ότι δεν αποδεχόμαστε καμία ευθύνη για τυχόν ζημιές που προκύπτουν από τα προϊόντα μας εάν αυτά δεν έχουν επισκευαστεί σωστά από κάποιον συγκεκριμένο συνεργάτη επισκευών της GARDENA ή εάν δεν έχουν χρησιμοποιηθεί αυθεντικά εξαρτήματα GARDENA ή εξαρτήματα συγκεκριμένα από την GARDENA.</p>
<p>SL Odgovornost proizvajalca V skladu z nemškimi zakoni o odgovornosti za izdelke, izrecno izjavljajo, da ne sprejemamo nobene odgovornosti za škodo, ki jo povzročijo naši izdelki, če teh niso ustrezno popravili GARDENINI odobreni servisni partnerji ali pri tem niso bili uporabljeni originalni GARDENINI nadomestni deli ali GARDENINIMI homologiranimi nadomestnimi deli.</p>
<p>HR Pouzdanost proizvoda Sukladno njemačkom zakonu o pouzdanosti proizvoda, ovime izričito izjavljujemo kako ne prihvaćamo nikakvu odgovornost za oštećenja na našim proizvodima nastala uslijed neispravnog popravka od strane servisnog partnera kojeg odobrava GARDENA ili uslijed nekorištenja originalnih GARDENA dijelova ili dijelova koje odobrava GARDENA.</p>
<p>RO Răspunderea pentru produs În conformitate cu Legea germană privind răspunderea pentru produs, declarăm în mod expres prin prezentul document că nu acceptăm nicio răspundere pentru defecțiunile suferite de produsele noastre atunci când acestea nu au fost reparate în mod corect de un atelier de service partener, aprobat de GARDENA, sau când nu au fost utilizate piese GARDENA originale sau piese autorizate de GARDENA.</p>
<p>BG Отговорност за вреди, причинени от стоки Съгласно германския Закон за отговорността за вреди, причинени от стоки, с настоящото изрично декларираме, че не носим отговорност за щети, причинени от нашите продукти, ако те не са били правилно ремонтирани от одобрен от GARDENA сервиз или ако не са използвани оригинални части на GARDENA или части, одобрени от GARDENA.</p>
<p>ET Tootevastutus Vastavalt Saksamaa tootevastutusseadusele deklareerime käesolevaga selgesõnaliselt, et me ei kanna mingisugust vastutust meie toodetest tingitud kahjude eest, kui need tooted ei ole korrektselt parandatud GARDENA heakskiidetud hoolduspartneri poolt või kui parandamisel ei ole kasutatud GARDENA originaalosi või GARDENA volitatud osi.</p>
<p>LT Gaminio patikimumas Mes aiškiai pareiškiame, kad, atsižvelgiant į Vokietijos gaminių patikimumo įstatymą, nepriisiame atsakomybės dėl bet kokios žalos, patirtos dėl mūsų gaminių, jeigu jie buvo netinkamai taisomi arba jų dalys buvo pakeistos neoriginaliomis GARDENA dalimis ar nepatvirtintomis dalimis, arba jeigu remonto darbai buvo atliekami ne GARDENA techninės priežiūros centro specialistų.</p>
<p>LV Atbildība par produkcijas kvalitāti Saskaņā ar Vācijas likumu par atbildību par produkcijas kvalitāti ar šo mēs paziņojam, ka neuzņemamies atbildību par bojājumiem, kas radušies, lietojot mūsu izstrādājumus, kuru remontu nav veicis uzņēmuma GARDENA apstiprināts apkopes partneris vai kuru remontam netika izmantotas oriģinālās GARDENA detaļas vai detaļas, kuru lietošanu apstiprinājis uzņēmums GARDENA.</p>


I1



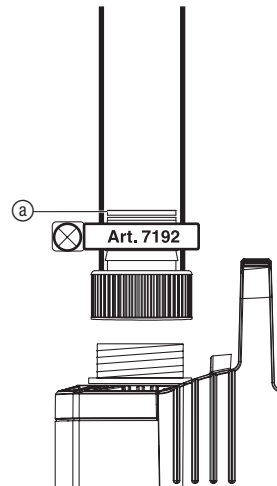
I2



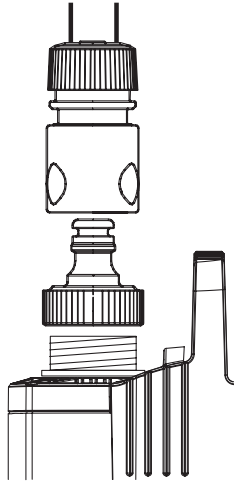
I3



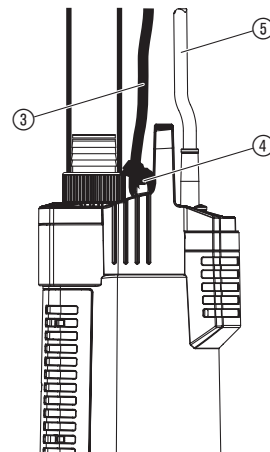
I4



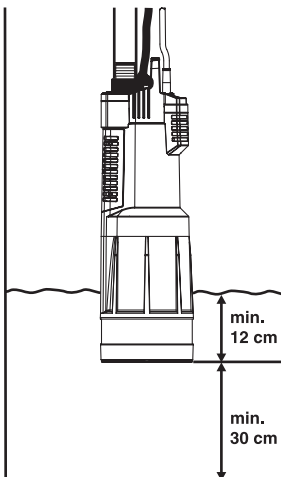
I5



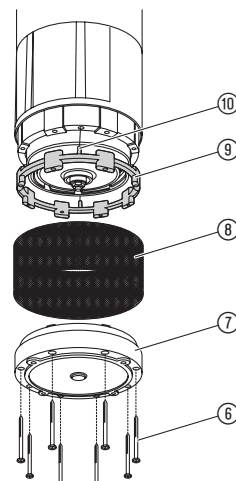
O1



O2



M1



EN**Translation of the original instructions.**

This product may be used under supervision, or if instruction regarding the safe use of the product has been provided and the resulting dangers have been understood, by children aged 8 and above, as well as by persons with physical, sensory or mental disabilities or a lack of experience and knowledge. Children must not be allowed to play with the product. Cleaning and user maintenance must not be performed by children without supervision. The use of this product by young people under the age of 16 is not recommended. Never operate the product when you are tired, ill or under the influence of alcohol, drugs or medicine.

Intended use:

The GARDENA Submersible Pressure Pump is intended for the private use in house and hobby gardens. It is intended for draining water from fountains, shafts and other water reservoirs or for operating irrigation equipment and systems.

Liquids to be pumped:

The GARDENA Submersible Pressure Pump must only be used to pump water.

The pump is fully submersible (water-tight encapsulation) and is submerged in water (for max. submersion depth, see 7. TECHNICAL DATA).

The pump is equipped with an integrated check valve, which prevents automatic drainage of the pressure hose when the pump is shut down.

CAUTION! Corrosive, easily combustible or explosive substances (e.g. gasoline, petroleum, nitro thinner), fats, oils and food must not be pumped. The temperature of the liquid handled should not exceed 35 °C.

1. SAFETY

IMPORTANT!

Read the operator's manual carefully before use and keep for future reference.

Electrical safety

The pump must not be used when people are in water.



DANGER! Electric shock!
Risk of injury due to electric shock.

The product must be supplied through a residual current device (RCD) having a rated residual operating current not exceeding 30 mA.

→ Please contact your electrician.

Mains connection lines must not be of inferior quality to the rubber hose lines with code number H07RN-F in accordance with DIN VDE 0620. The cable length must be at least 10 m.

When connecting the pump to the water supply system, the country-specific sanitary regulations must be observed to prevent water not of drinking water quality being drawn back in.

→ If necessary, contact your sanitary expert.

The power cable of the Submersible Pressure Pump must be connected to a socket which is positioned at a height of 1.10 m (measured from ground). Take care that the power cable leads downwards.

Data indicated on the type plate must match technical data of the mains supply.

→ Take care that the electrical connections are made within dry area, protected from flooding.

→ Keep mains plug dry.

Protect plug and power cable from heat, oil and sharp edges.



DANGER! Electric shock!

With a cut off mains plug, moisture can get into electrical parts via the mains cable and cause a short circuit.

→ **Never cut the mains plug off (e. g. to feed through wall).**

→ Don't use the power cable for plugging off.

The power cable must not be used for mounting or relocating the pump.

For submerging or lifting /securing the pump, please use the fastening rope.

Extension cables must meet the requirements of DIN VDE 0620.

In Austria

In Austria the electrical connection must satisfy the ÖVE-EM 42, T2 (2000)/1979 § 22 to § 2022.1. This requires that pumps used for swimming pools and garden ponds may only be powered through an isolating transformer.

→ Please ask your electrician for his advice.

In Switzerland

In Switzerland mobile appliances which are used outdoors, must be connected via a residual-current device.

Visual check

→ Before operating the pump, first make a visual check, if there is any damage of the pump (esp. regarding power cable and plug).

Please observe that the pump always have to be submerged at least 12 cm in water during operation.



DANGER! Electric shock!

A damaged pump must not be used.

→ In case of damage, please have the pump checked by our GARDENA Service Centre.

→ If the supply cord is damaged, it must be replaced by the manufacturer, its service agent or similarly qualified persons in order to avoid a hazard.

Notes on use

Sand and other abrasive substances cause increased wear and reduce the pump's output.

Leaking lubricants can contaminate the pumped liquid.

DANGER! This product makes an electromagnetic field while it operates. This field may under some conditions interfere with active or passive medical implants. To decrease the risk of conditions that can possibly injure or kill, we recommend persons with medical implants to speak with their physician and the medical implant manufacturer before you operate the product.

DANGER! Small parts can be easily swallowed. There is also a risk that the poly-bag can suffocate toddlers. Keep toddlers away when you assemble the product.

2. INITIAL OPERATION

The hose can be connected via the pump connection piece ① and the connection nipple ② [19 mm (¾")/25 mm (1")] or via the GARDENA Connection System [13 mm (½")/16 mm (⅝")/19 mm (¾")]. When using a 25 mm (1") hose, the pump has the maximum delivery capacity.

With a parallel connection of more than one hose or connected devices, the **GARDENA 2-/4-Way Valve (Art. 1210/1194)** can be used, which is screwed straight onto the pump connection piece ①.

Connect hose via connection nipple ② [Fig. I1]:

25 mm (1")- and 19 mm (¾") hoses can be connected via the connection nipple.

Hose diameter	19 mm (¾")	25 mm (1")
GARDENA Hose Clamp	Art. 7191	Art. 7192
Hose connection [Fig. I2]	Do not detach nipple [Fig. I3].	Detach nipple at ④ [Fig. I4].

25 mm (1")- and 19 mm (¾") hoses connected with a connection nipple ② must be fastened, for example with a **GARDENA Hose Clamp Art. 7192/7191**.

1. Screw pump connection piece ① by hand into the outlet of the pump until the sealing ring fits snugly.
2. Screw connection nipple ② onto the pump. (With 25 mm (1") hoses, first disconnect the connection nipple ② at ④).
3. Push hose onto the connection nipple and fix for example with a **GARDENA Hose Clamp Art. 7192/7191**.

Connect hose via the GARDENA Connection System [Fig. I5]:

19 mm (¾")-/16 mm (⅝") and 13 mm (½") hoses can be connected via the GARDENA Connection System.

Hose diameter	Pump connection	
13 mm (½")	GARDENA Pump Connection Set	Art. 1750
16 mm (⅝")	GARDENA Tap Connector GARDENA Hose Connector	Art. 18202 Art. 18216
19 mm (¾")	GARDENA Pump Connection Set	Art. 1752

1. Falls noch nicht montiert, das Pumpenanschluss-Stück ① mit geeignetem Werkzeug in den Pumpenausgang schrauben. Dabei vorsichtig anziehen, bis der Sechskant-Schraubkragen bündig am Pumpengehäuse anliegt.
2. Connect hose via the relevant GARDENA Connection System.

3. OPERATION

Pump water in automatic mode [Fig. O1/O2]:

The pump must always be submerged in the fountain or water reservoir with the rope provided. For the pump to be primed, the pump must be submerged at least 12 cm. So that the filter does not become dirty, the pump should be fixed at least 30 cm above the ground.

1. Attach fastening rope ③ to the lug ④.
2. Submerge pump in the fountain or water reservoir via the fastening rope ③.
3. Secure fastening rope ③.
4. With deep fountains or shafts (from approx. 5 m), route the connection cable ⑤ along the fastening rope ③ with clips.
5. Plug the mains plug of the connection cable ⑤ into a mains socket.
The pump starts 3 secs. after connecting the connection cable.
The pump is then ready for operation.

Automatic mode:

The pump pumps and switches off automatically as soon as no more water is drawn. Due to the check valve, the pressure is maintained in the hose until water is drawn via the hose. When water is drawn via the hose (the pressure in the hose falls below 2.6 bar), the pump switches on automatically.

Dry run protection (flow control):

The pump switches off automatically when there is no fluid pumped. The pump operates in cycles 30 secs. on – 5 secs. off (4x). This cycle is repeated in 1 hr, 5 hrs, 24 hrs, 24 hrs ...
The pump is operational again as soon as the pump is submerged at least 12 cm in the water again.

Flow control:

The flow control switches off automatically as soon as no more water is drawn. In the event of leakage on the pressure side (e.g. leaking pressure hose or tap) switches the pump on and off at short intervals. If the pump is switched on and off more frequently than 7 x in 2 min. (with a leakage

< 6 l/hr), the pump switches off completely. When the leakage on the pressure side is eliminated, the pump must be unplugged and plugged in again in order to be operational again.

Stop valve:

The integrated stop valve closes as soon as no more water is drawn.

Thermal protection switch:

In the event of an overload, the pump is switched off by the built-in thermal motor protection. After sufficient cooling of the motor, the pump is operational again.

4. STORAGE

To put into storage:



→ Store the pump away from frost before the first frost sets in.

Disposal:

(in accordance with RL2012/19/EC)



The product must not be disposed of to normal household waste. It must be disposed of in line with local environmental regulations.

IMPORTANT!

→ Dispose of the product through or via your municipal recycling collection centre.

5. MAINTENANCE

Clean inlet filter and suction foot [Fig. M1]:



DANGER! Electric shock!

There is a risk of injury from electric shocks.

→ Before maintenance, disconnect the submersible pressure pump from the mains.

1. Turn out the 8 screws ⑥ with a screwdriver.
2. Remove the suction foot ⑦ from the pump.
3. Remove the inlet filter ⑧ and the spacer ring ⑨ from the pump.
4. Clean the suction foot ⑦, inlet filter ⑧ and the spacer ring ⑨.
5. Place the spacer ring ⑨ onto the pump in such a way that tab ⑩ fits into the hole in the pump.
6. Put the inlet filter ⑧ onto the pump.
7. Put the suction foot ⑦ onto the pump and screw in the 8 screws ⑥.

For safety reasons, a damaged turbine must only be replaced by GARDENA Service.

6. TROUBLESHOOTING



DANGER! Electric shock!

Es besteht Verletzungsgefahr durch elektrischen Strom.

→ Vor dem Beheben von Störungen die Tauch-Druckpumpe vom Netz trennen.

Problem	Possible Cause	Remedy
The pump does not deliver any water	Air cannot escape as the pressure line is closed.	→ Open pressure line (e.g. bent pressure hose).
	Air cushion in suction foot.	→ Unplug mains cable and plug in again.
	Inlet filter or suction foot blocked.	→ Disconnect mains plug, clean inlet filter and suction foot (see 5. MAINTENANCE).
	Pump overheated: Thermal protection switch switched pump off due to overheating.	→ Disconnect mains plug, clean inlet filter and suction foot (see 5. MAINTENANCE). Observe max. media temperature (35 °C).
Lack of water: Dry run protection switched the pump off due to insufficient water level.	The pump is only operational when it is submerged at least 12 cm. → Submerge pump at least 12 cm in water.	

Problem	Possible Cause	Remedy
The pump does not deliver any water	Leakage on the pressure side: Flow control switched the pump off (flow < 6 l/hr).	→ Check pressure hose and all consumers on the pressure side for tightness. Unplug pump and plug in again.
	Power supply interrupted.	→ Check fuses and electrical plug-in connections.
	Stop valve jammed.	→ Flush outlet area with clear water and free stop valve.
Delivery rate suddenly decreases	Inlet filter or suction foot blocked.	→ Disconnect mains plug, clean inlet filter and suction foot (see 5. MAINTENANCE).
	Lack of water: Dry run protection switched the pump off due to insufficient water level.	The pump is only operational when it is submerged at least 12 cm. → Submerge pump at least 12 cm in water.



NOTE: For any other malfunctions please contact the GARDENA service department. Repairs must only be done by GARDENA service departments or specialist dealers approved by GARDENA.

7. TECHNICAL DATA

Submersible Pressure Pump	Unit	Value (Art. 1476)
Rated Power	W	1050
Max. delivery capacity	l/h	6000
Max. pressure (= switch-off pressure)	bar	4.5
Max. delivery height	m	45
Switch-on pressure	bar	2.6 ± 0.2
Max. submersion depth	m	12
Power cable	m	15 H07RN-F
Pump connection	mm	33.3 (G 1" female thread)
Minimum submersion depth on commissioning	cm	12
Weight without cable (approx.)	kg	8.0
Fastening rope	m / mm	15 length / ø 5
Max. media temperature	°C	35
Mains voltage / Mains frequency	V / Hz	230 / 50
Sound power level L_{WA}¹⁾	dB(A)	46

Measuring process complying with: ¹⁾ 60335-1

8. ACCESSORIES

GARDENA 2-/4-Way Valve	For parallel connection for more than one hose or connected devices.	Art. 1210/1194
GARDENA Hose Clamp	For 25 mm (1") hoses via the connection nipple.	Art. 7192
GARDENA Hose Clamp	For 19 mm (¾") hoses via the connection nipple.	Art. 7191
GARDENA Pump Connection Set	For 13 mm (½") hoses via the GARDENA Connection System.	Art. 1750
GARDENA Tap Connector GARDENA Hose Connector	For 16 mm (⅝") hoses via the GARDENA Connection System.	Art. 18202 Art. 18216
GARDENA Pump Connection Set	For 19 mm (¾") hoses via the GARDENA Connection System.	Art. 1752

9. SERVICE / WARRANTY

Service:

Please contact the address on the back page.

Warranty:

In the event of a warranty claim, no charge is levied to you for the services provided.

GARDENA Manufacturing GmbH offers a two-year warranty (effective as of the date of purchase) for this product. This warranty includes all significant defects of the product that can be proved to be material or manufacturing faults. This warranty is fulfilled by supplying a fully func-

tional replacement product or by repairing the faulty product sent to us free of charge; we reserve the right to choose between these options. This service is subject to the following provisions:

- The product was used for its intended purpose as per the recommendations in the operating instructions.
- Neither the purchaser nor a third party has attempted to repair the product.

This manufacturer's warranty does not affect warranty entitlements against the dealer/retailer.

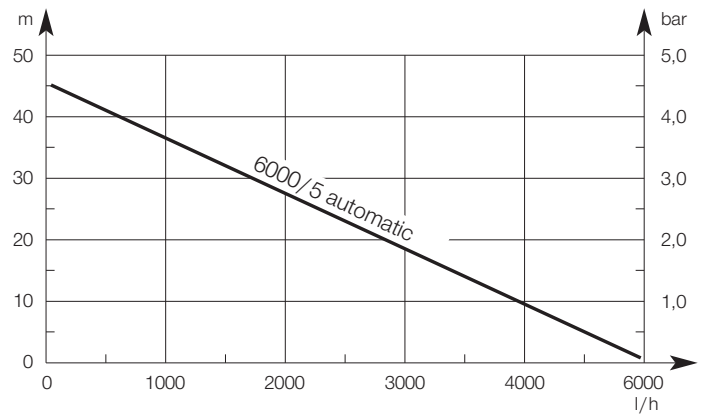
If problems arise with this product, please contact our Service department or send the defective product along with a brief description of the fault to GARDENA Manufacturing GmbH, making sure to have sufficiently covered any shipping costs and to have followed the relevant postage and packaging guidelines. A warranty claim must be accompanied by a copy of the proof of purchase.

Consumables:

The impellers are wear parts and excluded from the warranty.

Pumps damaged by frost are excluded from the warranty.

Pumpen-Kennlinien
Performance characteristics
Courbes de performance
Prestatiegrafiek
Каpacитетскyрвa
Ydelses karakteristika
Pumpun ominaiskäyrä
Pumpekarakteristikk
Curva di rendimento
Curva característica de la bomba
Características de performance
Charakterystyka pompy
Szivattyú-jelleggörbe
Charakteristika čerpadla
Charakteristiky čerpadla
Χαpaκτηριστικό διάγραμμα
Кривая производительности насоса
Karakteristika črpalke
Obilježja pumpe
Karakteristika pumpe
Крива характеристики насоса
Caracteristică pompă
Pompa karakter eğrisi
Помпена характеристика
Fuqia e pompës
Pumba karakteristik
Siurblio charakteristinė kreivė
Sūkņa raksturlīkne



Deutschland / Germany

GARDENA
Manufacturing GmbH
Central Service
Hans-Lorenser-Straße 40
D-89079 Ulm
Produktfragen:
(+49) 731 490-123
Reparaturen:
(+49) 731 490-290
service@gardena.com

Albania

COBALT Sh.p.k.
Rr. Siri Kodra
1000 Tirana

Argentina

Husqvarna Argentina S.A.
Av.del Libertador 5954 –
Piso 11 – Torre B
(C1428ARP) Buenos Aires
Phone: (+54) 11 5194 5000
info.gardena@
ar.husqvarna.com

Armenia

Garden Land Ltd.
61 Tigran Mets
0005 Yerevan

Australia

Husqvarna Australia Pty. Ltd.
Locked Bag 5
Central Coast BC
NSW 2252
Phone: (+61) (0) 2 4352 7400
customer.service@
husqvarna.com.au

Austria / Österreich

Husqvarna Austria GmbH
Industriezeile 36
4010 Linz
Tel.: (+43) 732 77 01 01-485
service.gardena@
husqvarnagroup.com

Azerbaijan

Firm Progress
a. Aliyev Str. 26A
1052 Baku

Belgium

Husqvarna België nv/sa
Gardena Division
Rue Egide Van Ophem 111
1180 Uccle/Ukkel
Tel.: (+32) 2 720 92 12
info@gardena.be

Bosnia / Herzegovina

SILK TRADE d.o.o.
Industrijska zona Bukva bb
74260 Tešanj

Brazil

Husqvarna do Brasil Ltda
Av. Francisco Matarazzo,
1400 – 19º andar
São Paulo – SP
CEP: 05001-903
Tel: 0800-112252
marketing.br.husqvarna@
husqvarna.com.br

Bulgaria

AGROLAND България АД
бул. 8 Декември, №13
Офис 5
1700 Студентски град
София
Тел.: (+359) 24 66 69 10
info@agroland.eu

Canada / USA

GARDENA Canada Ltd.
100 Summerlea Road
Brampton, Ontario L6T 4X3
Phone: (+1) 905 792 93 30
info@gardenacanada.com

Chile

Maquinarias Agroforestales
Ltda. (Maga Ltda.)
Santiago, Chile
Avda. Chesterton
8355 comuna Las Condes
Phone: (+56) 2 202 4417
Dalton@maga.cl
Zipcode: 7560330

China

Husqvarna (Shanghai)
Management Co., Ltd.
富世华 (上海) 管理有限公司
3F, Benq Square B,
No207, Song Hong Rd.,
Chang Ning District,
Shanghai, PRC. 200335
上海市长宁区淞虹路207号明
基广场B座3楼, 邮编: 200335

Colombia

Husqvarna Colombia S.A.
Calle 18 No. 68 D-31, zona
Industrial de Montevideo
Bogotá, Cundinamarca
Tel. 571 2922700 ext. 105
jairo.salazar@
husqvarna.com.co

Costa Rica

Compania Exim
Euroberoamericana S.A.
Los Colegios, Moravia,
200 metros al Sur del Colegio
Saint Francis – San José
Phone: (+506) 297 68 83
exim_euro@racsa.co.cr

Croatia

Husqvarna Austria GmbH
Industriezeile 36
4010 Linz
Tel.: (+43) 732 77 01 01-485
service.gardena@
husqvarnagroup.com

Cyprus

Med Marketing
17 Digeni Akrita Ave
P.O. Box 27017
1641 Nicosia
Czech Republic
Husqvarna Česko s.r.o.
Türkova 2319/5b
149 00 Praha 4 – Chodov
Bezplatná infolinka:
800 100 425
servis@cz.husqvarna.com

Denmark

GARDENA DANMARK
Lejrvej 19, st.
3500 Værløse
Tlf.: (+45) 70 26 47 70
husqvarna@husqvarna.dk
www.gardena.com/dk

Dominican Republic

BOSQUESA, S.R.L
Carretera Santiago Licey
Km. 5 ½
Esquina Copal II.
Santiago
Dominican Republic
Phone: (+809) 736-0333
joserbosquesa@claro.net.do

Ecuador

Husqvarna Ecuador S.A.
Arupos E1-181 y 10 de
Agosto Quito, Pichincha
Tel. (+593) 22800739
francisco.jacome@
husqvarna.com.ec

Estonia

Husqvarna Eesti OÜ
Valdeku 132
EE-11216 Tallinn
info@gardena.ee

Finland

Oy Husqvarna Ab
Gardena Division
Lautatarhankatu 8 B/PL 3
00581 HELSINKI
www.gardena.fi

France

Husqvarna France
9/11 Allée des pierres mayettes
92635 Gennevilliers Cedex
France
http://www.gardena.com/fr
N° AZUR: 0 810 00 78 23
(Prix d'un appel local)

Georgia

Transporter LLC
8/57 Beliashvili street
0159 Tbilisi, Georgia
Phone: (+995) 322 14 71 71

Great Britain

Husqvarna UK Ltd
Preston Road
Aycliffe Industrial Park
Newton Aycliffe
County Durham
DL5 6UP
info.gardena@
husqvarna.co.uk

Greece

Π. ΠΑΠΑΔΟΠΟΥΛΟΣ ΑΕΒΕ
Λεωφ. Αθηνών 92
Αθήνα
T.K.104 42
Ελλάδα
Τηλ. (+30) 210 51 93 100
info@papadopoulos.com.gr

Hungary

Husqvarna Magyarország Kft.
Ezred u. 1-3
1044 Budapest
Telefon: (+36) 1 251-4161
vevoszolgalat.husqvarna@
husqvarna.hu

Iceland

Ó. Johnson & Kaaber
Tunguhalsi 1
110 Reykjavik
ooj@ojk.is

Ireland

Husqvarna UK Ltd
Preston Road
Aycliffe Industrial Park
Newton Aycliffe
County Durham
DL5 6UP
info.gardena@
husqvarna.co.uk

Italy

Husqvarna Italia S.p.A.
Via Santa Vecchia 15
23868 VALMADRERA (LC)
Phone: (+39) 0341.203.111
assistenza.italia@
it.husqvarna.com

Japan

KAKUICHI Co. Ltd.
Sumitomo Realty &
Development Kojimachi
BLDG., 8F
5-1 Nibannco
Chiyoda-ku
Tokyo 102-0084
Phone: (+81) 33 264 4721
m_ishihara@kaku-ichi.co.jp

Kazakhstan

LAMED Ltd.
155/1, Tazhibayevoy Str.
050060 Almaty
IP Schmidt
Abayavenue 3B
110 005 Kostanay

Korea

Kyung Jin Trading CO.,LTD.
107-4, SunDuk Bld.,
YangJae-dong,
Seocho-gu,
Seoul, (zipcode: 137-891)
Phone: (+82) (0)2 574-6300

Kyrgyzstan

Alye Maki
av. Moladaya Guardir J 3
720014
Bishkek

Latvia

Husqvarna Latvija SIA
Ulbrokas 19A
LV-1021 Rīga
info@gardena.lv

Lithuania

UAB Husqvarna Lietuva
Ateities pl. 77C
LT-52104 Kaunas
info@gardena.lt

Luxembourg

Magasins Jules Neuberger
39, rue Jacques Stas
Luxembourg-Gasperich 2549
Case Postale No. 12
Luxembourg 2010
Phone: (+352) 40 14 01
api@neuberger.lu

Mexico

AFOSA
Av. Lopez Mateos Sur # 5019
Col. La Calma 45070
Zapopan, Jalisco
Mexico
Phone: (+52) 33 3818-3434
icornejo@afosa.com.mx

Moldova

Convel S.R.L.
290A Muncesti Str.
2002 Chisinau

Netherlands

Husqvarna Nederland B.V.
GARDENA Division
Postbus 50131
1305 AC ALMERE
Phone: (+31) 36 521 00 10
info@gardena.nl

Neth. Antilles

Jonka Enterprises N.V.
Sta. Rosa Weg 196
P.O. Box 8200
Curaçao
Phone: (+599) 9 767 66 55
pgm@jonka.com

New Zealand

Husqvarna New Zealand Ltd.
PO Box 76-437
Manukau City 2241
Phone: (+64) (0) 9 9202410
support.nz@husqvarna.co.nz

Norway

Husqvarna Norge AS
Gardena Division
Trøskenveien 36
1708 Sarpsborg
info@gardena.no

Peru

Husqvarna Perú S.A.
Jr. Ramón Cárcamo 710
Lima 1
Tel: (+51) 1 3320400 ext. 416
juan.remuzgo@
husqvarna.com

Poland

Husqvarna
Poland Spółka z o.o.
ul. Wysockiego 15 b
03-371 Warszawa
Phone: (+48) 22 330 96 00
gardena@husqvarna.com.pl

Portugal

Husqvarna Portugal, SA
Lagoa - Albarraque
2635 - 595 Rio de Mouro
Tel.: (+351) 21 922 85 30
Fax : (+351) 21 922 85 36
info@gardena.pt

Romania

Madex International Srl
Soseaua Odaii 117-123,
RO 013603 București, S1
Phone: (+40) 21 352.76.03
madex@ines.ro

Russia / Россия

ООО „Хускварна“
141400, Московская обл.,
г. Химки,
улица Ленинградская,
владение 39, стр.6
Бизнес Центр
„Химки Бизнес Парк“,
помещение ОВ02_04
http://www.gardena.ru

Serbia

Domel d.o.o.
Autoput za Novi Sad bb
11 273 Belgrade
Phone: (+381) 1 18 48 88 12
miroslav.jejina@domel.rs

Singapore

Hy-Ray PRIVATE LIMITED
40 Jalan Pemimpin
#02-08 Tat Ann Building
Singapore 577185
Phone: (+65) 6253 2277
shiyiing@hyray.com.sg

Slovak Republic

Husqvarna Česko s.r.o.
Türkova 2319/5b
149 00 Praha 4 – Chodov
Bezplatná infolinka:
800 154 044
servis@sk.husqvarna.com

Slovenia

Husqvarna Austria GmbH
Industriezeile 36
4010 Linz
Tel.: (+43) 732 77 01 01-485
service.gardena@
husqvarnagroup.com

South Africa

Husqvarna
South Africa (Pty) Ltd
Postnet Suite 250
Private Bag X6,
Cascades, 3202
South Africa
Phone: (+27) 33 846 9700
info@gardena.co.za

Spain

Husqvarna España S.A.
Calle de Rivas nº 10
28052 Madrid
Phone: (+34) 91 708 05 00
atencioncliente@gardena.es

Suriname

Agrofix n.v.
Verlengde Hogestraat #22
Phone: (+597) 472426
agrofix@sr.net
Pobox : 2006
Paramaribo
Suriname – South America

Sweden

Husqvarna AB
Gardena Division
S-561 82 Husqvarna
Gardenaorder@husqvarna.se

Switzerland / Schweiz

Husqvarna Schweiz AG
Consumer Products
Industriestrasse 10
5506 Mägenwil
Phone: (+41) (0) 62 887 37 90
info@gardena.ch

Turkey

Dost Bahçe Diş Ticaret
Müessesilik A.Ş
Yunus Mah. Adil Sok. No:3
Ic Kapi No: 1 Kartal
34873 Istanbul
Phone: (+90) 216 38 93 939
info@dostbahce.com.tr

Ukraine / Україна

ТОВ «Хускварна Україна»
вул. Васильківська, 34,
офіс 204-г
03022, м. Київ
Тел. (+38) 044 498 39 02
info@gardena.ua

Uruguay

FELI SA
Entre Rios 1083 CP 11800
Montevideo – Uruguay
Tel: (+598) 22 03 18 44
info@felisa.com.uy

Venezuela

Corporación Casa y Jardín C.A.
Av. Caroní, Edif. Trezmen, PB.
Colinas de Bello Monte.
1050 Caracas.
Tlf: (+58) 212 992 33 22
info@casayjardin.net.ve

1476-20.960.08/0418
© GARDENA
Manufacturing GmbH
D-89070 Ulm
http://www.gardena.com