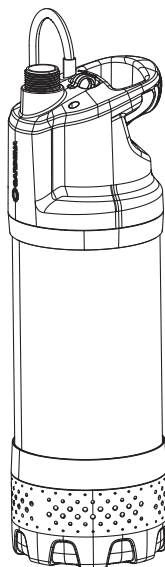
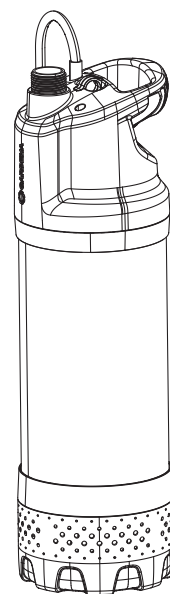


5900/4 inox
Art. 1768



5900/4 inox automatic
Art. 1771



6100/5 inox automatic
Art. 1773

DE Betriebsanleitung

Tauch-Druckpumpe

EN Operator's manual

Submersible Pressure Pump

FR Mode d'emploi

Pompe immergée pour arrosage

NL Gebruiksaanwijzing

Dompel-drukopvoerpomp

SV Bruksanvisning

Dränkbar Tryckpump

DA Brugsanvisning

Dyk-/trykpumpe

FI Käyttöohje

Upporainerumppu

NO Bruksanvisning

Nedsenkbar trykkpumpe

IT Istruzioni per l'uso

Pompa sommersa a pressione

ES Instrucciones de empleo

Bomba sumergible a presión

PT Manual de instruções

Bomba submersível de pressão

PL Instrukcja obsługi

Pompa zanurzeniowo-ciśnieniowa

HU Használati utasítás

Merülő-nyomó szivattyú

CS Návod k obsluze

Ponorné tlakové čerpadlo

SK Návod na obsluhu

Ponorné tlakové čerpadlo

EL Οδηγίες χρήσης

Βυθιζόμενη αντλία πίεσης

RU Инструкция по эксплуатации

Погружной нагнетательный насос

SL Navodilo za uporabo

Potopna tlačna črpalka

HR Upute za uporabu

Potopna tlačna crpka

SR/ Uputstvo za rad

BS Uronjiva pumpa pod pritiskom

UK Інструкція з експлуатації

Заглибний насос високого тиску

RO Instrucțiuni de utilizare

Pompa presiune submersibilă

TR Kullanma Kılavuzu

Basınçlı Dalgıç Pompa

BG Инструкция за експлоатация

Потопяема дълбочинна помпа

SQ Manual përdorimi

Pompë zhytëse me presion

ET Kasutusjuhend

Uputus-survepump

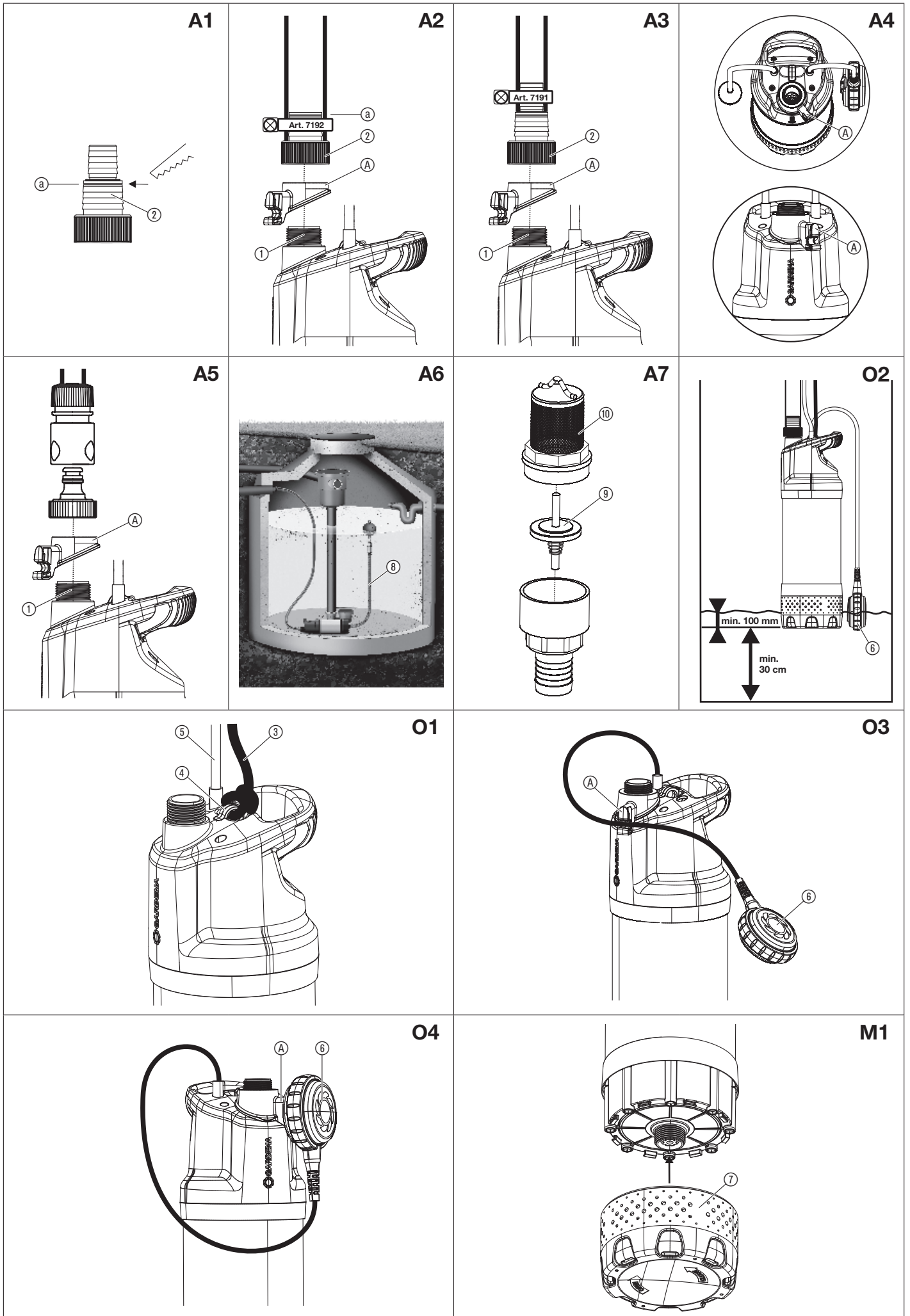
LT Eksploatavimo instrukcija

Panardinamas slėginis siurblys

LV Lietošanas instrukcija

legremdējams spiediēnsūknis

<p>DE Produkthaftung Wir weisen ausdrücklich darauf hin, dass wir in Übereinstimmung mit dem Produkthaftungsgesetz nicht für Schäden haften, die durch unsere Produkte entstehen, wenn diese unsachgemäß und nicht durch einen von uns autorisierten Servicepartner repariert wurden oder wenn keine Original GARDENA Teile oder von uns zugelassene Teile verwendet wurden.</p>
<p>EN Product liability In accordance with the German Product Liability Act, we hereby expressly declare that we accept no liability for damage incurred from our products where said products have not been properly repaired by a GARDENA-approved service partner or where original GARDENA parts or parts authorised by GARDENA were not used.</p>
<p>FR Responsabilité Conformément à la loi relative à la responsabilité du fait des produits défectueux, nous déclarons expressément par la présente que nous déclinons toute responsabilité pour les dommages résultant de nos produits, si lesdits produits n'ont pas été correctement réparés par un partenaire d'entretien agréé GARDENA ou si des pièces d'origine GARDENA ou des pièces agréées GARDENA n'ont pas été utilisées.</p>
<p>NL Productaansprakelijkheid Conform de Duitse wet inzake productaansprakelijkheid verklaren wij hierbij uitdrukkelijk dat wij geen aansprakelijkheid aanvaarden voor schade ontstaan uit onze producten waarbij deze producten niet zijn gerepareerd door een GARDENA-erkende servicepartner of waarbij geen originele GARDENA-onderdelen of onderdelen die door GARDENA zijn goedgekeurd zijn gebruikt.</p>
<p>SV Produktansvar I enlighet med tyska produktansvarslagar förklarar vi härmed uttryckligen att vi inte åtar oss något ansvar för skador som orsakas av våra produkter där produkterna inte har genomgått korrekt reparation från en GARDENA-godkänd servicepartner eller där originaldelar från GARDENA eller delar godkända av GARDENA inte använts.</p>
<p>DA Produktansvar I overensstemmelse med den tyske produktansvarslov erklærer vi hermed udtrykkeligt, at vi ikke påtager os noget ansvar for skader på vores produkter, hvis de pågældende produkter ikke er blevet repareret korrekt af en GARDENA-godkendt servicepartner, eller hvor der ikke er brugt originale GARDENA-reservedele eller godkendte reservedele fra GARDENA.</p>
<p>FI Tuotevastuu Saksan tuotevastuulain mukaisesti emme ole vastuussa laitteiden vaurioista, jos korjauksia ei ole tehnyt GARDENA:n hyväksymä huoltoliike tai jos niiden synnä on muiden kuin alkuperäisten GARDENA-varaosien tai GARDENA:n hyväksymien varaosien käyttö.</p>
<p>IT Responsabilità del prodotto In conformità con la Legge tedesca sulla responsabilità del prodotto, con la presente dichiariamo espressamente che decliniamo qualsiasi responsabilità per danni causati dai nostri prodotti qualora non siano stati correttamente riparati presso un partner di assistenza approvato GARDENA o laddove non siano stati utilizzati ricambi originali o autorizzati GARDENA.</p>
<p>ES Responsabilidad sobre el producto De acuerdo con la Ley de responsabilidad sobre productos alemana, por la presente declaramos expresamente que no aceptamos ningún tipo de responsabilidad por los daños ocasionados por nuestros productos si dichos productos no han sido reparados por un socio de mantenimiento aprobado por GARDENA o si no se han utilizado piezas originales GARDENA o piezas autorizadas por GARDENA.</p>
<p>PT Responsabilidade pelo produto De acordo com a lei alemã de responsabilidade pelo produto, declaramos que não nos responsabilizamos por danos causados pelos nossos produtos, caso os tais produtos não tenham sido devidamente reparados por um parceiro de assistência GARDENA aprovado ou se não tiverem sido utilizadas peças GARDENA originais ou peças autorizadas pela GARDENA.</p>
<p>PL Odpowiedzialność za produkt Zgodnie z niemiecką ustawą o odpowiedzialności za produkt, niniejszym wyraźnie oświadczamy, że nie ponosimy żadnej odpowiedzialności za szkody poniesione na skutek użytkowania naszych produktów, w przypadku gdy naprawa tych produktów nie była odpowiednio przeprowadzana przez zatwierdzonego przez firmę GARDENA partnera serwisowego lub nie stosowano oryginalnych części GARDENA albo części autoryzowanych przez tę firmę.</p>
<p>HU Termékszavatosság A németországi termékzavatossági törvénnyel összhangban ezennel nyomatékosan kijelentjük, hogy nem vállalunk felelősséget a termékeinkben keletkezett olyan károkért, amelyek valamely GARDENA által jóváhagyott szervizpartner által nem megfelelően végzett javításból adódtak, vagy amely során nem eredeti GARDENA alkatrészeket vagy a GARDENA által jóváhagyott alkatrészeket használtak fel.</p>
<p>CS Odpovědnost za výrobek V souladu s německým zákonem o odpovědnosti za výrobek tímto výslovně prohlašujeme, že nepřijímáme žádnou odpovědnost za poškození vzniklá na našich výrobcích, kdy zmíněné výrobky nebyly řádně opraveny schváleným servisním partnerem GARDENA nebo kdy nebyly použity originální náhradní díly GARDENA nebo náhradní díly autorizované společností GARDENA.</p>
<p>SK Zodpovednosť za produkt V súlade s nemeckými právnymi predpismi upravujúcimi zodpovednosť za výrobok týmto výslovné prehlasujeme, že nenesieme žiadnu zodpovednosť za škody spôsobené našimi výrobkami, v prípade ktorých neboli náležite opravy vykonané servisným partnerom schváleným spoločnosťou GARDENA alebo neboli použité diely spoločnosti GARDENA alebo diely schválené spoločnosťou GARDENA.</p>
<p>EL Ευθύνη προϊόντος Σύμφωνα με τον γερμανικό νόμο περί Ευθύνης για τα Προϊόντα, με το παρόν δηλώνουμε ρητώς ότι δεν αποδεχόμαστε καμία ευθύνη για τυχόν ζημιές που προκύπτουν από τα προϊόντα μας εάν αυτά δεν έχουν επισκευαστεί σωστά από κάποιον συγκεκριμένο συνεργάτη επισκευών της GARDENA ή εάν δεν έχουν χρησιμοποιηθεί αυθεντικά εξαρτήματα GARDENA ή εξαρτήματα συγκεκριμένα από την GARDENA.</p>
<p>SL Odgovornost proizvajalca V skladu z nemškimi zakoni o odgovornosti za izdelke, izrecno izjavljajo, da ne sprejemamo nobene odgovornosti za škodo, ki jo povzročijo naši izdelki, če teh niso ustrezno popravili GARDENINI odobreni servisni partnerji ali pri tem niso bili uporabljeni originalni GARDENINI nadomestni deli ali GARDENINIMI homologiranimi nadomestnimi deli.</p>
<p>HR Pouzdanost proizvoda Sukladno njemačkom zakonu o pouzdanosti proizvoda, ovime izričito izjavljujemo kako ne prihvaćamo nikakvu odgovornost za oštećenja na našim proizvodima nastala uslijed neispravnog popravka od strane servisnog partnera kojeg odobrava GARDENA ili uslijed nekorištenja originalnih GARDENA dijelova ili dijelova koje odobrava GARDENA.</p>
<p>RO Răspunderea pentru produs În conformitate cu Legea germană privind răspunderea pentru produs, declarăm în mod expres prin prezentul document că nu acceptăm nicio răspundere pentru defecțiunile suferite de produsele noastre atunci când acestea nu au fost reparate în mod corect de un atelier de service partener, aprobat de GARDENA, sau când nu au fost utilizate piese GARDENA originale sau piese autorizate de GARDENA.</p>
<p>BG Отговорност за вреди, причинени от стоки Съгласно германския Закон за отговорността за вреди, причинени от стоки, с настоящото изрично декларираме, че не носим отговорност за щети, причинени от нашите продукти, ако те не са били правилно ремонтирани от одобрен от GARDENA сервиз или ако не са използвани оригинални части на GARDENA или части, одобрени от GARDENA.</p>
<p>ET Tootevastutus Vastavalt Saksamaa tootevastutusseadusele deklareerime käesolevaga selgesõnaliselt, et me ei kannu mingisugust vastutust meie toodetest tingitud kahjude eest, kui need tooted ei ole korrektselt parandatud GARDENA heakskiidetud hoolduspartneri poolt või kui parandamisel ei ole kasutatud GARDENA originaalosi või GARDENA volitatud osi.</p>
<p>LT Gaminio patikimumas Mes aiškiai pareiškiame, kad, atsižvelgiant į Vokietijos gaminių patikimumo įstatymą, nepriisiame atsakomybės dėl bet kokios žalos, patirtos dėl mūsų gaminių, jeigu jie buvo netinkamai taisomi arba jų dalys buvo pakeistos neoriginaliomis GARDENA dalimis ar nepatvirtintomis dalimis, arba jeigu remonto darbai buvo atliekami ne GARDENA techninės priežiūros centro specialistų.</p>
<p>LV Atbildība par produkcijas kvalitāti Saskaņā ar Vācijas likumu par atbildību par produkcijas kvalitāti ar šo mēs paziņojam, ka neuzņemamies atbildību par bojājumiem, kas radušies, lietojot mūsu izstrādājumus, kuru remontu nav veicis uzņēmuma GARDENA apstiprināts apkopes partneris vai kuru remontam netika izmantotas oriģinālās GARDENA detaļas vai detaļas, kuru lietošanu apstiprinājis uzņēmums GARDENA.</p>



EN

1. SAFETY	8
2. ASSEMBLY	8
3. OPERATION	9
4. MAINTENANCE	9
5. STORAGE	10
6. TROUBLESHOOTING	10
7. TECHNICAL DATA	10
8. ACCESSORIES	10
9. SERVICE/WARRANTY	10

Translation of the original instructions.



This product may be used under supervision, or if instruction regarding the safe use of the product has been provided and the resulting dangers have been understood, by children aged 8 and above, as well as by persons with physical, sensory or mental disabilities or a lack of experience and knowledge. Children must not be allowed to play with the product. Cleaning and user maintenance must not be performed by children without supervision. The use of this product by young people under the age of 16 is not recommended. Never operate the product when you are tired, ill or under the influence of alcohol, drugs or medicine.

Intended use:

The **GARDENA Submersible Pressure Pump** is intended for the extraction of water from wells, shafts and other water reservoirs, for the operation of irrigation equipment and systems, also for pumping rainwater, tap water and water containing chlorine. Art. 1771/1773 are also intended for domestic water supply in private domestic gardens and allotments.

Liquids to be pumped:

The GARDENA Submersible Pressure Pump must only be used to pump water. The pump is fully submersible (water-tight encapsulation) and is submerged in water (for max. submersion depth, see 7. TECHNICAL DATA). The pump is equipped with an integrated check valve, which prevents automatic drainage of the pressure hose when the pump is shut down.

The product is not intended for long term use (continuous circulation operation).

**DANGER! Risk of injury!**

The pump should not be used for the delivery of salt water, muddy water, corrosive, easily inflammable or explosive liquids (e.g. petrol, paraffin, thinners), oil, heating oil or foodstuffs.

1. SAFETY**IMPORTANT!**

Read the operator's manual carefully before use and keep for future reference.

Symbols on the product:

Read operator's manual.

General safety warnings**Electrical safety****DANGER! Electric shock!**

Risk of injury due to electric current.

→ **The product must be supplied through a residual current device (RCD) having a rated residual operating current not exceeding 30 mA.**

**DANGER! Risk of physical injury!**

Risk of injury due to electric current.

→ **Disconnect the product from the mains before you maintain or replace parts. Thereby the disconnected socket must be in the visual range.**

Safe operating practices

The water temperature should not exceed 35 °C.

The pump must not be used when people are in the water.

Pollution of the liquid could occur due to leakage of lubricants.

Circuit breakers**Dry-running protection:**

If the water level is too low, the pump switches off automatically.

→ Submerge the pump deeper into the water.

Thermal protection switch:

In the event of an overload, the pump is switched off by the built-in thermal motor protection. After sufficient cooling of the motor, the pump is operational again.

Leakage protection (only for Art. 1771/1773):

The event of leakage on the pressure side (e.g. leaking pressure hose or tap) switches the pump on and off at short intervals. If the pump is switched on and off more frequently than 7 x in 2 min. (with a leakage < 6 l/hr), the pump switches off completely. When the leakage on the pressure side is eliminated, the pump must be unplugged and plugged in again in order to be operational again.

Automatic venting

This pump is equipped with a vent valve which eliminates any air pockets in the pump. Depending on the function, a small amount of water can escape below the handle.

Additional safety warnings**Electrical safety****DANGER! Cardiac arrest!**

This product makes an electromagnetic field while it operates. This field may under some conditions interfere with active or passive medical implants. To decrease the risk of conditions that can possibly injure or kill, we recommend persons with medical implants to speak with their physician and the medical implant manufacturer before you operate the product.

Cables

If extension cables are used, these must comply with the minimum cross-sections in the table below:

Voltage	Cable length	Cross section
230 – 240 V/50 Hz	Up to 20 m	1.5 mm ²
230 – 240 V/50 Hz	20 – 50 m	2.5 mm ²

**DANGER! Electric shock!**

With a cut off mains plug, moisture can get into electrical parts via the mains cable and cause a short circuit.

→ **Never cut the mains plug off (e.g. to feed through wall).**

→ Don't use the power cable for plugging off.

→ If the supply cord is damaged, it must be replaced by the manufacturer, its service agent or similarly qualified persons in order to avoid a hazard.

Mains plug and extension connections must be protected from water splashes.

Ensure that the electrical connections for plugs and sockets are made in areas safe from flooding.

Protect the mains plug and the mains power cable from heat, oil and sharp edges.

Observe the mains voltage. The information on the nameplate must be in agreement with the data for the mains power grid.

The pump's mains plug must be disconnected before anybody enters the swimming pool.

The mains power cable must not be used for fastening or transporting the pump.

For submerging or lifting/securing the pump, please use the fastening rope.

Please regularly check the connecting line.

Before using, always subject the pump (especially the power cables and the power connections) to a visual inspection.

A pump which is damaged should not be used. In the event of damage, have the pump checked by GARDENA Service.

Do not disassemble the pump any further than the delivery condition.

Before use after maintenance, make sure that all parts are screwed together.

When using our pumps with a generator, the warnings of the generator manufacturer must be observed.

Personal safety**DANGER! Risk of suffocation!**

Small parts can be easily swallowed. There is also a risk that the poly-bag can suffocate toddlers. Keep toddlers away when you assemble the product.

Observe the minimum water level in accordance with the characteristics given for the pump.

Only for Art. 1768: Allow the pump to run no longer than 10 minutes against a closed pressure side.

Sand and other abrasive substances cause increased wear and reduce the pump's output.

The pump must not be used to increase the pressure through the thread on the inlet side.

Only the GARDENA floating suction system may be mounted on the thread on the inlet side.

The float switch may only be operated outside the water.

The hose must not be disconnected during operation.

Allow the pump to cool down before troubleshooting.

2. ASSEMBLY**DANGER! Risk of injury!**

Injury when the product starts accidentally.

→ **Disconnect the product from the mains before you assemble the product.**

The hose can be connected via the pump connection ① and the connection nipple ② [19 mm (3/4")/25 mm (1")] or via the GARDENA Connection System [13 mm (1/2")/16 mm (5/8")/19 mm (3/4")]. When using a 25 mm (1") hose, the pump has the maximum delivery capacity.

With a parallel connection of more than one hose or connected devices, the **GARDENA 2-/4-Way Valve (Art. 1210/1194)** can be used.

Connect hose via connection nipple [Fig. A1]:

25 mm (1")- and 19 mm (3/4") hoses can be connected via the connection nipple ②.

Hose diameter	25 mm (1")	19 mm (3/4")
GARDENA Hose Clamp	Art. 7192	Art. 7191
Hose connection [Fig. A1]	Detach nipple at ② [Fig. A2].	Do not detach nipple [Fig. A3].

25 mm (1")- and 19 mm (3/4") hoses connected with a connection nipple ② must be fastened, for example with a **GARDENA Hose Clamp Art. 7192/7191**.

1. **Only for Art. 1768 [Fig. A4]:** Put the float switch locking ① on the pump connector ①.
2. Screw connection nipple ② onto the pump connection ①.
(With 25 mm (1") hoses, first disconnect the connection nipple ② at ①.)
3. Push the hose onto the connection nipple ② and fix e.g. with a **GARDENA Hose Clamp Art. 7192/7191**.

Connect hose via the GARDENA Connection System [Fig. A5]:

19 mm (3/4")-/16 mm (5/8") and 13 mm (1/2") hoses can be connected via the GARDENA Connection System.

Hose diameter	Pump connection	
13 mm (1/2")	GARDENA Pump Connection Set	Art. 1750
16 mm (5/8")	GARDENA Tap Connector	Art. 18202
	GARDENA Hose Connector	Art. 18216
19 mm (3/4")	GARDENA Pump Connection Set	Art. 1752

1. **Only for Art. 1768 [Fig. A4]:** Put the float switch locking ① on the pump connector ①.
2. Connect the hose via the relevant GARDENA Connection System.

To connect the floating suction unit [Fig. A6/A7]:

→ Connect the vacuum-proof suction hose ⑧ with G1" connector (e.g. Art. 1411) and fasten it to the other end.

The suction hose ⑧ must be cut to length so that it does not form loops during operation and no air is sucked in.

For trouble-free operation (system ventilation), the non-return valve ⑨ must be removed from the floating suction unit.

→ Unscrew the filter basket ⑩ with pliers.

The non-return valve ⑨ is not necessary in this application as the pumps have a non-return valve.

The suction hose should have a length of 50 cm.

The pump must be located in the cistern when the suction is floating.

A suction in vertical position when the pump is hanging is not possible.

In the horizontal position the float switch is not functional and the dry run safety device is inactive.

→ Switch the pump on and off manually and monitor it.

If no flow can be detected, the pump must be switched off again.

3. OPERATION



DANGER! Risk of injury!

Injury when the product starts accidentally.

→ **Disconnect the product from the mains before you connect, adjust or transport the product.**

To pump water [Fig. O1]:

The pump must always be submerged in the well or water reservoir with the rope provided. For the pump to be primed, the pump must be submerged at least 100 mm. So that the filter does not become dirty, the pump should be fixed at least 30 cm above the ground.

1. Attach the rope ③ securely to the lug ④.
2. Submerge the pump in the well or water reservoir via the rope ③.
3. Secure the rope ③.
4. With deep wells or shafts (from approx. 5 m), route the connection cable ⑤ along the rope ③ with clips.
5. Connect the pump to the mains.
*The pump starts approx. 3 sec. after connecting the connection cable.
The pump is ready for operation.*

Only for Art. 1768:

Automatic mode with float switch [Fig. O2]:

So that the pump automatically switches off when there is no liquid to pump, the Float Switch ⑥ must be able to freely move on the surface of the water.

Due to the integrated non-return valve, the pressure is maintained in the hose until water is drawn via the hose.

To adjust the Cut-in and Cut-out Height [Fig. O3]:

The maximum cut-in height and minimum cut-out height (see 7. TECHNICAL DATA) can be adjusted by pushing the float switch wire into the float switch lock ①.

- The shorter the length of cable between the float switch ⑥ and the float switch lock ①, the lower the cut-in height and the higher the cut-out height.

→ Push the cable of the float switch ⑥ into the opening in the float switch lock ①.



CAUTION!

In order to ensure that the float switch is able to switch on and off, the cable length between the float switch and the float switch lock must be at least 10 cm.

Manual operation [Fig. O4]:

The pump remains permanently in operation because the float switch is bypassed. This deactivates the dry-running protection of the pump.

1. Push the float switch ⑥ onto the float switch locking ① with the cable downwards.
2. Immerse the pump in a well or shaft using a rope attached to the pump.
3. Connect the pump to the mains.
Attention! The pump begins operating immediately.

Only for Art. 1771/1773:

Automatic mode:

The pump automatically switches off as soon as no more water is retrieved.

Due to the integrated non-return valve, the pressure is maintained in the hose until water is drawn via the hose.

When water is drawn via the hose (the pressure in the hose falls below approx. Art. 1771: 2,2 bar/Art. 1773: 2,9 bar), the pump switches on automatically.

Low quantity program and leakage warning:

Leakage warning:

The flow control switches off automatically as soon as no more water is drawn. In the event of leakage on the pressure side (e.g. leaking pressure hose or tap) switches the pump on and off at short intervals. If the pump is switched on and off more frequently than 7 x in 2 min. (with a leakage < 6 l/h), the pump switches off completely. When the leakage on the pressure side is eliminated, the pump must be unplugged and plugged in again in order to be operational again.

Low quantity program:

To prevent the pump from switching off earlier when used with low quantity of water (e.g. drip irrigation), the leakage warning is only activated after 60 minutes.

Switching the pump on and off cyclically during the low quantity program has no effect on the service life of the pump.

Use of washing machines:

Upon completion of the low quantity water supply cycle in washing machines, the 60-minute operating interval of the low quantity programme is automatically reset to normal operation of the pump and allows a trouble-free use of the washing machine for > 60 minutes.

For continuous drip irrigation:

If the low quantity program is to be used for more than 60 minutes, the irrigation must be disrupted for at least 5 minutes before the end of the 60 minute period. The low quantity program can then be used for a further 60 minutes.

4. MAINTENANCE



DANGER! Risk of injury!

Injury when the product starts accidentally.

→ **Disconnect the product from the mains before you maintain the product.**

To clean the filter [Fig. M1]:

In order to ensure continuous trouble-free operation, the filter ⑦ should be cleaned at regular intervals.

After pumping dirty water, the filter ⑦ must be cleaned immediately.

1. Turn the filter ⑦ 1/4 turn clockwise and remove it (bayonet lock).
2. Clean the filter ⑦ under running water.
3. Re-install the filter ⑦ in the opposite sequence.

The pump must not be operated without the filter.

To flush the pump:

After pumping chlorinated water, the pump must be flushed.

1. Pump lukewarm water (max. 35 °C), possibly adding a mild cleaning agent (e. g. detergent) until the pumped water runs clear.
2. Remove residuals according to the waste disposal laws applicable in your area.

5. STORAGE

To put into storage:

The pump is not frost-proof!

The product must be stored away from children.

1. Disconnect the pump from the mains.
2. Turn the pump upside down until no more water runs out.
3. Clean the pump (see 4. MAINTENANCE).
4. Store the pump in a dry, enclosed and frost-free place.

Disposal:

(in accordance with RL2012/19/EC)

The product must not be disposed of to normal household waste. It must be disposed of in line with local environmental regulations.



IMPORTANT!

→ Dispose of the product through or via your municipal recycling collection centre.

6. TROUBLESHOOTING



DANGER! Risk of injury!

Injury when the product starts accidentally.

→ Disconnect the product from the mains before you troubleshoot the product.

Problem	Possible Cause	Remedy
Pump is running, but doesn't deliver	Air cannot escape, because the pressure line is closed. (Possible kink in the pressure hose.)	→ Open the pressure line (e. g. shut-off valve, delivery units).
	Air in suction foot.	→ Wait for about 60 seconds until the pump has vented; if necessary, turn off and then on again.
	Filter is clogged.	→ Clean the filter (see 4. MAINTENANCE).
	Water level below minimum water level when put into operation.	→ Submerge the pump deeper.
Pump does not start, or stops suddenly during operation	When using the floating suction, an air cushion forms in the suction hose.	→ Remove the non-return valve in front of the filter basket of the extraction unit.
	Thermal switch has turned the pump off because of overheating.	→ Clean the filter (see 4. MAINTENANCE). Observe the max. media Temperature (35 °C).
	Check valve is stuck.	→ Contact the GARDENA Service.
	Pumping without electricity.	→ Check fuses and electrical plug connections.
Only with Art. 1771/1773:	RCD has triggered (residual current).	→ Disconnect the pump and contact the GARDENA Service.
	Leakage warning is activated. The maximum duration of the leakage warning (low quantity program 60 min. or 2 min.) has been exceeded.	→ When using the low quantity programme, shorten the watering duration or interrupt for 5 minutes. Increase the water consumption. Disconnect the mains plug.
	Leak on pressure side.	→ Eliminate any leak on the pressure side.

Problem	Possible Cause	Remedy
Pump is running, but the delivery drops	Filter is clogged.	→ Clean the filter (see 4. MAINTENANCE).



NOTE: For any other malfunctions please contact the GARDENA service department. Repairs must only be done by GARDENA service departments or specialist dealers approved by GARDENA.

7. TECHNICAL DATA

Submersible Pressure Pump	Unit	Value (Art. 1768)	Value (Art. 1771)	Value (Art. 1773)
Rated Power	W	900	900	1100
Mains voltage	V (AC)	230	230	230
Mains frequency	Hz	50	50	50
Max. delivery capacity	l/h	5900	5900	6100
Max. pressure / max. delivery head	bar / m	3,5 / 35	3,5 / 35	4,7 / 47
Max. submersion depth	m	12	12	17
Residual water level	mm	15	15	15
Switch-on pressure	bar	–	2,2	2,9
Min. submersion depth for operation (approx.)	mm	100	100	100
Power cable	m	15 (H07RN-F)	15 (H07RN-F)	20 (H07RN-F)
Weight without cable (approx.)	kg	7,5	7,5	8,1
Fastening rope length	m	15	15	20
Max. media temperature	°C	35	35	35

8. ACCESSORIES

GARDENA Floating suction system	For dirt-free suction below the water surface.	Art. 1417
GARDENA 2- / 4-Way Valve	For parallel connection for more than one hose or connected devices.	Art. 1210/1194
GARDENA Hose Clamp	For 25 mm (1") hoses via the connection nipple.	Art. 7192
GARDENA Hose Clamp	For 19 mm (3/4") hoses via the connection nipple.	Art. 7191
GARDENA Pump Connection Set	For 13 mm (1/2") hoses via the GARDENA Connection System.	Art. 1750
GARDENA Tap Connector GARDENA Hose Connector	For 16 mm (5/8") hoses via the GARDENA Connection System.	Art. 18202 Art. 18216
GARDENA Pump Connection Set	For 19 mm (3/4") hoses via the GARDENA Connection System.	Art. 1752

9. SERVICE/WARRANTY

Service:

Please contact the address on the back page.

Warranty statement:

In the event of a warranty claim, no charge is levied to you for the services provided.

GARDENA Manufacturing GmbH grants a warranty for all original GARDENA new products for two years from the date of original purchase from the retailer, provided that the devices have been for private use only. This manufacturer's warranty does not apply to products acquired second hand. This warranty includes all significant defects of the product that can be proved to be material or manufacturing faults. This warranty is fulfilled by supplying a fully functional replacement product or by repairing the faulty product sent to us free of charge; we reserve the right to choose between these options. This service is subject to the following provisions:

- The product has been used for its intended purpose as per the recommendations in the operating instructions.
- Neither the purchaser nor a third party has attempted to open or repair the product.
- Only Original GARDENA replacement parts and wear parts have been used for operation.
- Presentation of the receipt.

Normal wear and tear of parts and components (such as blades, blade fixing parts, turbines, light bulbs, V-belts/toothed belts, impellers, air

filters, spark plugs), visual changes, wear parts and consumables are excluded from the warranty.

This manufacturer's warranty is limited to replacement and repair of products in accordance with the abovementioned conditions. The manufacturer's warranty does not constitute an entitlement to lodge other claims against us as a manufacturer, such as for damages. This manufacturer's warranty does **not**, of course, affect statutory and contractual warranty claims against the dealer/retailer.

The manufacturer's warranty is governed by the law of the Federal Republic of Germany.

In case of a warranty claim, please return the faulty product, together with a copy of the receipt and a description of the fault, with postage paid to the service address.

Consumables:

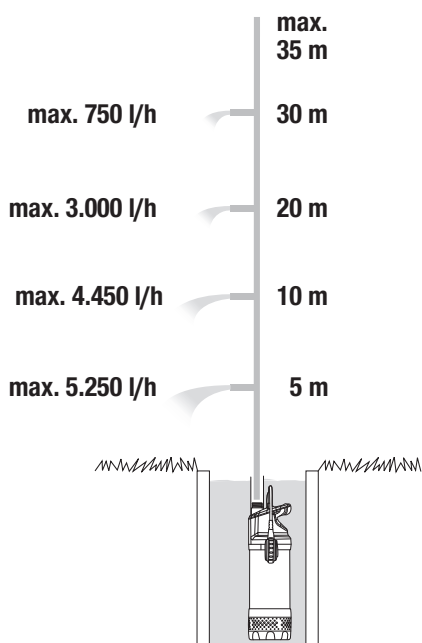
The impeller and the filter are consumables and are not included in the warranty.

Pumpen-Kennlinien
Performance characteristics
Courbes de performance
Prestatiegrafiek
Kapacitetskurva
Ydelses karakteristika
Pumpun ominaiskäyrä
Pumpekarakteristikk
Curva di rendimento
Curva característica de la bomba

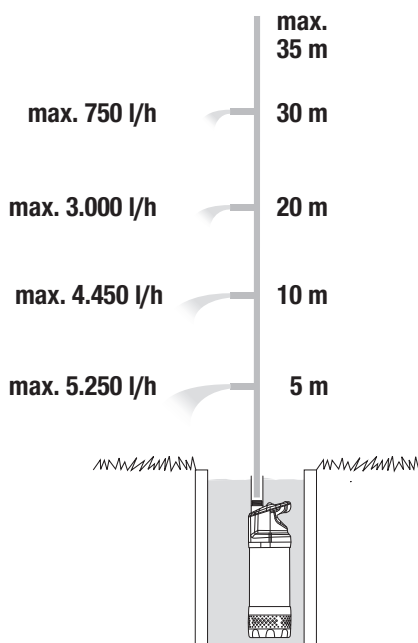
Characterísticas de performance
Charakterystyka pompy
Szivattyú-jelleggörbe
Charakteristika čerpadla
Charakteristiky čerpadla
Χαρηκτηριστικό διάγραμμα
Кривая производительности насоса
Karakteristika črpalka
Obilježja pumpe
Karakteristika pumpe

Крива характеристики насоса
Caracteristică pompă
Pompa karakter eğrisi
Помпена характеристика
Fuqja e pompës
Pumba karakteristik
Siurblio charakteristinė kreivė
Sūkņa raksturlīkne

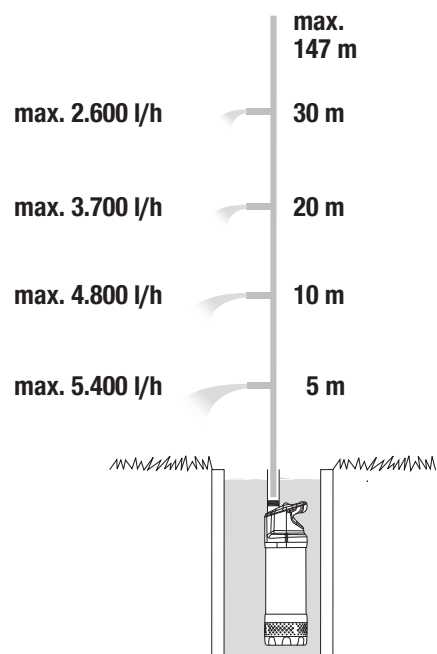
5900/4 inox
Art. 1768



5900/4 inox automatic
Art. 1771



6100/5 inox automatic
Art. 1773



<p>DE EU-Konformitätserklärung Der Unterzeichnende bestätigt als Bevollmächtigter des Herstellers, der GARDENA Germany AB, PO Box 7454, S-103 92, Stockholm, Schweden, dass das (die) nachfolgend bezeichnete(n) Geräte(s) in der von uns in Verkehr gebrachten Ausführung die Anforderungen der harmonisierten EU-Richtlinien, EU-Sicherheitsstandards und produktspezifischen Standards erfüllen/erfüllen. Bei einer nicht mit uns abgestimmten Änderung des (der) Geräte(s) verliert diese Erklärung ihre Gültigkeit.</p>	<p>HU EU megfeleléségi nyilatkozat Az alulírott, a GARDENA Germany AB, Pf. 7454, S-103 92, Stockholm, Svédország megbízotti minőségében megerősíti, hogy az általunk alábbi kivitelben forgalomba hozott, lent nevezett eszköz(ök) megfelel(nek) az uniós irányelvekkel összhangba hozott nemzeti előírások követelményeinek, az EU biztonsági szabványainak és a konkrét termékre vonatkozó szabványoknak. Az eszköz(ök)nek velünk nem egyeztetett módosítása esetén ez a nyilatkozat érvényét veszti.</p>
<p>EN EC Declaration of Conformity The undersigned hereby certifies as the authorized representative of the manufacturer, GARDENA Germany AB, PO Box 7454, S-103 92, Stockholm, Sweden, that when leaving our factory, the unit(s) indicated below is/are in accordance with the harmonised EU guidelines, EU standards of safety and product specific standards. This certificate becomes void if the unit(s) is/are modified without our approval.</p>	<p>CS EU prohlášení o shodě Podpisem osoba zplnomocnená výrobcem GARDENA Germany AB, PO Box 7454, S-103 92, Stockholm, Švédsko potvrzuje, že v následujícím uvedený(-é) přístroj(-e) v provedení námi uvedeném na trhu splňuje/splňují požadavky směrnice EU, bezpečnostních norem EU a norem specifických pro výrobek. V případě změny přístroje(-ů), která s námi nebyla dohodnuta, ztrácí toto prohlášení svou platnost.</p>
<p>FR Déclaration de conformité CE Le soussigné déclare, en tant que mandataire du fabricant, la GARDENA Germany AB, PO Box 7454, S-103 92, Stockholm, Suède, qu'à la sortie de ses usines le matériel neuf désigné ci-dessous était conforme aux prescriptions des directives européennes énoncées ci-après et conforme aux règles de sécurité et autres règles qui lui sont applicables dans le cadre de l'Union européenne. Toute modification portée sur ce(s) produit(s) sans l'accord express de notre part supprime la validité de ce certificat.</p>	<p>SK EÚ vyhlásenie o zhode Dolú podpísaný potvrdzuje, ako splnomocnený zástupca výrobcu, GARDENA Germany AB, PO Box 7454, S-103 92, Stockholm, Švédsko, potvrdzuje, že v nasledujúcom uvedený(-é) prístroj(-e) v provedení námi uvedenom na trh spĺňa/jú požiadavky harmonizovaných smerníc EU, bezpečnostných štandardov EU a predpisov, špecifických pre dané výrobky. Pri zmene zariadenia/zariadení, ktorá nebola odsúhlasená našou spoločnosťou, stráca toto vyhlásenie platnosť.</p>
<p>NL EU-conformiteitsverklaring De ondergetekende bevestigt als gevolmachtigde van de fabrikant, GARDENA Germany AB, PO Box 7454, S-103 92, Stockholm, Zweden, dat het/de onderstaand vermelde apparaat/apparaten in de door ons in de handel gebrachte uitvoering voldoet/voldoeden aan de eisen van de geharmoniseerde EU-richtlijnen, EU-veiligheidsnormen en productspecifieke normen. Bij een niet met ons afgestemde verandering van het apparaat/de apparaten verliest deze verklaring haar geldigheid.</p>	<p>EL Δήλωση συμμόρφωσης ΕΕ Ο υπογεγραμμένος βεβαιώνει ως πληρεξούσιος του κατασκευαστή, της εταιρείας GARDENA Germany AB, T.Θ. 7454, S-103 92, Στοκχόλμη, Σουηδία, ότι η (οι) παρακάτω αναφερόμενη(ες) συσκευή(ές) στην έκδοσή που τίθεται από εμάς σε κυκλοφορία πληροί/πληρούν τις απαιτήσεις των εναρμονισμένων οδηγιών της ΕΕ, προτύπων ασφαλείας της ΕΕ και των ειδικών για το προϊόν προτύπων. Σε περίπτωση τροποποίησης της (των) συσκευή(ών) χωρίς προηγούμενη συνηνόηση με την εταιρεία μας παύει να ισχύει η δήλωση.</p>
<p>SV EU-försäkran om överensstämmelse Undertecknad intygar som befulldäktad företrädare för tillverkaren, GARDENA Germany AB, PO Box 7454, S-103 92, Stockholm, Sverige, att nedan angiven apparat/ nedan angivna apparater i det utförande vi har släppt på marknaden, uppfyller förordningarna i de harmoniserade EU-direktiv, EU-säkerhetsstandarderna och de produktspecifika standarderna. Denna försäkran upphör att gälla vid en ändring av apparaten/apparaterna som inte har stämts av med oss.</p>	<p>SL Izjava EU o skladnosti Spodaj podpisani kot pooblaščenec proizvajalca GARDENA Germany AB, PO Box 7454, S-103 92, Stockholm, Švedska, potrjuje, da v nadaljevalni označeni zariadenje /a vo vyhotoveni uvedenom na trh spĺnja/jú požiadavky zahtevne usklajenih direktiv EU, varnostnega standarda EU in standardov, ki veljajo za posamezne izdelke. V primeru spremembe naprave, ki ni usklajena z nami, ta izjava neha veljati.</p>
<p>DA EU-overensstemmelseserklæring Underskriveren bekræfter som fuldmægtig for producenten, GARDENA Germany AB, PO Box 7454, S-103 92, Stockholm, Sverige, at det (de) efterfølgende betegnede apparat(er) i den af os markedsførte udførelse opfylder kravene i de harmoniserede EU-direktiver, EU-sikkerhedsstandarder og produktspecifikke standarder. Foretages en ændring af apparatet/apparaterne, der ikke er aftalt med os, mister denne erklæring sin gyldighed.</p>	<p>HR EU izjava o skladnosti Dolje potpisani kao ovlaštenik proizvođača, tvrtke GARDENA Germany AB, PO Box 7454, S-103 92, Stockholm, Švedska, potvrđuje, da u nadaljevaćenoj označenoj napravi /a u vyhotoveni uvedenom na tržište ispunjavaju kriterije uskladenih direktiva EU i sigurnosnih standarda EU kao i standarda koji se tiču proizvoda. Ova izjava gubi valjanost u slučaju izmjena uređaja koje nisu prethodno ugovorene s nama.</p>
<p>FI EU-vaatimustenmukaisuusvakuutus Allekirjoittanut vahvistaa valmistajan, GARDENA Germany AB, PO Box 7454, S-103 92, Tukholma, Ruotsi, valtuuttamansa henkilöä, että seuraavaa laite täyttää/ seuraavat laitteet täyttävät meidän toimittamassa mallissa yhdenmukaistetujen EU-direktiivien, EU-turvallisuusmääräysten ja tuotekohtaisien standardien vaatimukset. Laitteen/ laitteiden muutoksissa, joista ei ole sovittu meidän kanssamme, menettää tämä selvitys voimassolonsa.</p>	<p>RO Declarație de conformitate UE Semnatarul, în calitate sa de împuternicit al producătorului GARDENA Germany AB, PO Box 7454, S-103 92, Stockholm, Suedia, confirmă că aparatul (aparatele) descrise în cele ce urmează, în execuția pusă de noi pe piață îndeplinesc cerințele directivelor armonizate UE, ale standardelor de siguranță UE și ale standardelor specifice produsului. În cazul modificării fără aprobarea noastră prealabilă a aparatului (aparatoarelor), această declarație își pierde valabilitatea.</p>
<p>IT Dichiarazione di conformità UE Il sottoscritto, in quanto soggetto autorizzato dal produttore, GARDENA Germany AB, PO Box 7454, S-103 92, Stoccolma, Svezia, dichiara che l'apparecchio/gli apparecchi di seguito denominato/i, nella versione da noi immessa in commercio, soddisfa/no i requisiti delle direttive UE armonizzate, degli standard di sicurezza europei e degli standard specifici per il prodotto. La presente dichiarazione perde di validità in caso di modifica dell'apparecchio/degli apparecchi non concordata con noi.</p>	<p>BG ЕС-Декларация за съответствие Долноподписаният удостоверява като пълномощник на производителя GARDENA Germany AB, PO Box 7454, S-103 92, Стокхолм, Швеция, че по-долу описаният(ите) уред(и) във вариант на изпълнение пунат от нас на пазара изпълнява/ изпълняват изискванията на хармонизираните ЕС-директиви, ЕС-норми за безопасност и специфичните норми за продукцията. В случай на промяна на уред(ите), която не е съгласувана с нас, тази декларация губи своята валидност.</p>
<p>ES Declaración de conformidad de la UE El firmante confirma, en calidad de apoderado del fabricante GARDENA Germany AB, PO Box 7454, S-103 92 Estocolmo (Suecia), que el/ los aparato(s) mencionado(s) a continuación cumple(n), en la versión lanzada al mercado por nuestra empresa, los requisitos de las directivas de la UE armonizadas, los estándares de seguridad de la UE y los estándares específicos del producto. La presente declaración perderá su validez si se modifica(n) el/ los aparato(s) sin previa aprobación por nuestra parte.</p>	<p>ET EL-i vastavusdeklaratsioon Alakirjutajana kinnitab tootja, GARDENA Germany AB, PO Box 7454, S-103 92, Stockholm, Rootsi, poolt volitatud isikuna, et järgnevalt nimetatud seade (seadmed) täidab (täidavad) meie poolt turule toodud versiooni kuul harmoniseeritud EL-i direktiivide, EL-i ohutusstandardide ja tootepühiste standardite nõuded. Seadmed (seadmetel) meiega kooskõlastamata muudatuse tegemise korral kaotab käesolev deklaratsioon oma kehtivuse.</p>
<p>PT Declaração CE de Conformidade O abaixo-assinado, na qualidade de representante do fabricante, GARDENA Germany AB, PO Box 7454, S-103 92, Stockholm, Schweden, confirma que o(s) aparelho(s) a seguir designado(s) no modelo lançado por nós no mercado cumpre/ cumprem os requisitos das diretivas UE harmonizadas, as normas de segurança UE e as normas específicas para estes produtos. Esta declaração perde a sua validade se forem realizadas alterações no(s) aparelho(s) sem o nosso consentimento.</p>	<p>LT ES atitikties deklaracija Pasirašantis, kaip gamintojo, GARDENA Germany AB, PO Box 7454, S-103 92, Stokholmas, Švedija, įgaliotasis atstovas patvirtina, kad žemiau nurodyti(-ų) prietaiso(-ų) modeliai, kurie buvo pagaminti mūsų gamykloje, atitinka darniąsias ES direktyvas, ES saugumo standartus ir specifinius gaminių standartus. Atitikis bet koki prietaiso(-ų) pakeitimaj, kuris nėra suderintas su mumis, ši deklaracija praranda galiojimą.</p>
<p>PL Deklaracja zgodności UE Nижєj podpisany potwierdza jako upoważniony przedstawiciel producenta, spółki GARDENA Germany AB, PO Box 7454, S-103 92, Stokholm, Szwecja, że określone poniżej urządzenie/-nia w wersji wprowadzonej przez nas do obrotu spełnia/ -niają wymogi zharmonizowanych dyrektyw UE, norm bezpieczeństwa UE oraz norm dotyczących konkretnych produktów. Niniejsza deklaracja traci ważność w przypadku wprowadzania niezgodnych z nami zmian urządzenia/-n.</p>	<p>LV ES atbilstības deklarācija Zemā parakstījusies persona kā ražotāja, GARDENA Germany AB, PO Box 7454, S-103 92, Stokholma, Zviedrija, pilnvarotais pārstāvis apstiprina, ka tālāk norādītā(-s) ierīce(-s) izpildījuma, kādā mēs to (tās) esam laidījuši tirgū, atbilst saskaņotajām ES direktīvajam, ES drošības standartiem un konkrētajām produktām noteiktajiem standartiem. Ierīce(-s) veicot ar mums nesaskaņotus izmaiņas, šī deklarācija zaudē savu spēku.</p>

<p>Produktbezeichnung: Description of the product: Désignation du produit : Beschrijving van het product: Beskrivning av produkten: Beskrivelse af produktet: Tuotteen kuvaus: Descrizione del prodotto: Description del producto: Descrição do produto: Opis produktu: A termék leírása: Popis výrobku: Popis produktu: Περιγραφή του προϊόντος: Opis izdelka: Opis proizvoda: Descrigeria produsului: Описание на продукта: Toote kirjeldus: Gaminio aprašas: Izstrādājuma apraksts:</p>	<p>Tauch-Druckpumpe Submersible Pressure Pump Pompe immergée pour arrosage Doppel-drukvoerpomp Dränkbar Tryckpump Dyk- /trykpumpe Uppropänerpump Pompa sommersa a pressione Bomba sumergible a presión Bomba submersível de pressão Pompa zanurzeniowo-ciśnieniowa Merülő-nyomó szivattyú Ponorné tlakové čerpadlo Πονορνέ tlakové čerpadlo Βυθίζόμενη αντίλια πίεσης Ποτορνα tlačna črpalka Ποτορνα tlačna crpka Pompa presiune submersibilă Ποτορνεма дълбочинна помпа Uputus-surverpump Panardinamas slėginis siurblys Iegremdējams spiedienušūknis</p>	<p>Harmonisierte EN-Normen / Harmonised EN: EN ISO 12100 EN 60335-1 EN 60335-2-41</p> <p>Anbringungs-jahr der CE-Kennzeichnung: Year of CE marking: Année d'apposition du marquage CE : Installatiejaar van de CE-aanduiding: Märkningsår: CE-Märkningsår: CE-merkin kiinnitysvuosi: Anno di applicazione della certificazione CE: Colocación del distintivo CE: Ano de marcação pela CE: Rok nadania oznakowania CE: CE-jelzés elhelyezésének éve: Rok umístění značky CE: Rok udelenia značky CE: Έτος σήματος CE: Leto namestitve CE-oznake: Godina dobivanja CE oznake: Anul de marcare CE: Година на поставяне на CE-маркировка: CE-märgistuse raigaldamise aasta: Metai, kada pažymėta CE-ženku: CE-marķējuma uzlikšanas gads:</p>
<p>Produkttyp: Product type: Type de produit : Producttype: Producttype: Producttype: Tuotetyyppi: Tipo adii produsului: Tipo de producto: Tipo de produto: Typ produktu:</p> <p>5900/4 inox 5900/4 inox automatic 6100/5 inox automatic</p>	<p>Artikelnummer: Article number: Référence : Artikelnummer: Artikelnummer: Artikelnummer: Tuotenumero: Codice articolo: Referencia: Número de referència: Numer katalogowy:</p> <p>1768 1771 1773</p>	<p>2019</p> <p>Ulm, den 02.12.2019 Ulm, 02.12.2019 Fait à Ulm, le 02.12.2019 Ulm, 02-12-2019 Ulm, 2019.12.02. Ulm, 02.12.2019 Ulm, 02.12.2019 Ulm, 02.12.2019 Ulm, 02.12.2019 Ulm, 02.12.2019 Ulm, 02.12.2019 Ulm, 02.12.2019 Ulm, 02.12.2019 Ulm, 02.12.2019 Ulm, 02.12.2019 Ulm, 02.12.2019 Ulm, 02.12.2019 Ulm, 02.12.2019 Ulm, 02.12.2019 Ulm, 02.12.2019</p>
<p>EU-Richtlinien: EC-Directives: Directives CE : EG-richtlijnen: EU-direktiv: EF-direktiver: EY-direktiivit: Direttive UE: Directiva CE: Diretivas CE: Dyrektywy WE: EK-irányelvek: Predpisy ES: Smernice EÚ: Οδηγίες EK: Direktive EU: EC directive: Directive CE: Директиви на EO: EU direktiivi:</p> <p>2011/65/EU 2014/30/EU 2006/42/EU</p>	<p>Hinterlegte Dokumentation: GARDENA Technische Dokumentation, M. Kugler 89079 Ulm</p> <p>Deposited Documentation: GARDENA Technical Documentation, M. Kugler 89079 Ulm</p> <p>Documentation déposée: Documentation technique GARDENA, M. Kugler 89079 Ulm</p>	<p>Der Bevollmächtigte Authorised representative Le mandataire De gevolmachtigde Auktoriserad representant Autoriseret representant Valtuutettu edustaja Persona delegata La persona autorizada O reprezentante Pelnomocnik Meghatalmazott Zplnomocnenec Splnomocnený Ο εξουσιοδοτημένος Pooblaščenec Ovlaštena osoba Conducerea tehnică Упълномощен Volitatud esindaja Igalilotsis atstovas Pilnvarotā persona</p> <p><i>Reinhard Pompe</i> Reinhard Pompe Vice President</p>

Deutschland / Germany

GARDENA
Manufacturing GmbH
Central Service
Hans-Lorenser-Straße 40
D-89079 Ulm
Produktfragen:
(+49) 731 490-123
Reparaturen:
(+49) 731 490-290
service@gardena.com

Albania

COBALT Sh.p.k.
Rr. Siri Kodra
1000 Tirana

Argentina

Husqvarna Argentina S.A.
Av.del Libertador 5954 –
Piso 11 – Torre B
(C1428ARP) Buenos Aires
Phone: (+54) 11 5194 5000
info.gardena@
ar.husqvarna.com

Armenia

Garden Land Ltd.
61 Tigran Mets
0005 Yerevan

Australia

Husqvarna Australia Pty. Ltd.
Locked Bag 5
Central Coast BC
NSW 2252
Phone: (+61) (0) 2 4352 7400
customer.service@
husqvarna.com.au

Austria / Österreich

Husqvarna Austria GmbH
Industriezeile 36
4010 Linz
Tel.: (+43) 732 77 01 01-485
service.gardena@
husqvarnagroup.com

Azerbaijan

Firm Progress
a. Aliyev Str. 26A
1052 Baku

Belgium

Husqvarna België nv/sa
Gardena Division
Rue Egide Van Ophem 111
1180 Uccle / Ukkel
Tel.: (+32) 2 720 92 12
info@gardena.be

Bosnia / Herzegovina

SILK TRADE d.o.o.
Industrijska zona Bukva bb
74260 Tešanj

Brazil

Husqvarna do Brasil Ltda
Av. Francisco Matarazzo,
1400 – 19º andar
São Paulo – SP
CEP: 05001-903
Tel: 0800-112252
marketing.br.husqvarna@
husqvarna.com.br

Bulgaria

AGROLAND България АД
бул. 8 Декември, №13
Офис 5
1700 Студентски град
София
Тел.: (+359) 24 66 69 10
info@agroland.eu

Canada / USA

GARDENA Canada Ltd.
100 Summerlea Road
Brampton, Ontario L6T 4X3
Phone: (+1) 905 792 93 30
info@gardenacanada.com

Chile

Maquinarias Agroforestales
Ltda. (Maga Ltda.)
Santiago, Chile
Avda. Chesterton
8355 comuna Las Condes
Phone: (+56) 2 202 4417
Dalton@maga.cl
Zipcode: 7560330

China

Husqvarna (Shanghai)
Management Co., Ltd.
富世华 (上海) 管理有限公司
3F, Benq Square B,
No207, Song Hong Rd.,
Chang Ning District,
Shanghai, PRC. 200335
上海市长宁区淞虹路207号明
基广场B座3楼, 邮编: 200335

Colombia

Husqvarna Colombia S.A.
Calle 18 No. 68 D-31, zona
Industrial de Montevideo
Bogotá, Cundinamarca
Tel. 571 2922700 ext. 105
jairo.salazar@
husqvarna.com.co

Costa Rica

Compania Exim
Euroberoamericana S.A.
Los Colegios, Moravia,
200 metros al Sur del Colegio
Saint Francis – San José
Phone: (+506) 297 68 83
exim_euro@racsa.co.cr

Croatia

Husqvarna Austria GmbH
Industriezeile 36
4010 Linz
Tel.: (+43) 732 77 01 01-485
service.gardena@
husqvarnagroup.com

Cyprus

Med Marketing
17 Digeni Akrita Ave
P.O. Box 27017
1641 Nicosia
Czech Republic
Husqvarna Česko s.r.o.
Türkova 2319/5b
149 00 Praha 4 – Chodov
Bezplatná infolinka:
800 100 425
servis@cz.husqvarna.com

Denmark

GARDENA DANMARK
Lejrvej 19, st.
3500 Værløse
Tlf.: (+45) 70 26 47 70
husqvarna@husqvarna.dk
www.gardena.com/dk

Dominican Republic

BOSQUESA, S.R.L
Carretera Santiago Licey
Km. 5 ½
Esquina Copal II.
Santiago
Dominican Republic
Phone: (+809) 736-0333
joserbosquesa@claro.net.do

Ecuador

Husqvarna Ecuador S.A.
Arupos E1-181 y 10 de
Agosto Quito, Pichincha
Tel. (+593) 22800739
francisco.jacome@
husqvarna.com.ec

Estonia

Husqvarna Eesti OÜ
Valdeku 132
EE-11216 Tallinn
info@gardena.ee

Finland

Oy Husqvarna Ab
Gardena Division
Lautatarhankatu 8 B/PL 3
00581 HELSINKI
www.gardena.fi

France

Husqvarna France
9/11 Allée des pierres mayettes
92635 Gennevilliers Cedex
France
http://www.gardena.com/fr
N° AZUR: 0 810 00 78 23
(Prix d'un appel local)

Georgia

Transporter LLC
8/57 Beliashvili street
0159 Tbilisi, Georgia
Phone: (+995) 322 14 71 71

Great Britain

Husqvarna UK Ltd
Preston Road
Aycliffe Industrial Park
Newton Aycliffe
County Durham
DL5 6UP
info.gardena@
husqvarna.co.uk

Greece

Π. ΠΑΠΑΔΟΠΟΥΛΟΣ ΑΕΒΕ
Λεωφ. Αθηνών 92
Αθήνα
T.K.104 42
Ελλάδα
Τηλ. (+30) 210 51 93 100
info@papadopoulos.com.gr

Hungary

Husqvarna Magyarország Kft.
Ezred u. 1-3
1044 Budapest
Telefon: (+36) 1 251-4161
vevoszolgalat.husqvarna@
husqvarna.hu

Iceland

Ó. Johnson & Kaaber
Tunguhalsi 1
110 Reykjavik
ooj@ojk.is

Ireland

Husqvarna UK Ltd
Preston Road
Aycliffe Industrial Park
Newton Aycliffe
County Durham
DL5 6UP
info.gardena@
husqvarna.co.uk

Italy

Husqvarna Italia S.p.A.
Via Santa Vecchia 15
23868 VALMADRERA (LC)
Phone: (+39) 0341.203.111
assistenza.italia@
it.husqvarna.com

Japan

KAKUICHI Co. Ltd.
Sumitomo Realty &
Development Kojimachi
BLDG., 8F
5-1 Nibannco
Chiyoda-ku
Tokyo 102-0084
Phone: (+81) 33 264 4721
m_ishihara@kaku-ichi.co.jp

Kazakhstan

LAMED Ltd.
155/1, Tazhibayevoi Str.
050060 Almaty
IP Schmidt
Abayavenue 3B
110 005 Kostanay

Korea

Kyung Jin Trading CO.,LTD.
107-4, SunDuk Bld.,
YangJae-dong,
Seocho-gu,
Seoul, (zipcode: 137-891)
Phone: (+82) (0)2 574-6300

Kyrgyzstan

Alye Maki
av. Moladaya Guardir J 3
720014
Bishkek

Latvia

Husqvarna Latvija SIA
Ulbrokas 19A
LV-1021 Rīga
info@gardena.lv

Lithuania

UAB Husqvarna Lietuva
Ateities pl. 77C
LT-52104 Kaunas
info@gardena.lt

Luxembourg

Magasins Jules Neuberger
39, rue Jacques Stas
Luxembourg-Gasperich 2549
Case Postale No. 12
Luxembourg 2010
Phone: (+352) 40 14 01
api@neuberger.lu

Mexico

AFOSA
Av. Lopez Mateos Sur # 5019
Col. La Calma 45070
Zapopan, Jalisco
Mexico
Phone: (+52) 33 3818-3434
icornejo@afosa.com.mx

Moldova

Convel S.R.L.
290A Muncesti Str.
2002 Chisinau

Netherlands

Husqvarna Nederland B.V.
GARDENA Division
Postbus 50131
1305 AC ALMERE
Phone: (+31) 36 521 00 10
info@gardena.nl

Neth. Antilles

Jonka Enterprises N.V.
Sta. Rosa Weg 196
P.O. Box 8200
Curaçao
Phone: (+599) 9 767 66 55
pgm@jonka.com

New Zealand

Husqvarna New Zealand Ltd.
PO Box 76-437
Manukau City 2241
Phone: (+64) (0) 9 9202410
support.nz@husqvarna.co.nz

Norway

Husqvarna Norge AS
Gardena Division
Trøskenveien 36
1708 Sarpsborg
info@gardena.no

Peru

Husqvarna Perú S.A.
Jr. Ramón Cárcamo 710
Lima 1
Tel: (+51) 1 3320400 ext. 416
juan.remuzgo@
husqvarna.com

Poland

Husqvarna
Poland Spółka z o.o.
ul. Wysockiego 15 b
03-371 Warszawa
Phone: (+48) 22 330 96 00
gardena@husqvarna.com.pl

Portugal

Husqvarna Portugal, SA
Lagoa - Albarraque
2635 - 595 Rio de Mouro
Tel.: (+351) 21 922 85 30
Fax : (+351) 21 922 85 36
info@gardena.pt

Romania

Madex International Srl
Soseaua Odaii 117-123,
RO 013603 București, S1
Phone: (+40) 21 352.76.03
madex@ines.ro

Russia / Россия

ООО „Хускварна“
141400, Московская обл.,
г. Химки,
улица Ленинградская,
владение 39, стр.6
Бизнес Центр
„Химки Бизнес Парк“,
помещение ОВ02_04
http://www.gardena.ru

Serbia

Domel d.o.o.
Autoput za Novi Sad bb
11 273 Belgrade
Phone: (+381) 1 18 48 88 12
miroslav.jejina@domel.rs

Singapore

Hy-Ray PRIVATE LIMITED
40 Jalan Pemimpin
#02-08 Tat Ann Building
Singapore 577185
Phone: (+65) 6253 2277
shiyiing@hyray.com.sg

Slovak Republic

Husqvarna Česko s.r.o.
Türkova 2319/5b
149 00 Praha 4 – Chodov
Bezplatná infolinka:
800 154 044
servis@sk.husqvarna.com

Slovenia

Husqvarna Austria GmbH
Industriezeile 36
4010 Linz
Tel.: (+43) 732 77 01 01-485
service.gardena@
husqvarnagroup.com

South Africa

Husqvarna
South Africa (Pty) Ltd
Postnet Suite 250
Private Bag X6,
Cascades, 3202
South Africa
Phone: (+27) 33 846 9700
info@gardena.co.za

Spain

Husqvarna España S.A.
Calle de Rivas nº 10
28052 Madrid
Phone: (+34) 91 708 05 00
atencioncliente@gardena.es

Suriname

Agrofix n.v.
Verlengde Hogestraat #22
Phone: (+597) 472426
agrofix@sr.net
Pobox : 2006
Paramaribo
Suriname – South America

Sweden

Husqvarna AB
Gardena Division
S-561 82 Husqvarna
Gardenaorder@husqvarna.se

Switzerland / Schweiz

Husqvarna Schweiz AG
Consumer Products
Industriestrasse 10
5506 Mägenwil
Phone: (+41) (0) 62 887 37 90
info@gardena.ch

Turkey

Dost Bahçe Diş Ticaret
Mümesillik A.Ş
Yunus Mah. Adil Sok. No:3
Ic Kapi No: 1 Kartal
34873 Istanbul
Phone: (+90) 216 38 93 939
info@dostbahce.com.tr

Ukraine / Україна

ТОВ «Хускварна Україна»
вул. Васильківська, 34,
офіс 204-г
03022, м. Київ
Тел. (+38) 044 498 39 02
info@gardena.ua

Uruguay

FELI SA
Entre Rios 1083 CP 11800
Montevideo – Uruguay
Tel: (+598) 22 03 18 44
info@felisa.com.uy

Venezuela

Corporación Casa y Jardín C.A.
Av. Caroní, Edif. Trezmen, PB.
Colinas de Bello Monte.
1050 Caracas.
Tlf: (+58) 212 992 33 22
info@casayjardin.net.ve

1768-20.960.01/0919

© GARDENA
Manufacturing GmbH
D-89070 Ulm
http://www.gardena.com