

**SLAGKLIPPARE  
VARSTALEIKKURI  
SLAGKLIPPARE  
RASENMÄHER  
FLAIL MOWER**

**Instruktion  
Käyttöohjeet  
Instruksjon  
Bedienungsanleitung  
Instructions**

**966 79 65-01**



Rev. 1.05

**T-60367**


114 35 38-38

**MADE IN FINLAND  
BY KOVA**

# SVENSKA



## SÄKERHETSFÖRESKRIFTER



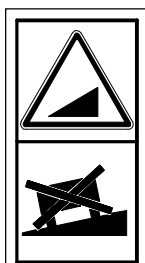
Studera och förstå bruksanvisningen före användning.



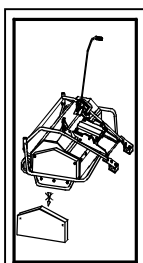
Håll händer borta från roterande delar.



Håll fötterna på ett säkert avstånd från maskinen.



Arbeta aldrig i en sluttning som lutar mer än 10°.



Använd aldrig maskinen med bristfälliga skydd eller utan att säkerhetsanordningarna finns på plats.



Vistas ej inom maskinens arbetsområde. Kontrollera att den grästa som skall bearbetas är fri från stena, kvistar och annat skräp. Sådana föremål kan kastas ut ur maskinen och förorsaka person- eller maskinskador. Undvik att köra över grusgångar etc.



Stäng av motorn innan underhåll, rengöring eller reparation.


**SÄKERHETSFÖRESKRIFTER**

1. Läs igenom instruktionsboken (också för basmaskin) noggrant. Lär alla reglage så att du kan stoppa maskinen snabbt.
2. Dessa föreskrifter skall noggrant genomläsas av var och en som kör maskinen.
3. Upplys alla som ämnar använda klipparen, vilka risker den för med sig och hur man undviker olyckor.
4. Låt aldrig barn köra maskinen, ej heller vistas i närheten.
5. Håll barn och djur borta från arbetsområdet. Stanna motorn då de är i närheten.
6. Ta aldrig passagerare.

## SUOMI



## TURVALLISUUSOHJEITA



Lue ohjekirjaa kunnes ymmärrät siinä olevat ohjeet.



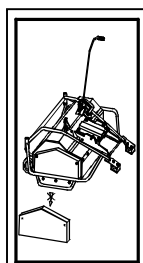
Pidä kädet etäällä pyörivistä osista.



Pidä jalat riittävän etäällä koneesta.



Älä työskentele koneella, jos maaston kaltevuus on suurempi kuin 10 °.



Ennen koneen käyttöä tarkista, että kaikki koneeseen kuuluvat suojat ovat asianmukaisesti paikoillaan.



Pidä riittävä suojaetäisyys koneeseen. Varmista, että nurmikolla ei ole kiviä, oksia tai muuta roskaa. Kone saattaa singota tällaiset esineet suurella nopeudella ja aiheuttaa vammoja tai laitevaurioita. Vältä ajamasta sorakäytävien yms. yli.



Sammuta moottori ennen puhdistus-, korjaus- tai huoltotyötä.


**TURVALLISUUSOHJEITA**

1. Lue ohjekirja (myös peruskone) tarkasti kokonaan ennen kuin käytät laitetta. Opettele tuntemaan kaikki hallintalaitteet, jotta osaat pysäyttää koneen nopeasti.
2. Jokaisen konetta käyttävän henkilön tulee perehtyä näihin ohjeisiin tarkasti.
3. Kerro jokaiselle, joka aikoo käyttää konetta, mitkä vaarat siitä voivat aiheutua ja miten tapaturmat voidaan välttää.
4. Älä koskaan anna lasten käyttää konetta tai oleskella sen lähistöllä.
5. Pidä lapset ja eläimet poissa työalueelta. PYSÄYTÄ MOOTTORI, kun he ovat leikkurin läheisyydessä.
6. Älä koskaan ota matkustajia.

## NORSK



## SIKKERHETSFORSKRIFTER



Studer og forstå  
bruksanvisningen før bruk.



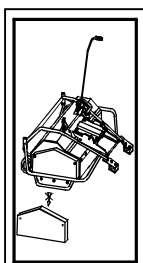
Hold hender borte fra roterende  
deler.



Hold føttene på sikker avstand  
fra maskinen.



Kjør ikke maskinen i mer enn  
10 ° helning.



Maskinen må aldri brukes med  
mangelfull avskjerming eller  
uten at sikkerhetsinnretningene  
er på plass.



Du må ikke ferdes innenfor maskinens  
arbeidsområde. Kontrollér at underlaget som  
skal bearbeides er fri for stener, kviser og  
annet. Slikt vil kunne kastes ut fra maskinen og  
føre til skade på person og maskin. Unngå  
å kjøre over grusganger etc.



Stopp motoren får du rengjør,  
reparerer eller utfører  
vedlikehold.


**SIKKERHETSFORSKRIFTER**

1. Les instruksjonsboken nøye. Lær maskinen og alle betjeningsorganene å kjenne slik at du kan stoppe den raskt.
2. La aldri barn få kjøre maskinen. La aldri noen kjøre den uten ordentlig instruksjon.
3. Påse at det ikke er mennesker eller dyr i området hvor maskinen skal brukes.
4. Påse at det ikke finnes løse gjenstander på rydnings området.
5. La ikke barn eller andre personer være passasjerer på maskinen.

# DEUTSCH



## SICHERHEITSVORSCHRIFTE



Vor Anwendung  
Gebrauchsanweisung genau  
durchlesen.



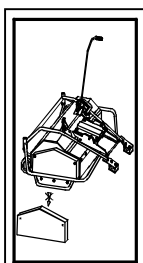
Stets einen Sicherheitsabstand  
von rotierenden Teilen  
einhalten.



Nicht zu nah an das Gerät  
herangehen.



Bearbeiten Sie niemals  
einen Abhang mit einer  
Steigung von mehr als 10°  
abwärtsfahrend.



Die Maschine niemals mit  
defekten Schutzvorrichtungen  
oder fehlenden  
Sicherheitsanordnungen  
benutzen.



Den Arbeitsbereich des Geräts nicht betreten.  
Die Rasenfläche, die bearbeitet werden soll  
muß frei von Steinen, Zweigen und dergleichen  
sein, die hochgeschleudert werden und  
Verletzungen verursachen können. Nicht über  
Kieswegu u. dgl. fahren.



Vor Wartung oder Reparatur,  
Motor abstellen.




**SICHERHEITSVORSCHRIFTEN**

1. Lesen Sie diese Anleitung sorgfältig durch. Lernen Sie alle Schaltungen genau kennen, so dass Sie die Maschine schnell anhalten können.
2. Lassen Sie nie Kinder die Maschine fahren und sich auch nicht in der Nähe der Maschine aufhalten.
3. Kontrollieren Sie, dass in dem Gebiet, wo die Maschine angewendet werden soll, keine fremden, losen Gegenstände herumliegen.
4. Halten Sie Hände und Füße von rotierenden Teilen fern.
5. Niemals Kindern oder anderen Personen erlauben, auf die Maschine mitzufahren.
6. Im Arbeitsbereich sollten sich außer dem Fahrer keine anderen Personen befinden, besonders keine Kinder und auch keine Tiere.

# ENGLISH



## SAFETY REGULATIONS



Read and understand the Operating Instruction before use.



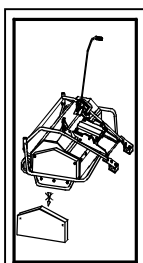
Keep your hands away from rotating parts.



Keep your feet a safe distance from the machine.



Never use the machine if downwards on slopes with an incline is greater than 10 degrees.



Never use the machine with defective guards or when safety equipment is not fitted.



Do not stand in the machine's work area. Make sure there are no stones, twigs and other rubbish on the lawn. This type of object can be thrown by the machine and cause personal injury or damage to the machine. Avoid driving over gravel paths, etc.



Shut off engine before performing maintenance or repair work.


**SAFETY REGULATIONS**

1. Read the owner's instruction manual carefully.
2. Be thoroughly familiar with the controls and proper use of the equipment. Know how to stop the unit and disengage the controls quickly.
3. Never allow children to operate equipment. Never allow adults to operate equipment without proper instruction.
4. Keep the area of operation clear of all persons, especially small children and pets.
5. Exercise caution to avoid slipping or falling, especially when operating in reverse.
6. Thoroughly inspect the area where the equipment is to be used and remove all door mats, sleds, boards, wires and other foreign objects.
7. Never take passengers.

## FRENCH



### CONSIGNES DE SÉCURITÉ



Étudier et comprendre le manuel d'utilisation avant d'utiliser la machine.



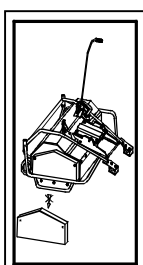
Maintenir les mains loin des composants en rotation.



Maintenir les pieds à une distance de toute sécurité de la machine.



Ne jamais travailler sur des terrains dont l'inclinaison est supérieure à 10°.



Ne jamais utiliser la machine avec des protections défectueuses ou un dispositif de sécurité est absent.



Ne pas se tenir dans la zone de travail de la machine. Contrôler que la surface herbeuse qui doit être traitée ne comporte ni pierres, branches ou tout autre débris. Ces objets pourraient être projetés par la machine et causer des blessures aux personnes et endommager la machine. Éviter de passer sur des allées de gravillons, etc.

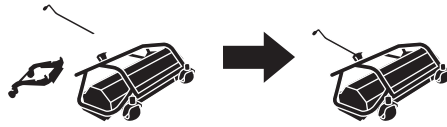


Couper le moteur avant d'effectuer des mesures de maintenance, de nettoyage et des réparations.


**CONSIGNES DE SÉCURITÉ**

1. Lire attentivement le manuel d'instructions (aussi celui de la machine de base). Apprendre toutes les commandes afin de pouvoir arrêter la machine rapidement.
2. Toutes les personnes utilisant la machine doivent lire attentivement ces consignes.
3. Informer toutes les personnes qui vont utiliser la machine des risques inhérents et de la manière dont on évite les accidents.
4. Ne jamais laisser des enfants utiliser la machine ou se trouver à proximité de la machine.
5. Maintenir les enfants et les animaux loin de la zone de travail. Arrêter le moteur si des enfants ou des animaux sont à proximité.
6. Ne jamais prendre de passagers.


16




17




20



22



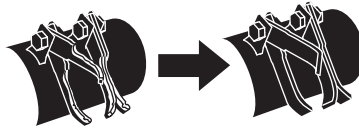
23




25




26

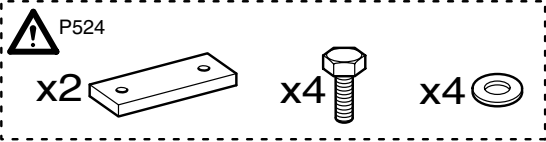
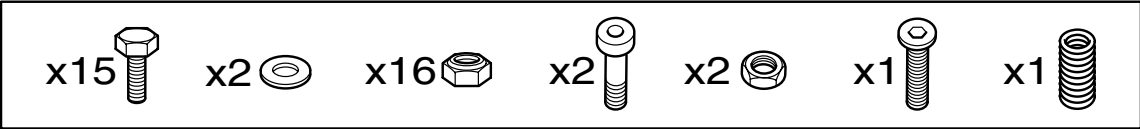
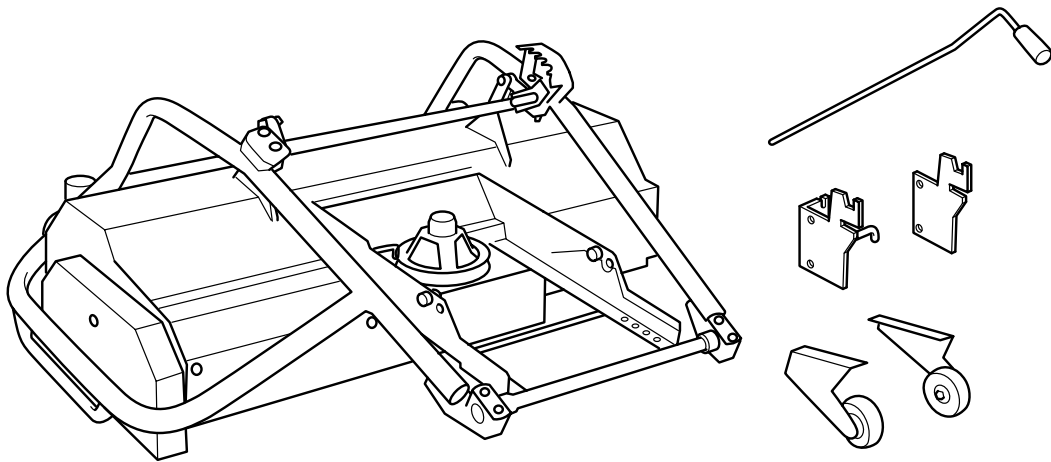


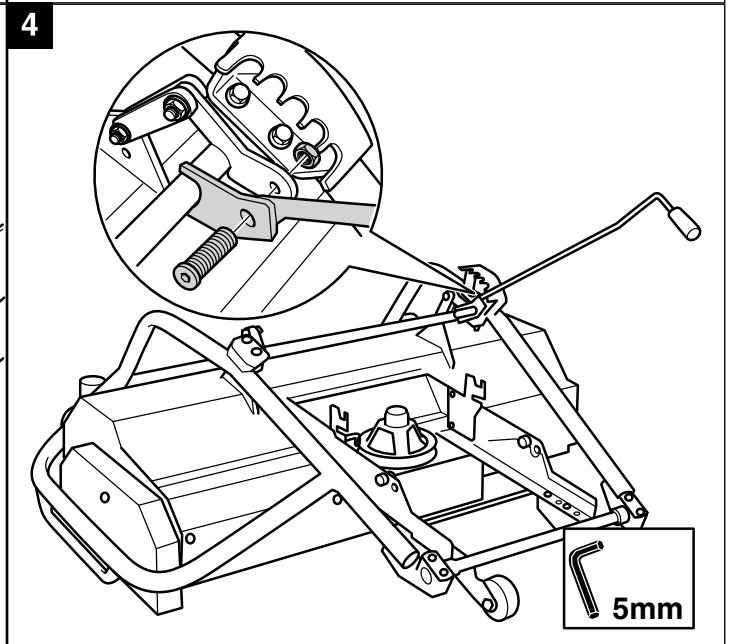
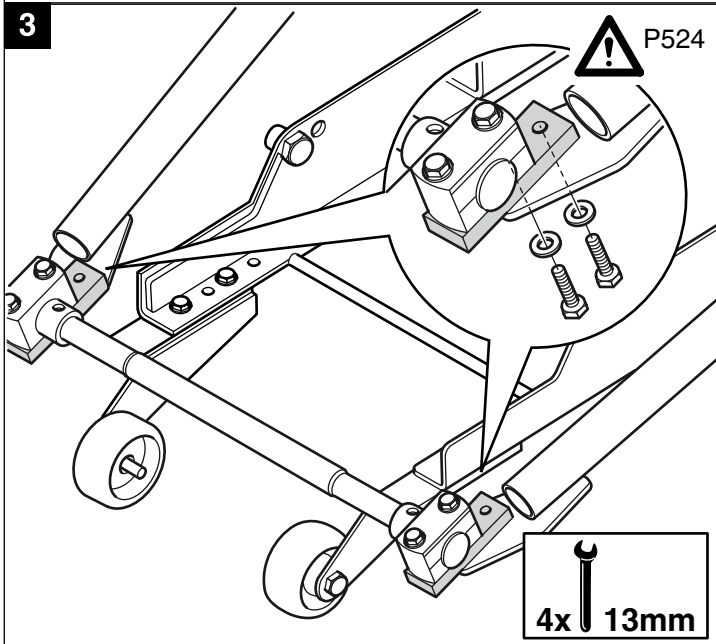
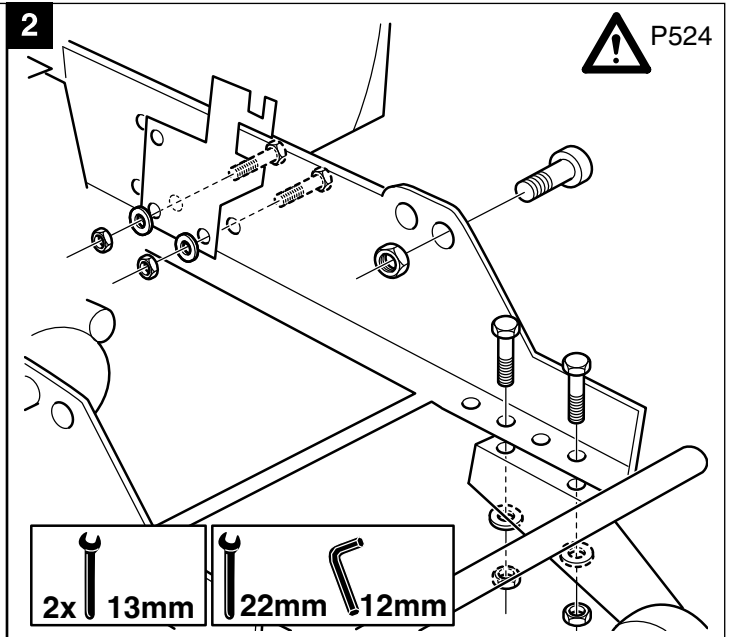
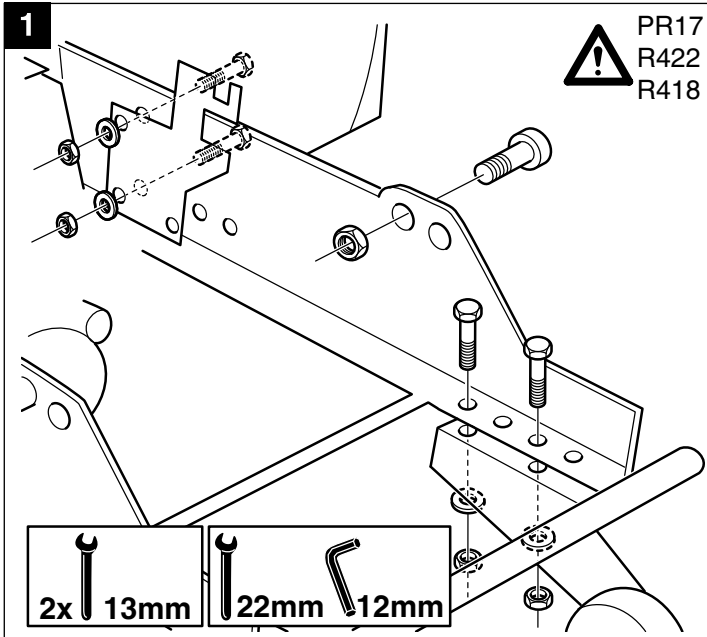
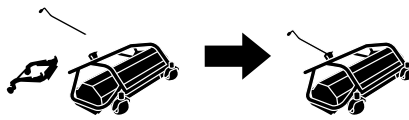
27



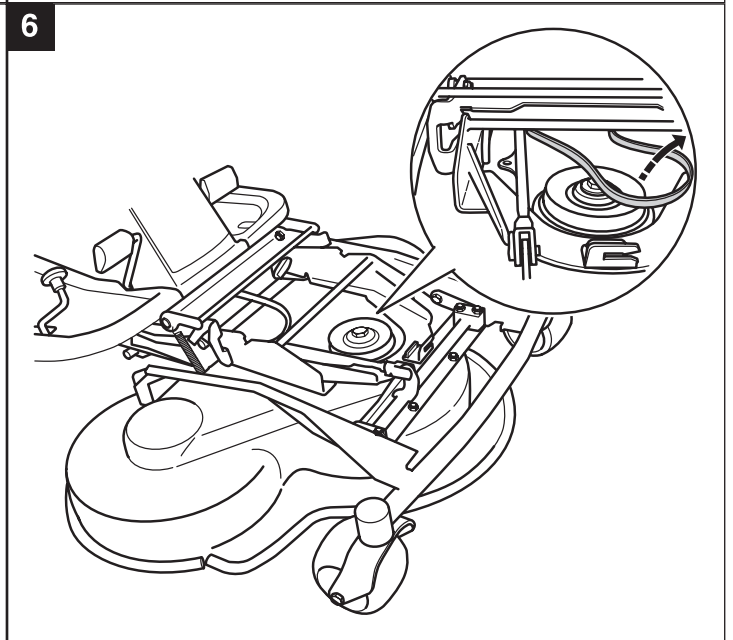
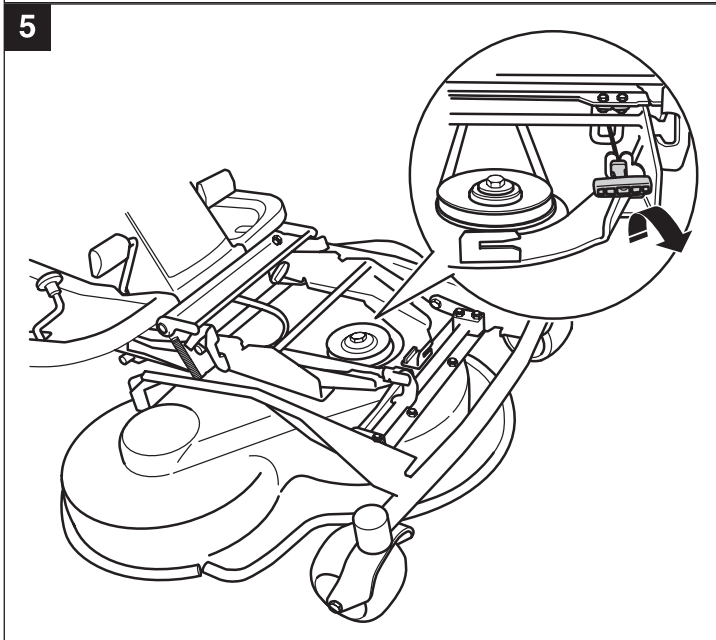
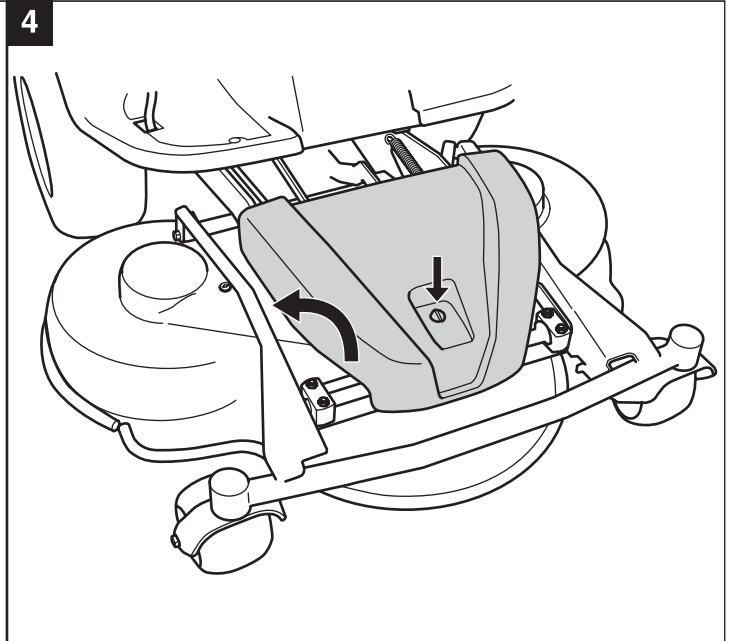
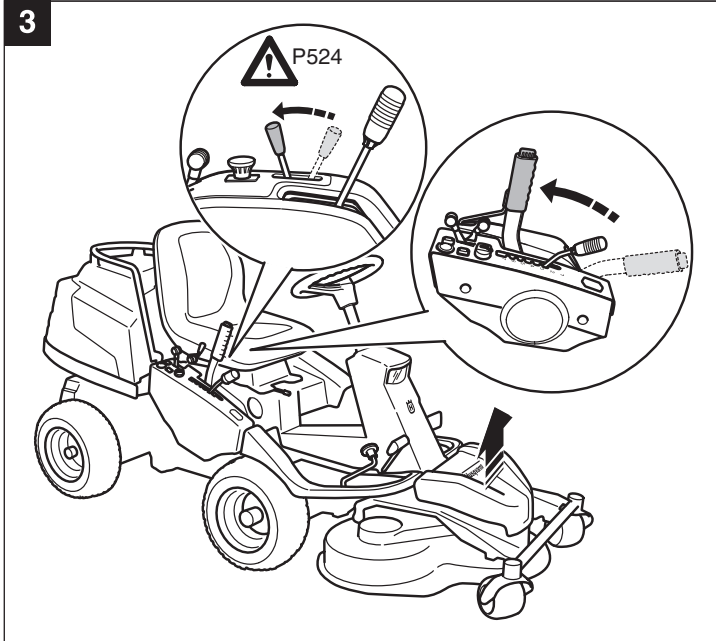
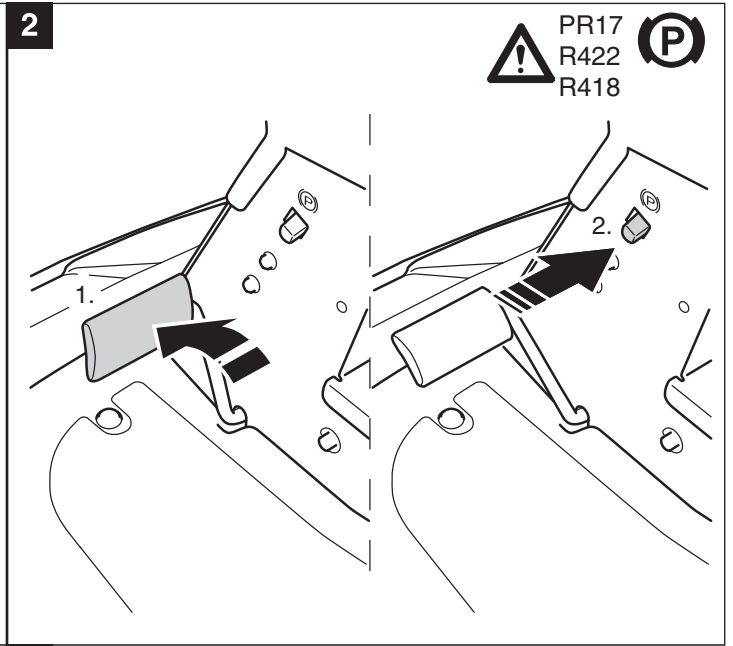
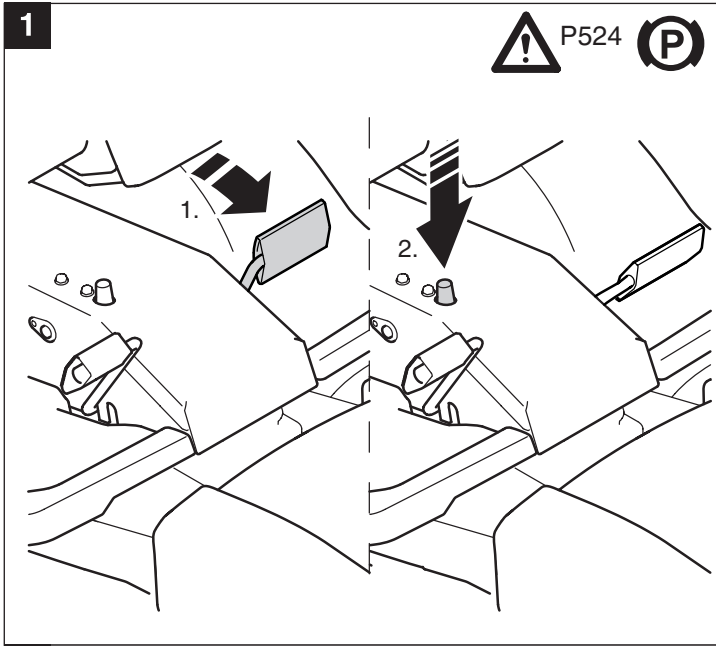

28

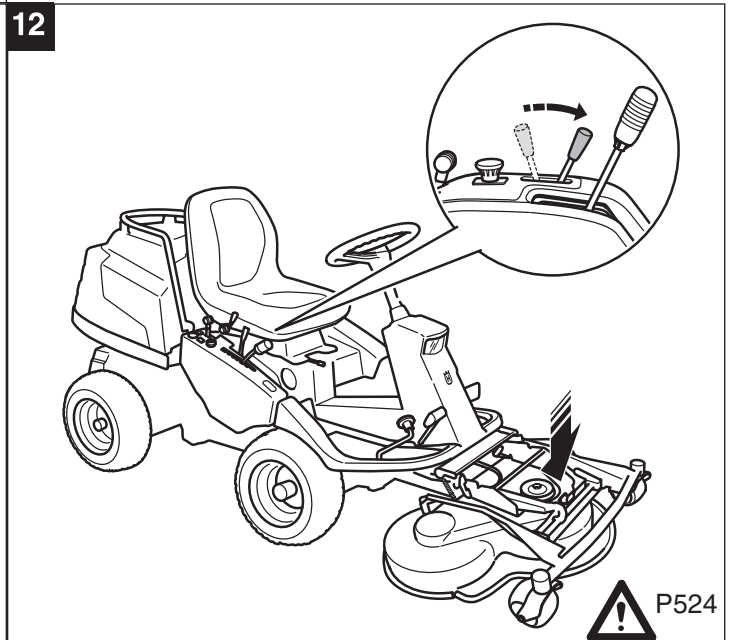
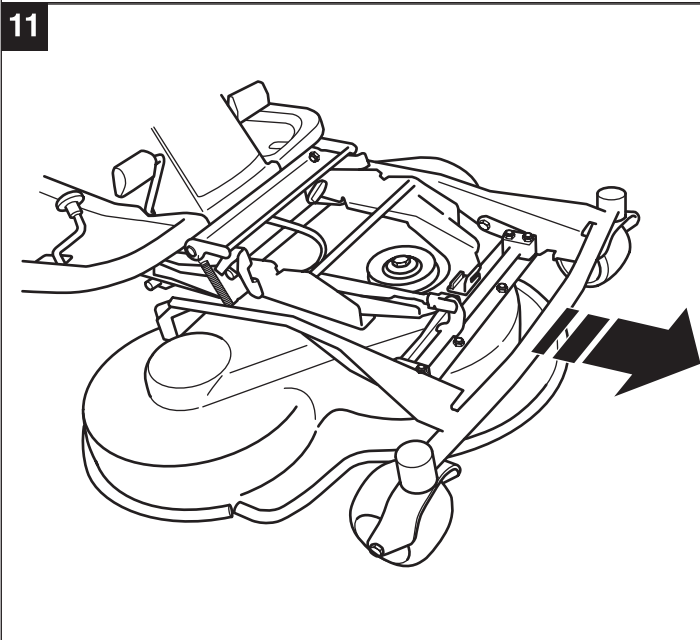
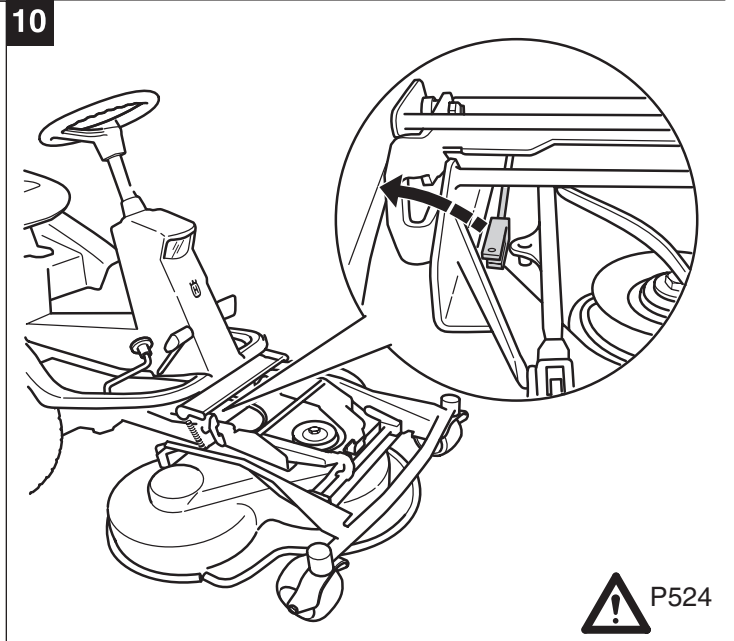
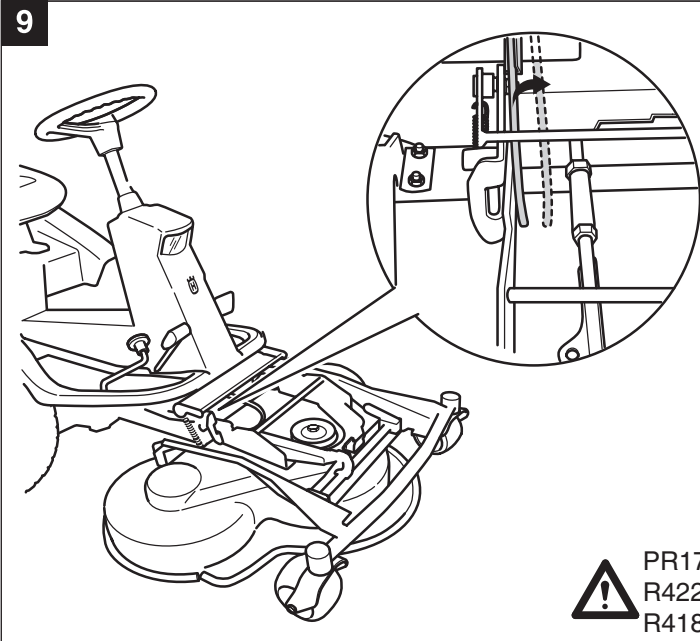
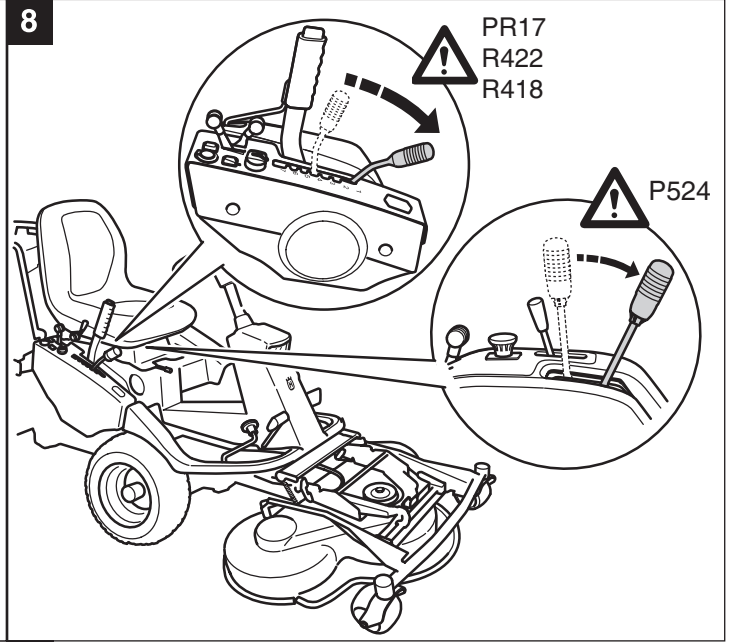
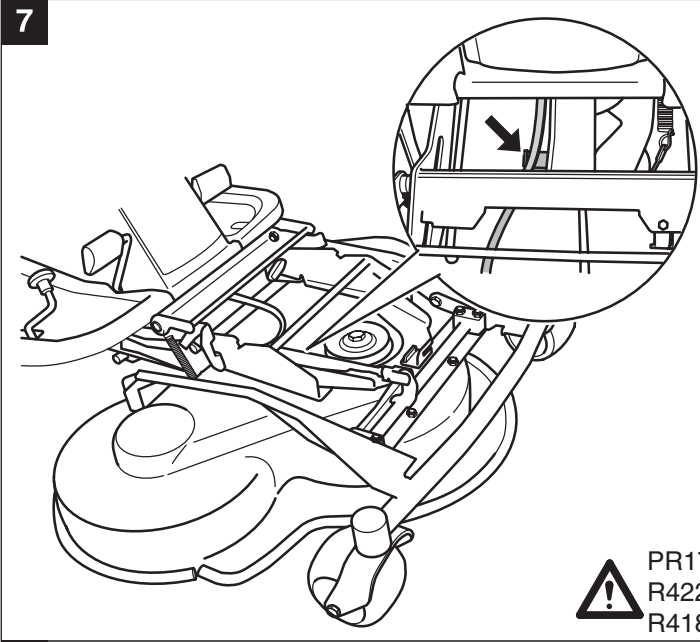




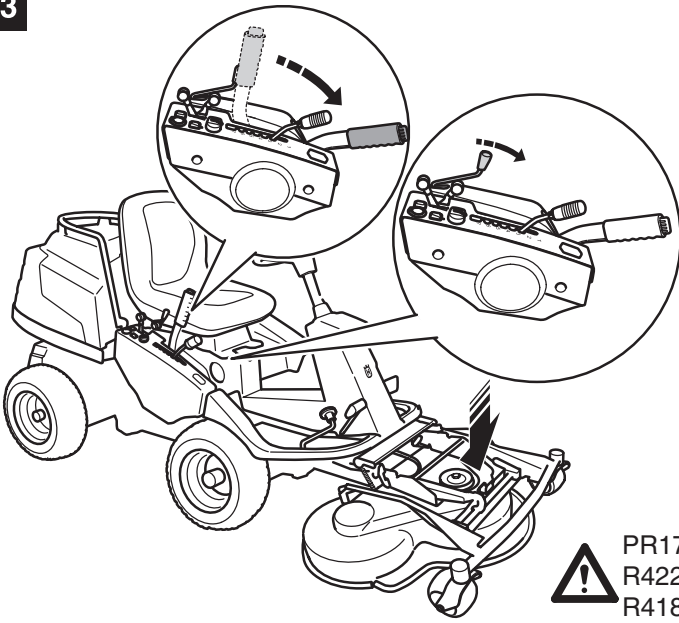




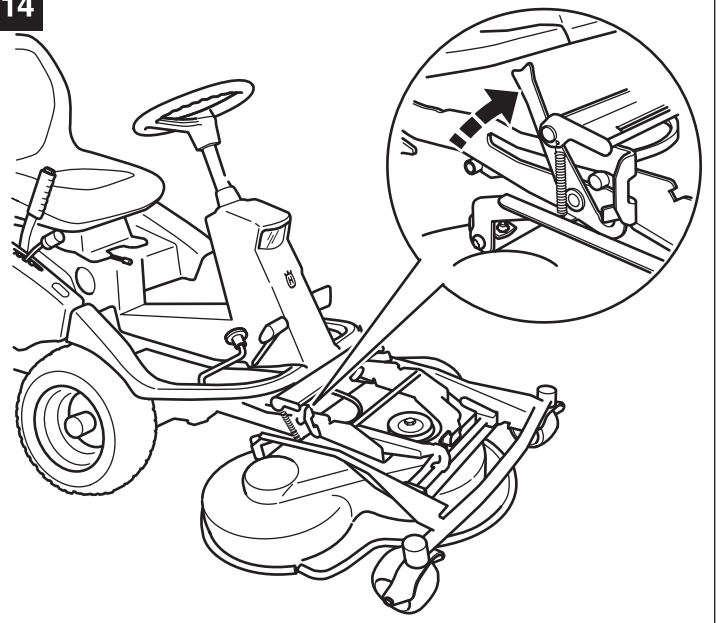




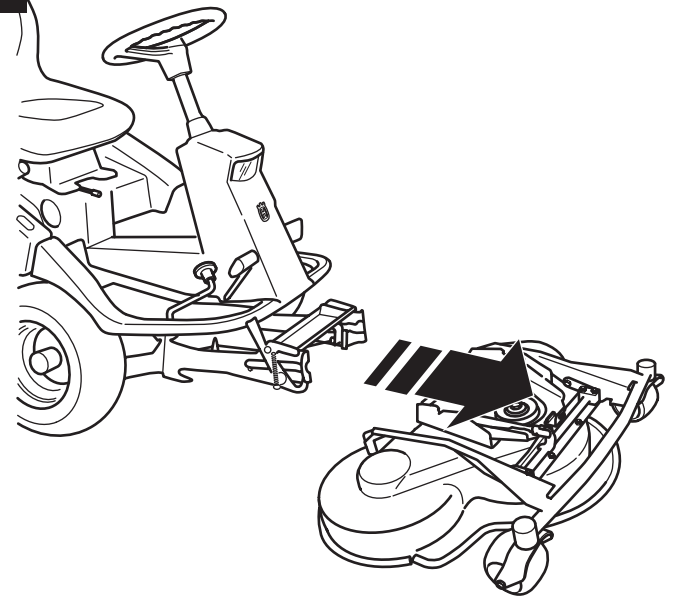
13

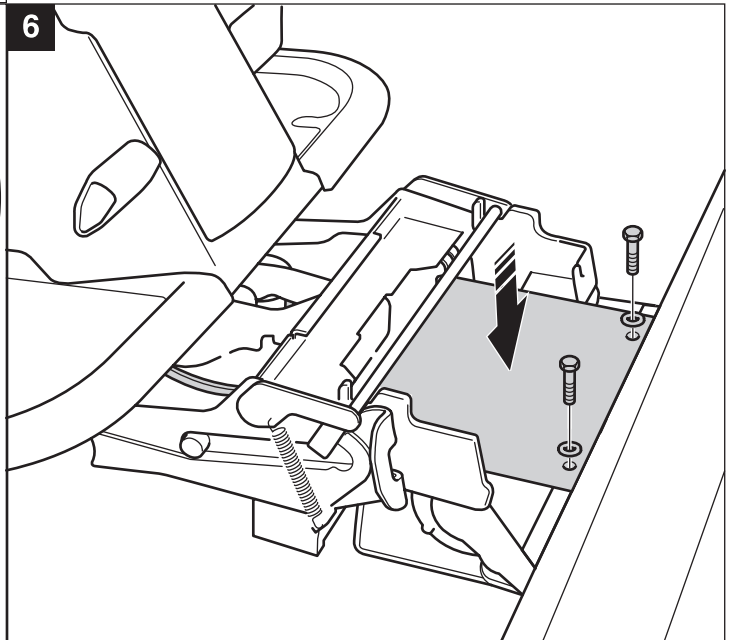
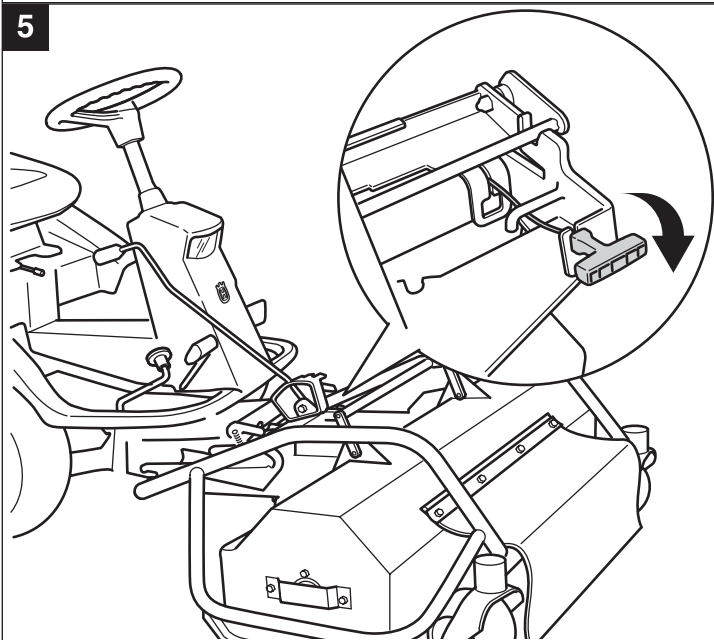
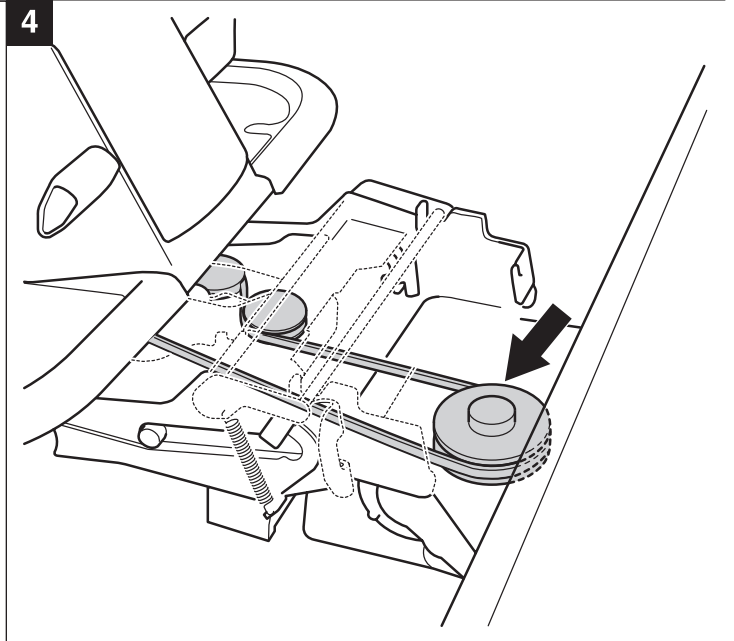
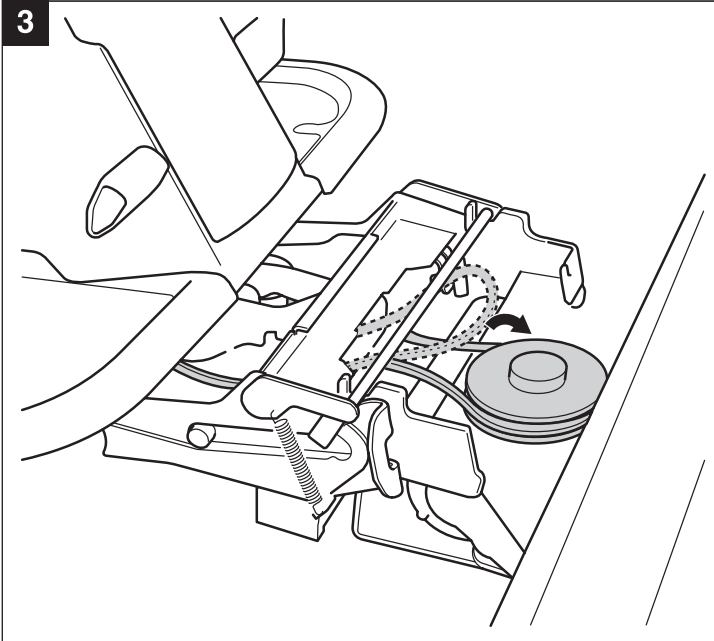
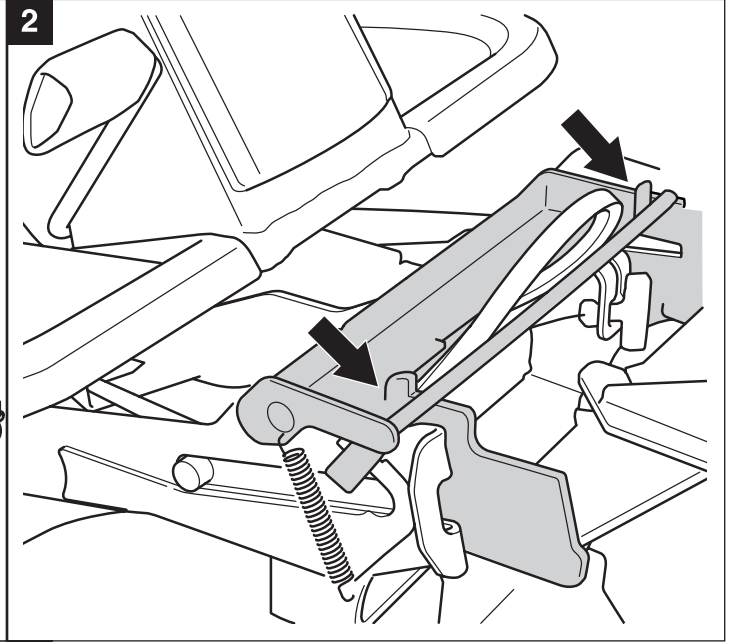
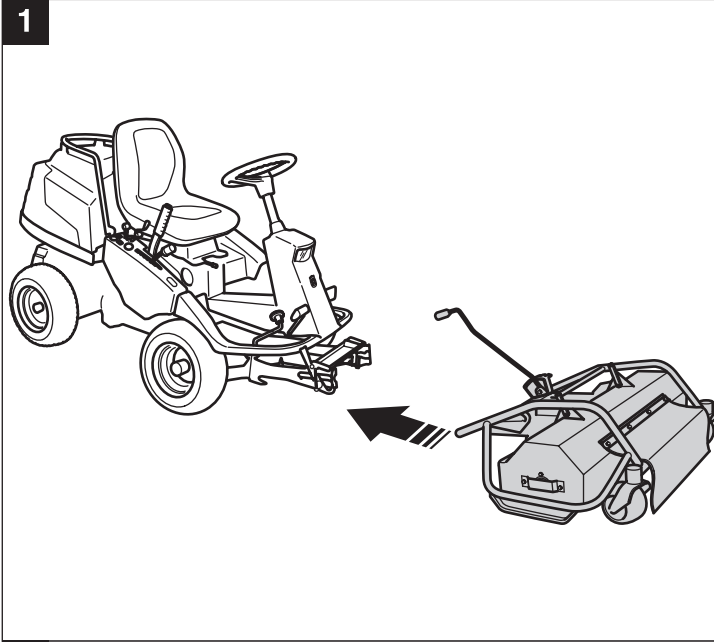



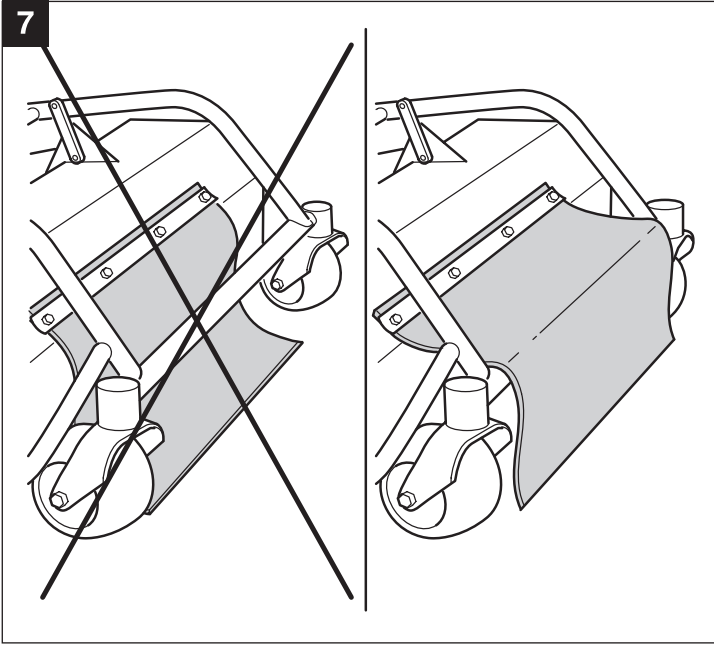
14

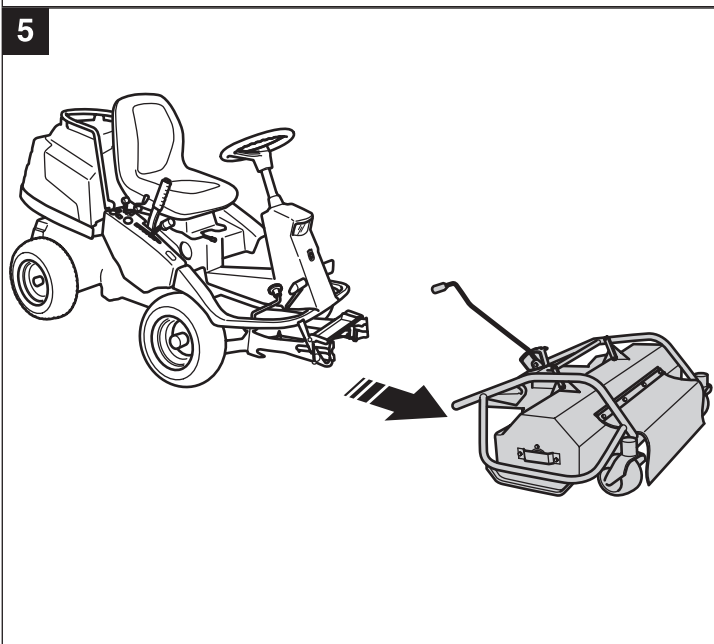
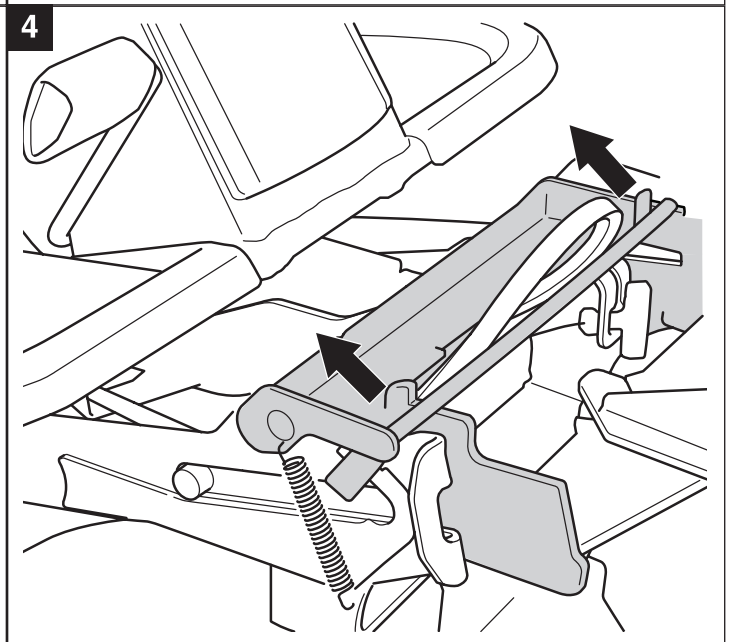
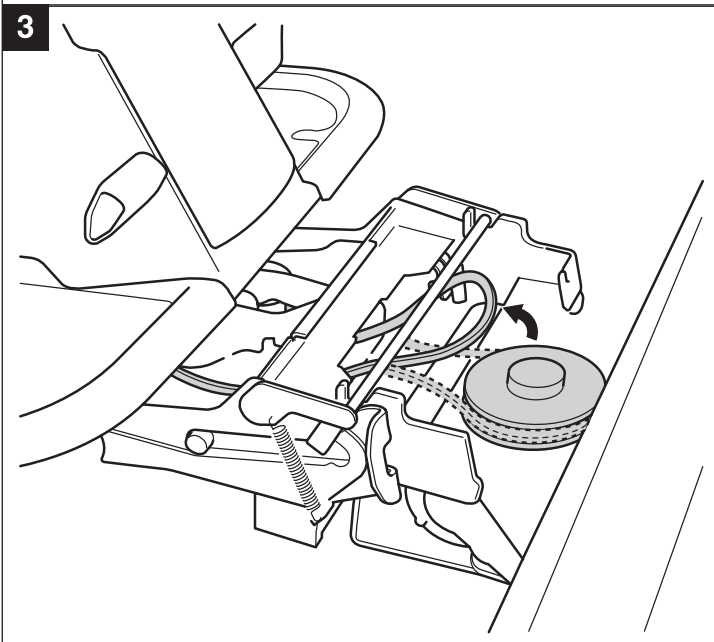
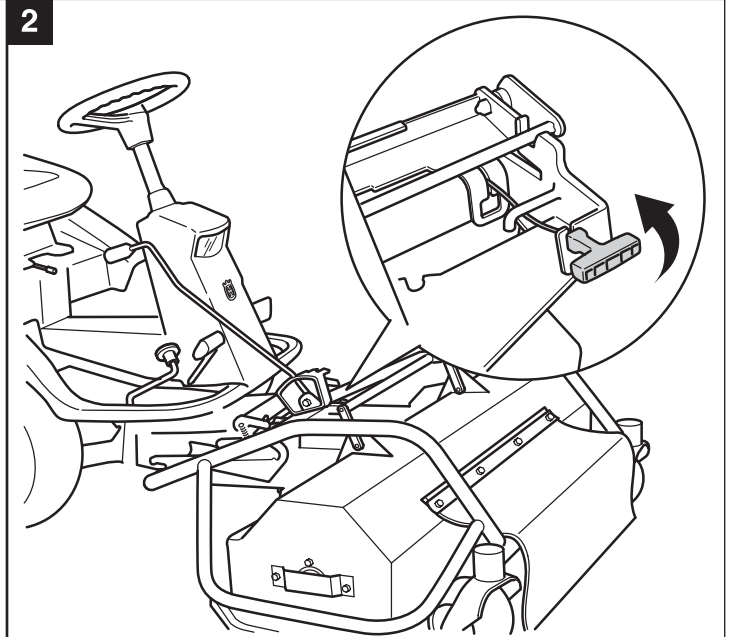
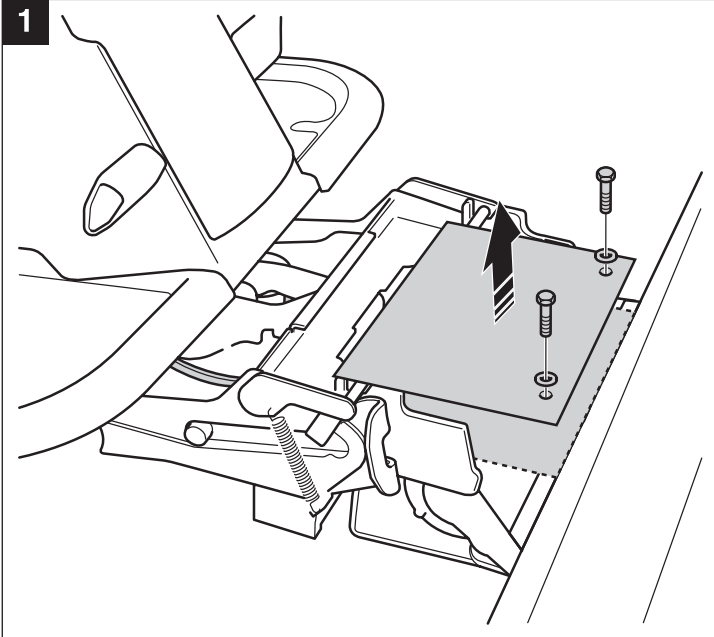



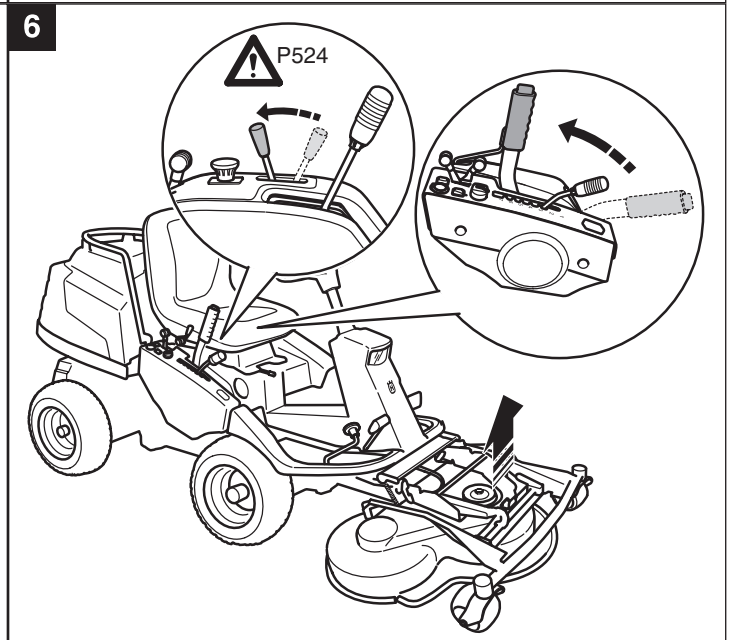
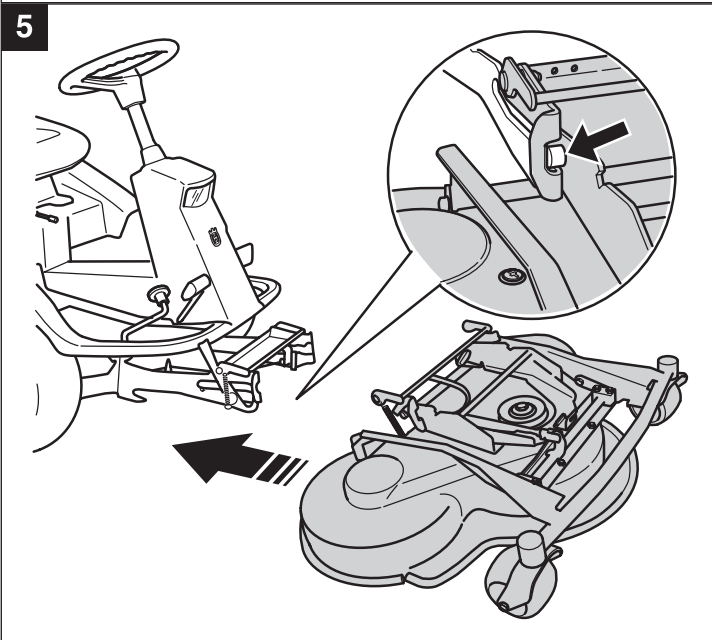
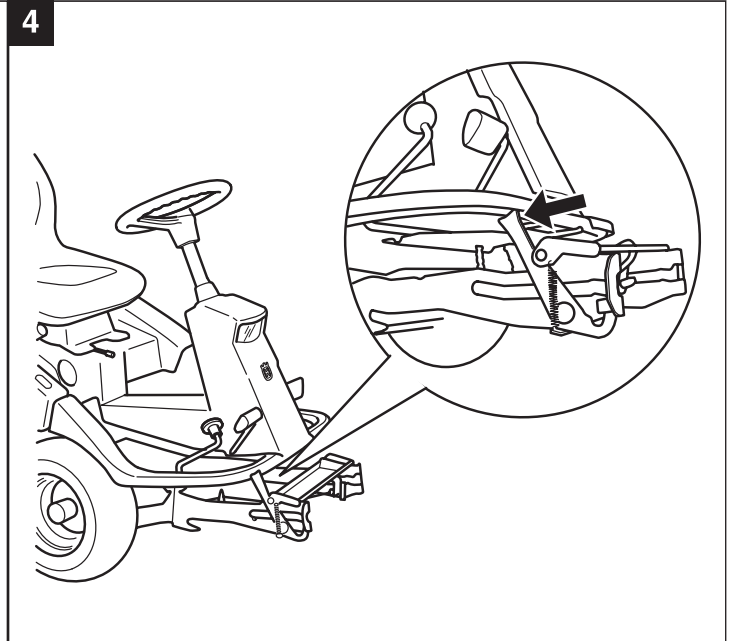
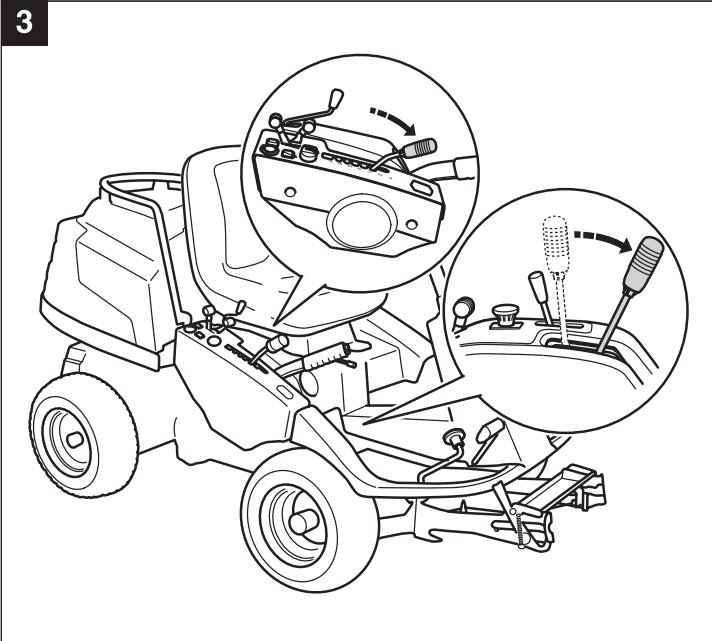
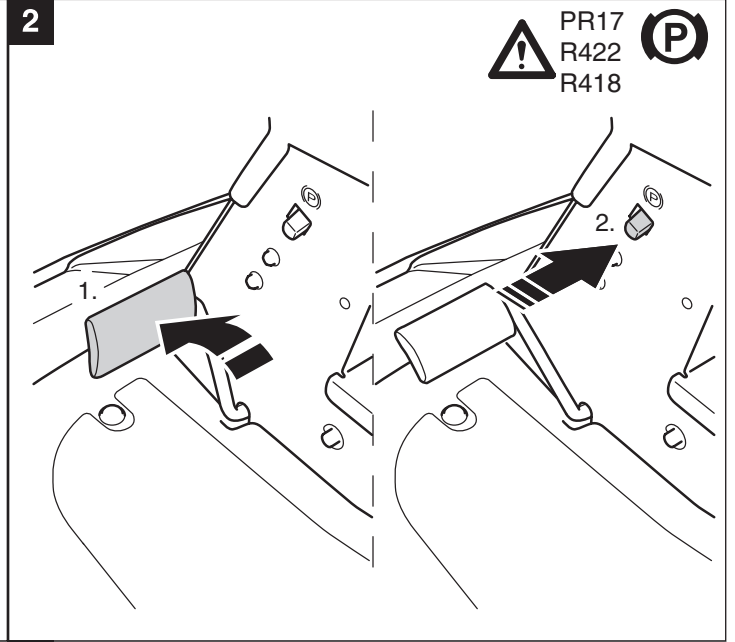
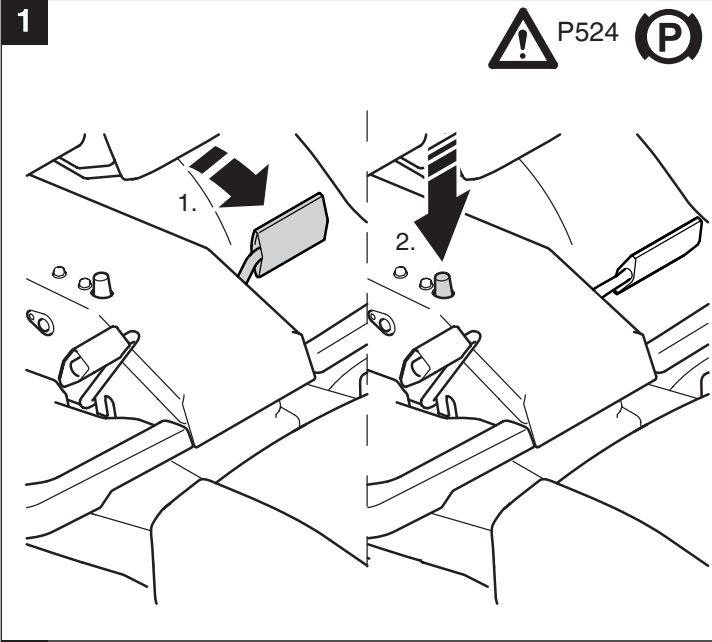
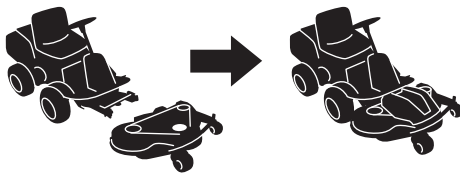
15

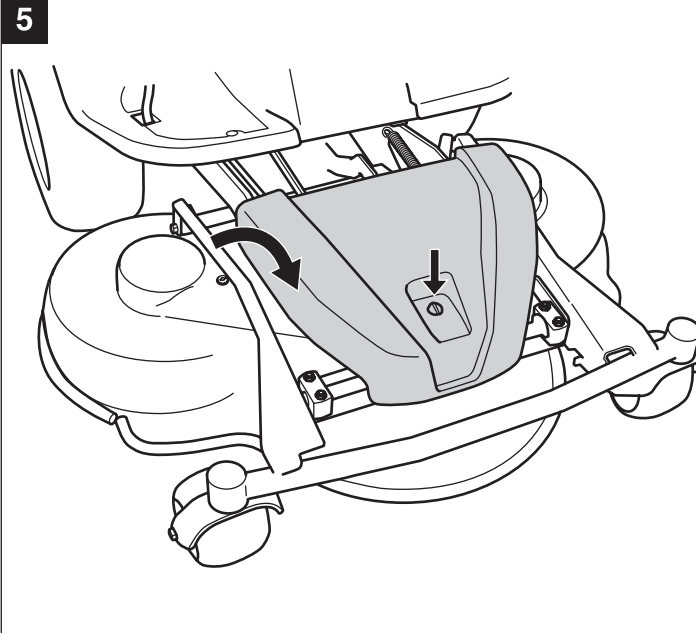
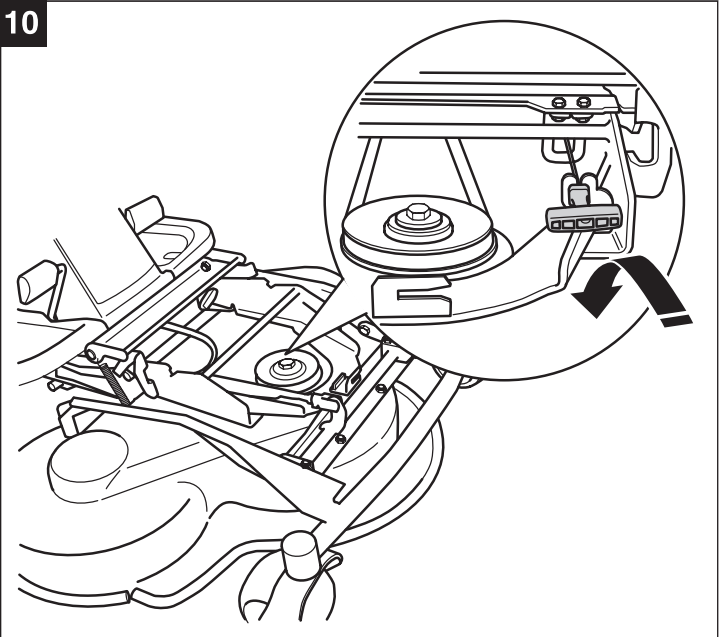
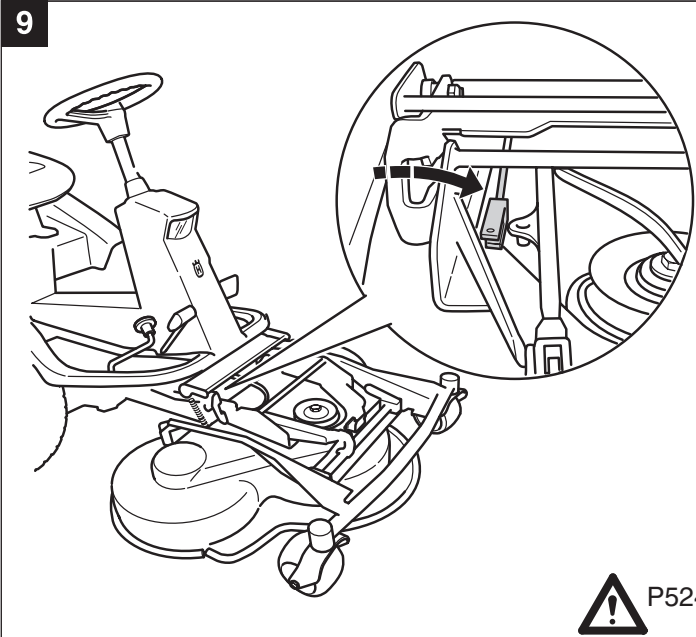
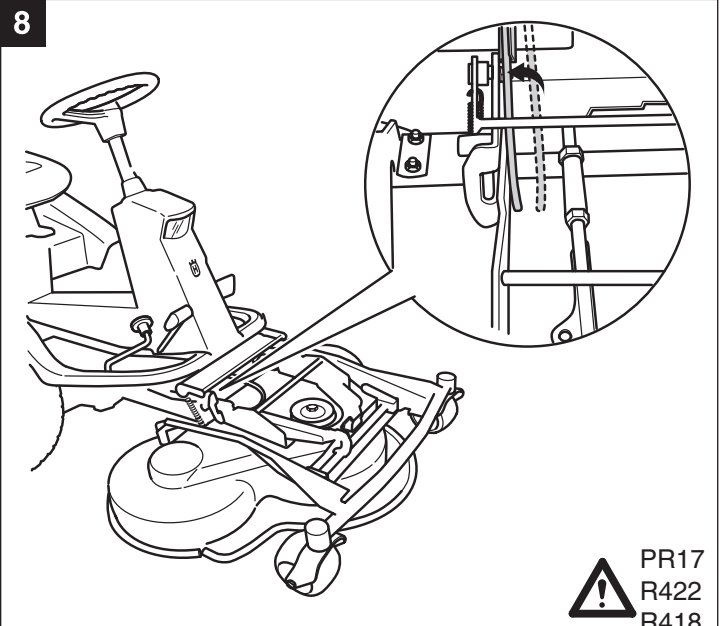
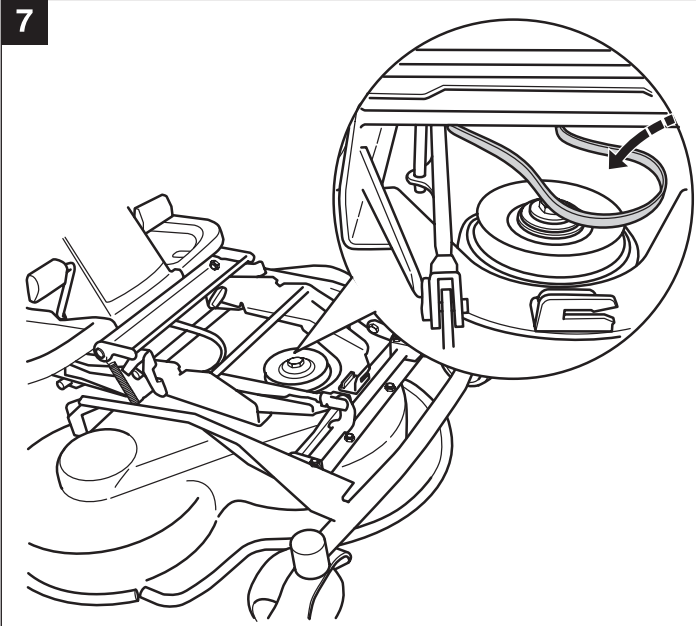




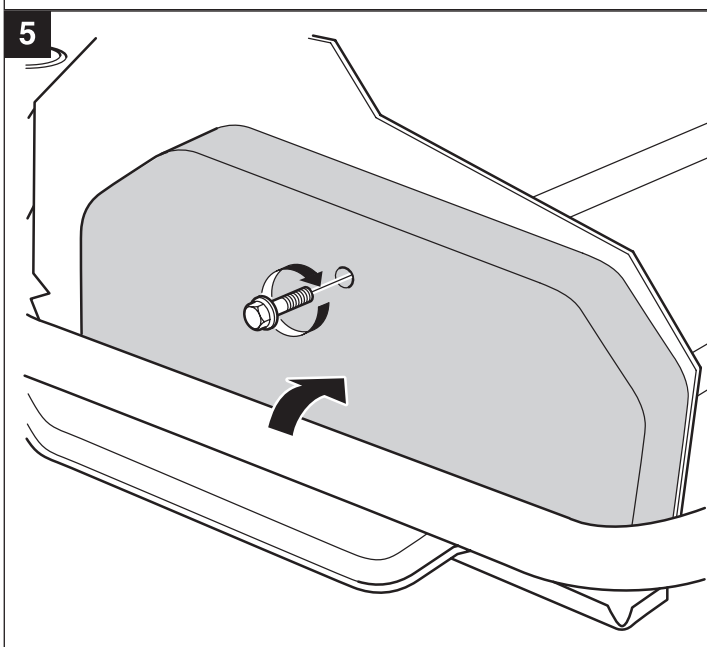
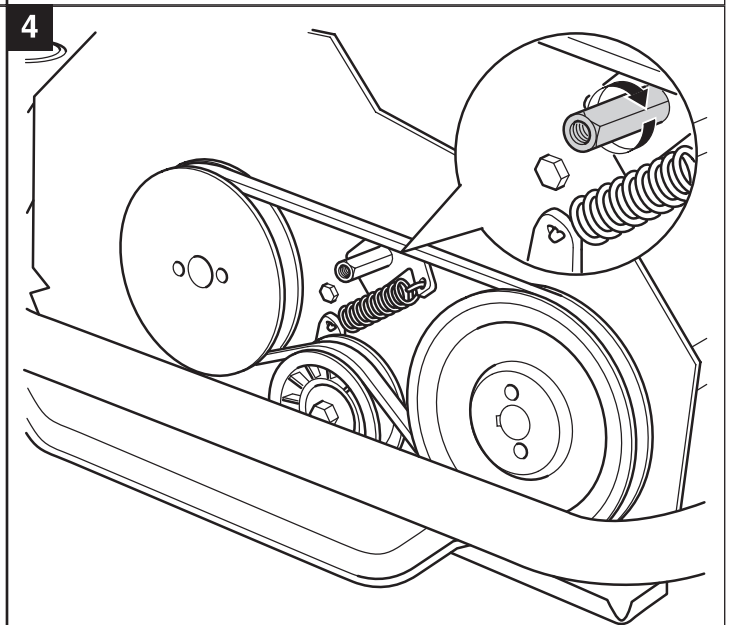
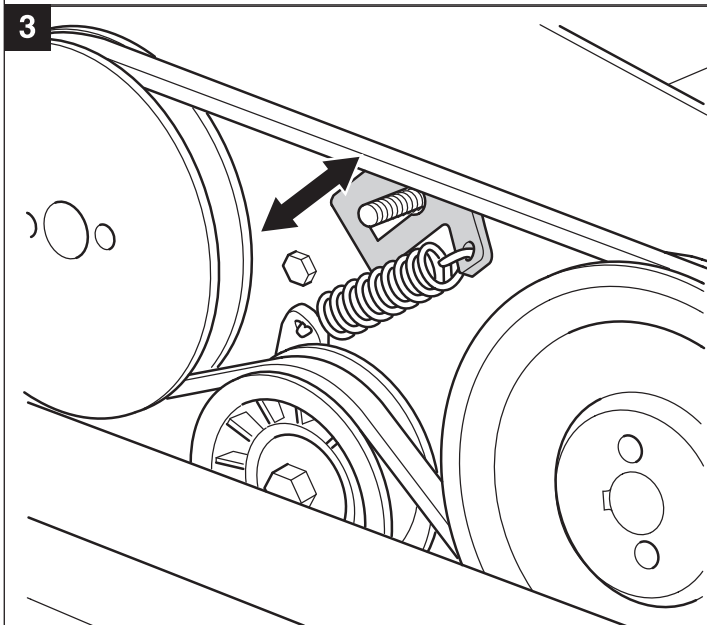
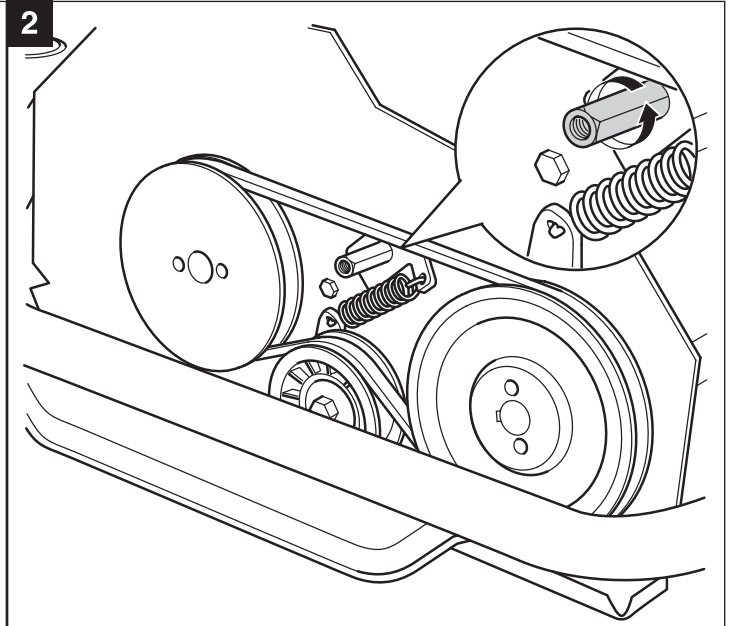
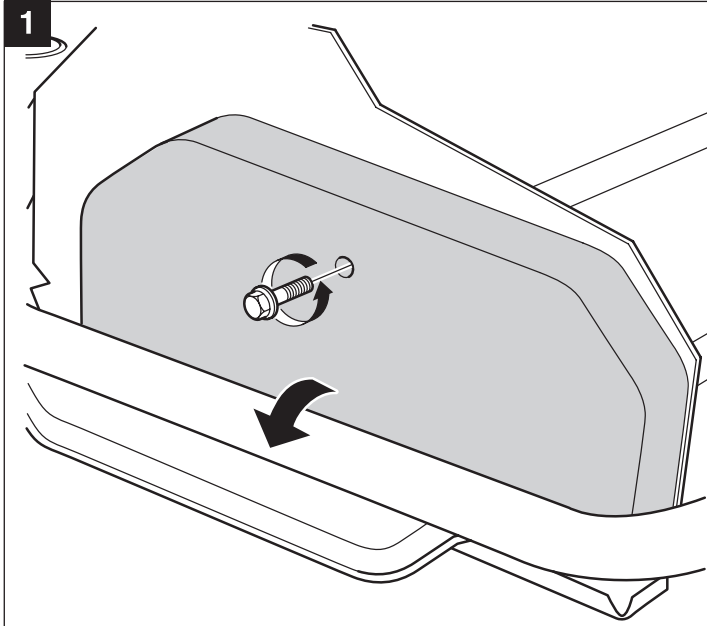


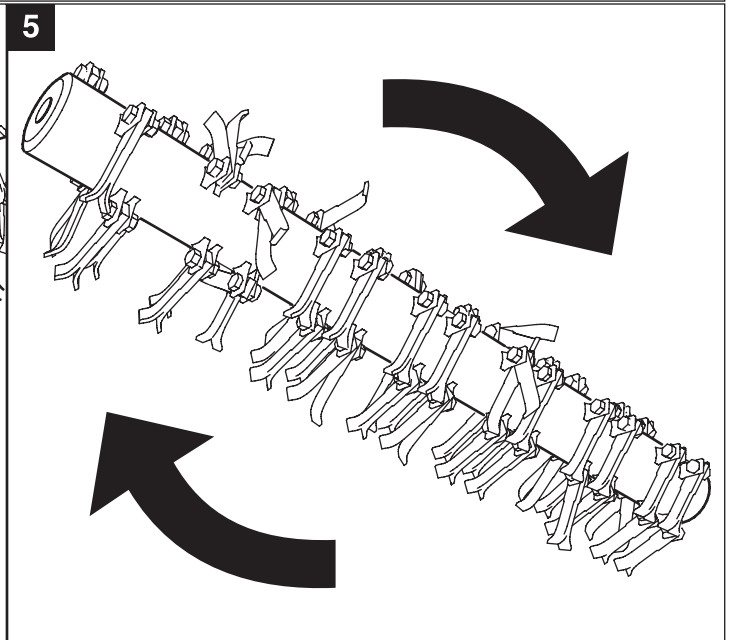

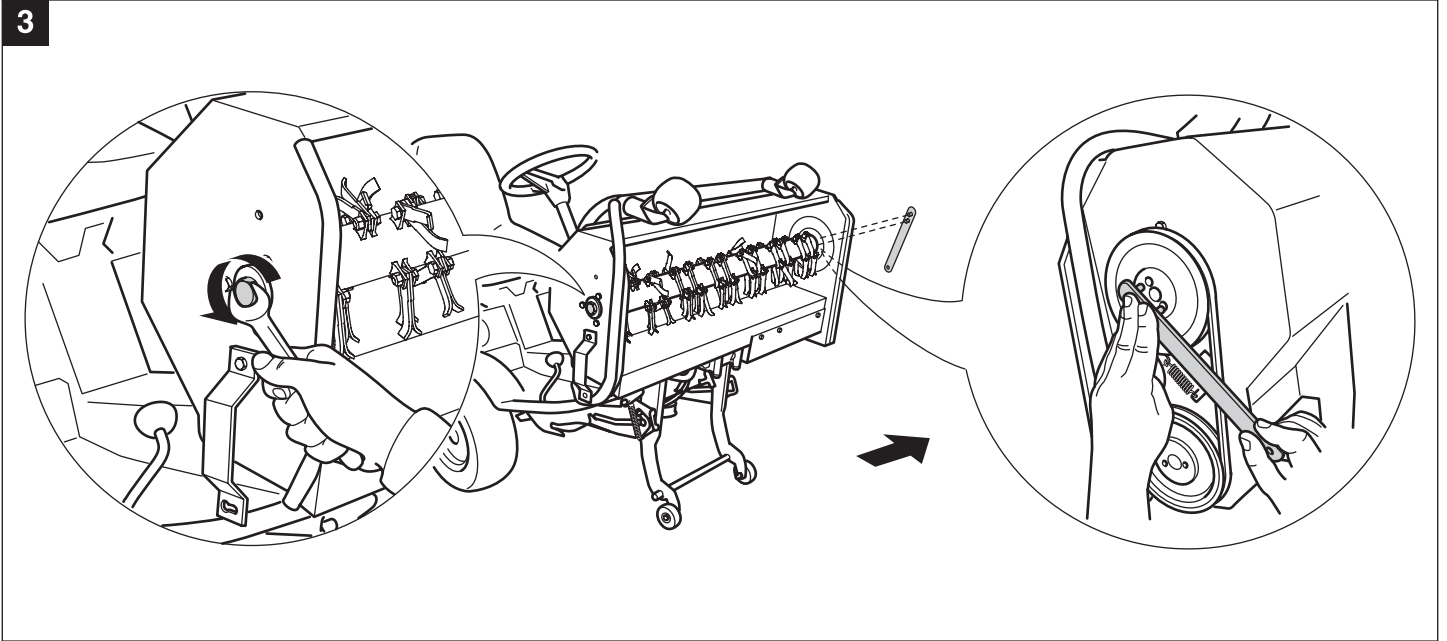
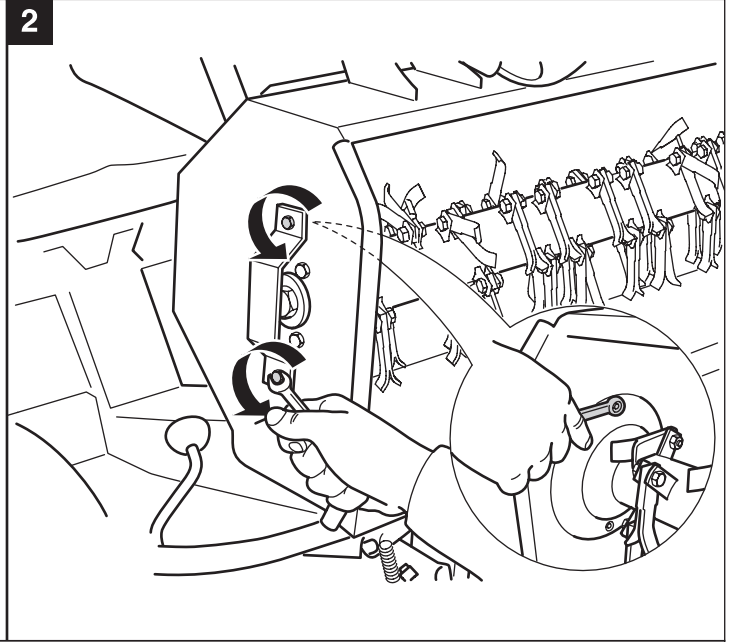
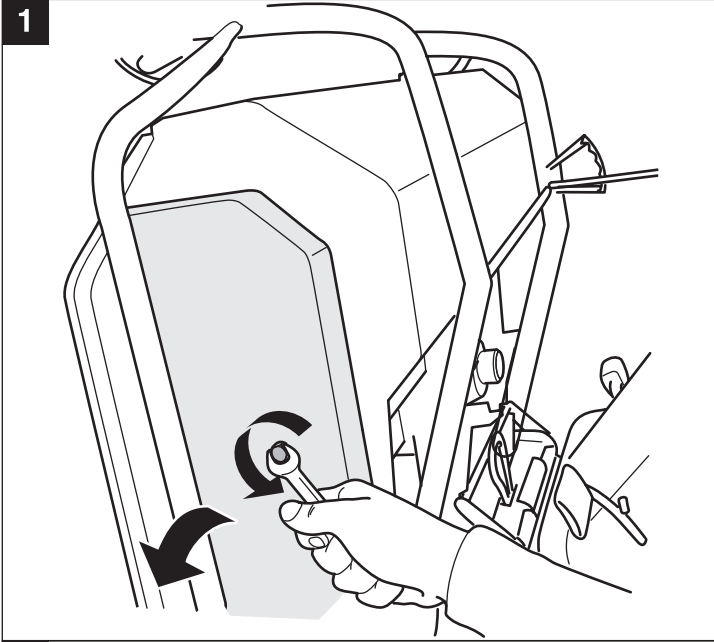
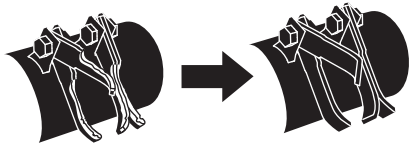


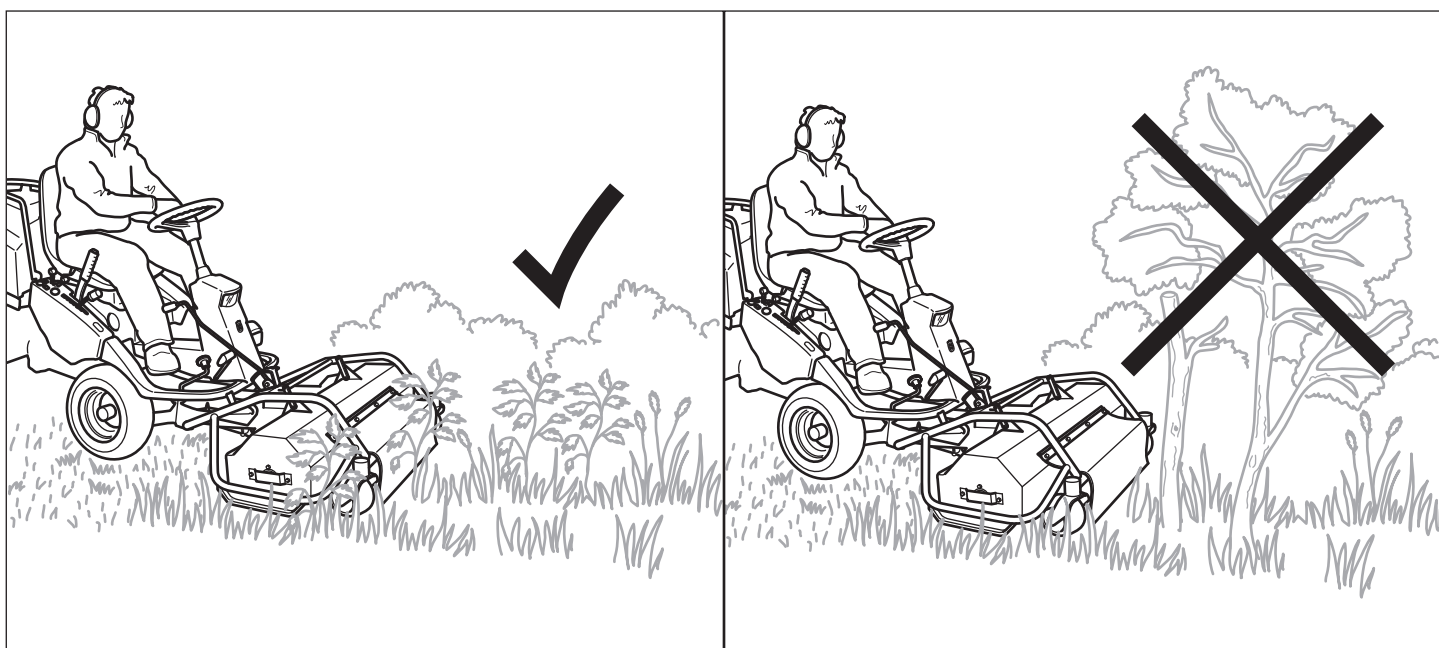
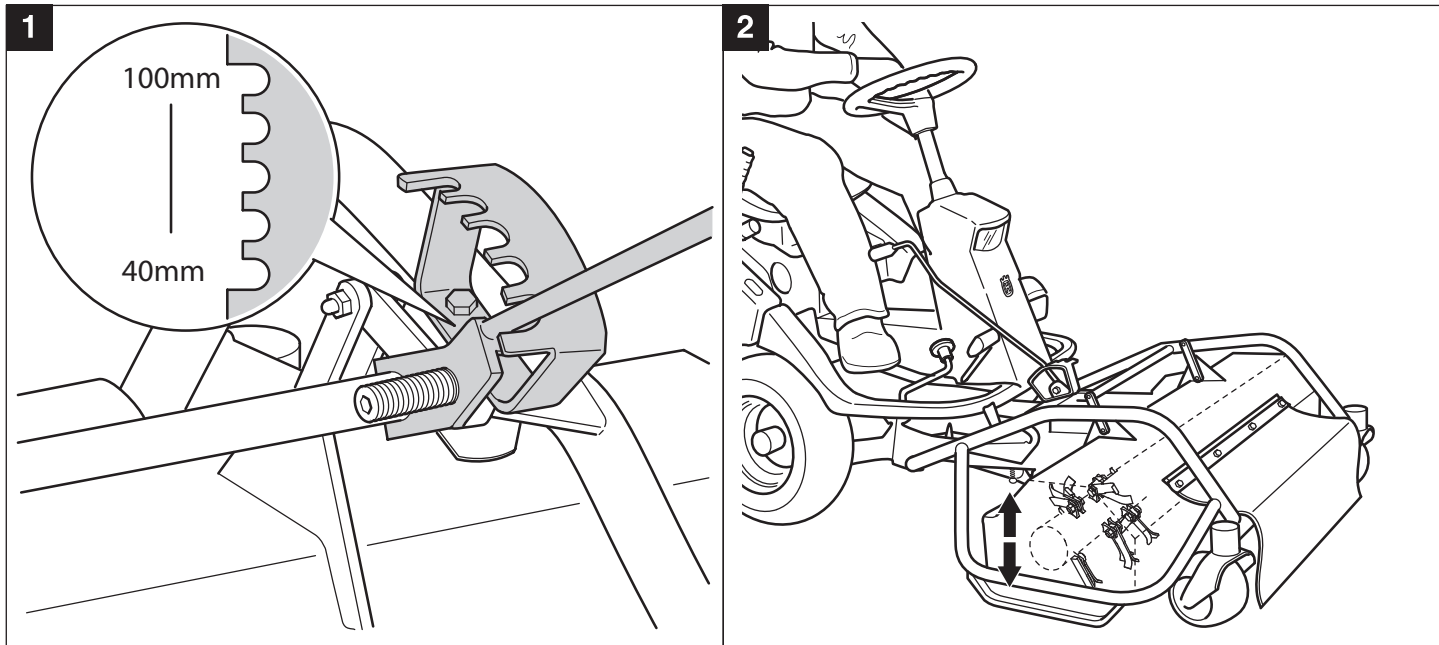


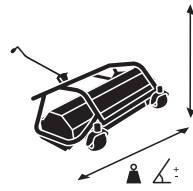




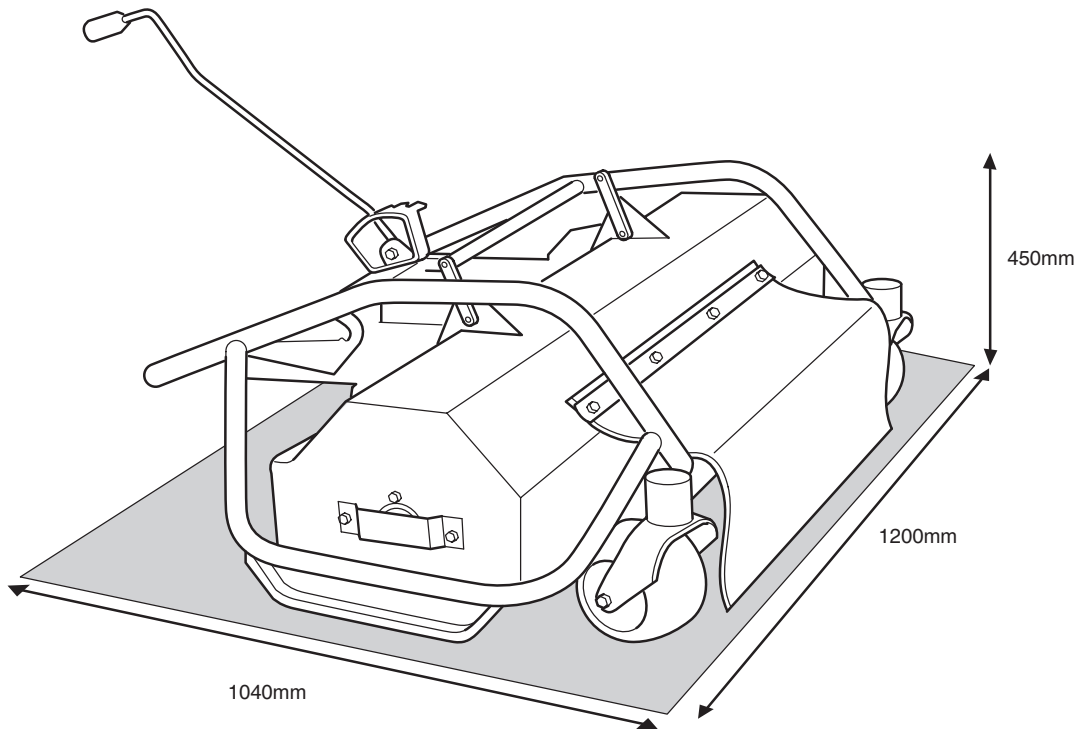




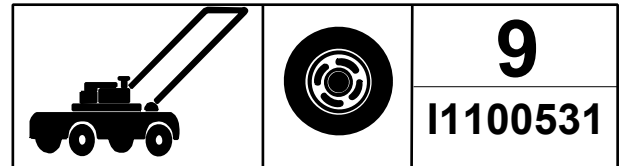




96,7 kg



# Accessories



IPL, Flail Mower T-60367, 966 79 65-01, 2011-09

# Flail Mower

Spare parts  
Ersatzteile  
Pièces détachées  
Reserve onderdelen  
Repuestos  
Reservdelar

966 79 65-01

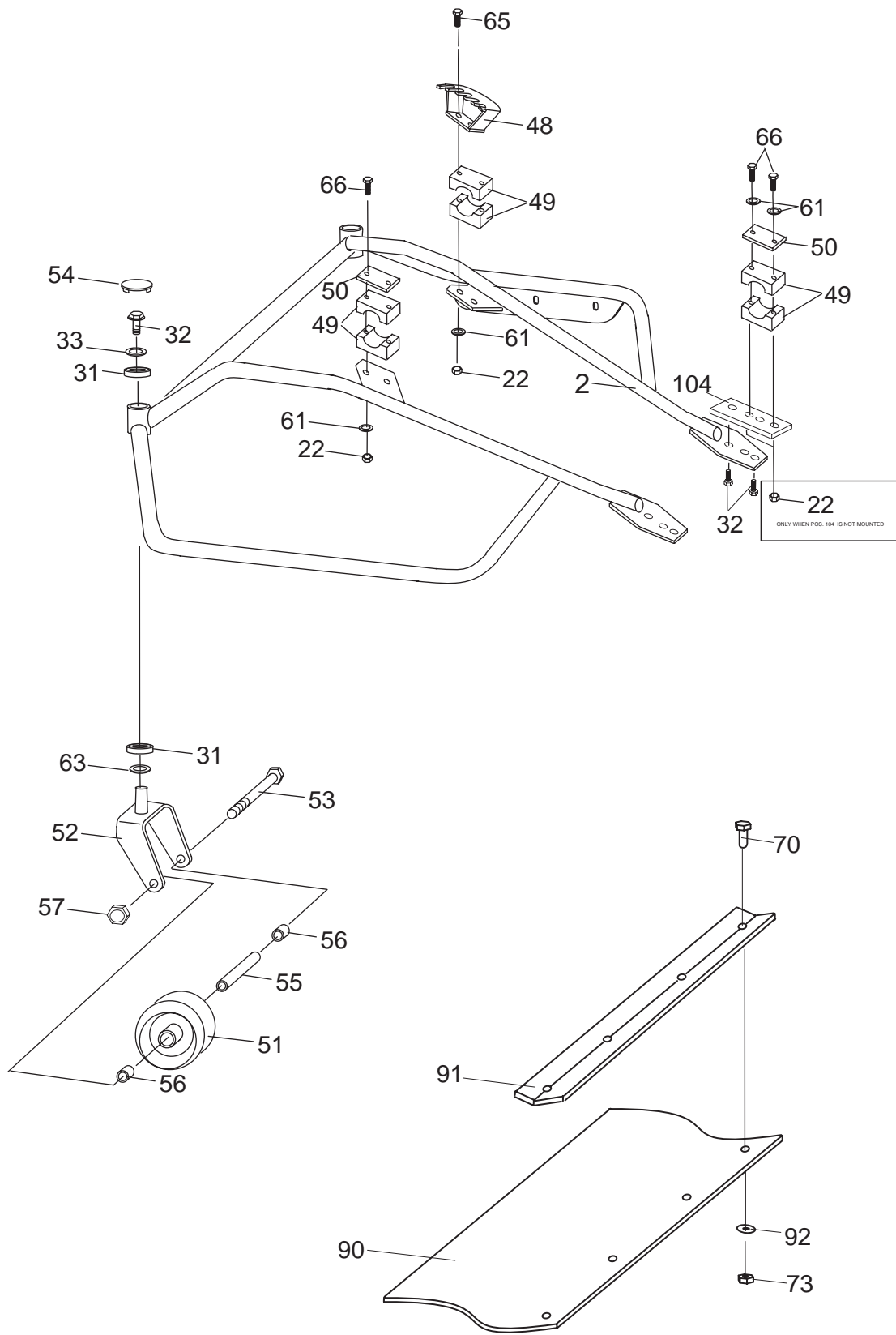
Pos	Part number	Part name	Qty	Pos	Part number	Part name	Qty
1	579 54 93-01	Frame	1	52	597 89 46-02	Weldment	2
2	576 68 48-01	Frame	1	53	576 68 51-01	Screw	2
10	535 41 50-55	Guard Plate	1	54	544 01 70-01	Dust Cap	2
11	576 48 87-01	Weldment	1	55	506 81 08-02	Collar	2
12	535 41 50-57	Spring	1	56	506 87 41-02	Collar	4
13	576 48 88-01	Arm	1	57	531 02 11-30	Nut, Lock	7
14	535 41 50-59	Pulley	1	58	531 02 11-32	Nut	1
15	535 46 66-76	Shaft	0	60	535 41 50-84	Screw	1
16	535 41 50-61	Pulley	1	61	531 02 11-84	Washer	22
17	535 41 50-48	V-Belt	1	62	576 49 16-01	Pulley	1
19	576 68 49-01	Belt Guard	1	63	506 50 48-05	Washer	2
21	535 41 50-63	Flail, Flail Mower	112	65	535 41 50-87	Screw	2
22	531 02 12-19	Nut, Lock	22	66	535 41 50-88	Screw	6
23	531 02 11-99	Screw	56	67	531 00 52-20	Key	1
24	535 46 66-10	Gear Box, 1:1	1	68	535 41 50-89	Screw	4
25	535 41 50-25	Universal Joint	1	69	531 02 11-37	Washer	4
26	535 41 50-64	Drive Shaft	1	70	535 41 50-36	Screw	2
27	531 00 51-81	Bearing	1	72	535 41 50-11	Washer	2
28	531 02 11-70	Pin, Spring	1	73	531 02 11-98	Nut, Lock	4
29	535 41 50-29	Set Screw	1	74	576 49 20-01	Collar	1
30	535 41 50-28	Key	1	75	531 02 12-59	Screw	2
31	531 02 11-38	Bearing	4	76	535 41 50-91	Screw	2
32	535 41 50-45	Screw	23	77	531 02 11-44	Screw	7
33	531 02 12-16	Washer	2	79	531 02 11-46	Screw	2
34	531 02 11-69	Set Screw	2	80	531 00 52-66	Screw, Lock	1
35	535 41 50-65	Collar	1	81	593 51 40-01	Screw	1
36	576 48 96-01	Bearing	2	86	531 02 11-96	Screw	2
37	535 41 50-67	Guard	2	88	577 46 90-01	Decal, Husqvarna	1
38	535 41 50-68	Guard Plate	2	89		Decal, Lawn Rake	1
39	535 41 50-69	Screw, Special	1	90	576 68 52-01	Rubber	1
40	535 46 66-77	Guard, Gear Box	1	91	576 68 53-01	Frame	1
42	579 54 95-01	Guard	1	96	535 46 66-78	Pulley	1
43	588 16 41-01	Grip	1	97	535 46 66-26	Washer	1
44	535 41 50-73	Rod	1	98	725 64 53-01	Screw	1
45	535 41 50-74	Rod, Lift	1	99	535 46 66-27	Key	1
46	576 68 50-01	Mounting Plate	4	100	535 46 66-67	Key	1
47	535 41 50-76	Spring	1	101	579 54 98-01	Weldment, right	1
48	535 41 50-77	Segment	1	102	579 55 00-01	Weldment, left	1
49	506 86 96-01	Plastic part	8	103	579 55 01-01	Weldment, rear	1
50	506 81 38-01	Mounting Plate	3	104	579 55 04-01	Mounting Plate	2
51	506 96 30-01	Support Wheel	2	105	579 55 05-01	Screw	2

966 79 65-01

Pos	Part number	Part name	Qty	Pos	Part number	Part name	Qty
106	531 00 53-16	Nut, Lock	2				
108	576 49 17-01	Washer	2				
109	531 02 12-39	Screw	2				
110	576 48 92-01	Collar	2				
111	576 48 94-01	Support Wheel	2				
112	597 91 57-01	Shaft, Flail mower	1				
114	598 52 71-01	Washer	1				
115	578 85 40-01	Nut, Wulock	1				







**966 79 65-01**  
T-60367

**INTYG****SE**

Tillverkare: KONEPAJA A. VANNE, KOVA, Veistämöntie 16, FIN-24800 HALIKKO, FINLAND, försäkrar härmed att maskintyp T-60367 är i överensstämmelse med maskindirektivet 2006/42/EC om väsentliga hälso och säkerhetskrav i samband med konstruktion och tillverkning.

Utfärdad i Halikko 2011

**BESCHEINIGUNG****DE**

Hersteller: KONEPAJA A. VANNE, KOVA, Veistämöntie 16, FIN-24800 HALIKKO, FINLAND, bestätigt hiermit, daß die Maschine vom Typ T-60367 mit den Maschinenrichtlinien 2006/42/EC der Richtlinie über die wichtigsten Gesundheits- und Sicherheitsanforderungen im Zusammenhang mit Konstruktion und Herstellung, übereinstimmt.

Ausgestellt in Halikko 2011

**TODISTUS****FI**

Valmistaja: KONEPAJA A. VANNE, KOVA, Veistämöntie 16, FIN-24800 HALIKKO, FINLAND, vakuuttaa, että kone tyyppi T-60367 on konedirektiivin 2006/42/EC mukainen huomioiden erityisesti oleelliset terveys- ja turvallisuusvaatimukset, jotka koskevat koneiden suunnittelua ja rakennetta.

Laadittu Halikossa 2011

**ATTESTATION****FR**

Fabricant: KONEPAJA A. VANNE, KOVA, Veistämöntie 16, FIN-24800 HALIKKO, FINLAND, atteste par la présente que la machine de type T-60367 est conforme aux Directives Machines 2006/42/EC concernant les exigences principales en matière de santé et de sécurité au niveau de la construction et de la fabrication.

Fait à Halikko en 2011

**BEVIS****DK**

Fremstiller: KONEPAJA A. VANNE, KOVA, Veistämöntie 16, FIN-24800 HALIKKO, FINLAND, forsikrer herved at maskinen af type T-60367 er i overensstemmelse med Maskindirektiv 2006/42/EC om væsentlige sundheds- og sikkerhedskrav i forbindelse med konstruktion och fremstilling.

Udfærdiget i Halikko 2011

**CERTIFICATE****GB**

Manufacturer: KONEPAJA A. VANNE, KOVA, Veistämöntie 16, FIN-24800 HALIKKO, FINLAND, hereby certifies that the machine of type T-60367 conforms to Machine Directive 2006/42/EC concerning essential health and safety requirements in relation to design and manufacture.

Issued at Halikko 2011

**ATTEST****N**

Produsent: KONEPAJA A. VANNE, KOVA, Veistämöntie 16, FIN-24800 HALIKKO, FINLAND, forsikrer herved at maskinen av type T-60367 er i overensstemmelse med EUs Maskindirektiv 2006/42/EC om vesentlige helse- og sikkerhetskrav i forbindelse med konstruksjon och produksjon.

Utfærdiget i Halikko 2011

**CERTIFICAT****FR**

Fabricant : KONEPAJA A. VANNE, KOVA, Veistämöntie 16, FIN-24800 HALIKKO, FINLANDE, déclare sous sa seule responsabilité que la machine de type T-60367 est conforme aux dispositions de la Directive des machines 2006/42/EC sur les exigences spécifiques en matière de santé et de sécurité lors de la construction et la fabrication.

Rédigé à Halikko en 2011

# T-60367



Ismo Forsström  
Managing director  
Authorized representative for KOVA  
and responsible for technical documentation



**UK  
CA**

**KOVA**  
**KONEPAJA A. VANNE**

## Declaration of Conformity

In accordance with UK Government Guidance

Product Model / Type:

**T-60367**

**Serial numbers dating from 2023 and onwards.**

This declaration is issued under the sole responsibility of the product manufacturer.

The object of the declaration described above is in conformity with the relevant UK Statutory Instruments and their amendments:

- The supply of Machinery (Safety) Regulations 2008

Issued at Halikko, 31.12.2022

**Manufacturer:**

Konepaja A. Vanne  
Veistämöntie 16  
FIN-24800  
Halikko  
FINLAND

**UK importer:**

Husqvarna Uk Ltd  
Preston Road, Co.  
Durham  
DL5 6UP



Ismo Forsström

Managing Director

Authorized representative for KOVA and  
responsible for technical documentation