



Art. 19005

1. SAFETY INSTRUCTIONS . . . . .	4
2. FUNCTION . . . . .	5
3. INITIAL OPERATION . . . . .	6
4. OPERATION . . . . .	14
5. MAINTENANCE . . . . .	16
6. STORAGE . . . . .	16
7. TROUBLESHOOTING . . . . .	17
8. TECHNICAL DATA . . . . .	18
9. WARRANTY/SERVICE . . . . .	19
10. DISPOSAL . . . . .	20

## Translation of the original instructions.



For safety reasons, children and young people under 16 as well as anyone who is not familiar with these operating instructions should not use the product. Persons with reduced physical or mental abilities may use the product only if they are supervised or instructed by a responsible person. Children must be supervised to ensure that they do not play with the product. Never operate the product when you are tired, ill or under the influence of alcohol, drugs or medicine.

### *Intended use:*

The **GARDENA smart Gateway** is intended for private use in domestic and hobby gardens for automatic control of smart system products by the **GARDENA smart App**.

The **GARDENA smart Gateway** is controlled and operated by the **GARDENA smart App**.

## 1. SAFETY INSTRUCTIONS

### IMPORTANT!

**Read the operator's manual carefully before use and keep for future reference.**



#### **DANGER!** **Risk of suffocation!**

Small parts can be easily swallowed. There is also a risk that the polybag can suffocate toddlers.

→ Keep toddlers away when you assemble the product.



#### **DANGER!** **Risk of cardiac arrest!**

This product generates an electromagnetic field while it operates. This electromagnetic field may affect the functionality of active or passive medical implants (e.g. pacemakers), which may result in serious injury or death.

- Consult your doctor and the manufacturer of your implant before using this product.
- After using the product, disconnect the mains plug from the mains socket.

Do not open the product.

Only use the product indoors.

Avoid exposure to moisture and dust, as well as sunlight and other forms of heat exposure.

The wireless transmission can be disrupted as a result of external influences such as electric motors or defective electrical devices.

The wireless range may be restricted in buildings (e.g. by reinforced concrete walls) or in the open (e.g. by high levels of humidity).

Only use the product with the included accessories.

Protect the power supply unit from moisture when connected.

The product can be used in the temperature range 0 °C to +40 °C.

Don't use cables – connecting the products to external/outdoor interfaces.

Short Range Device Antennas and Wi-Fi Antenna are installed in the product.

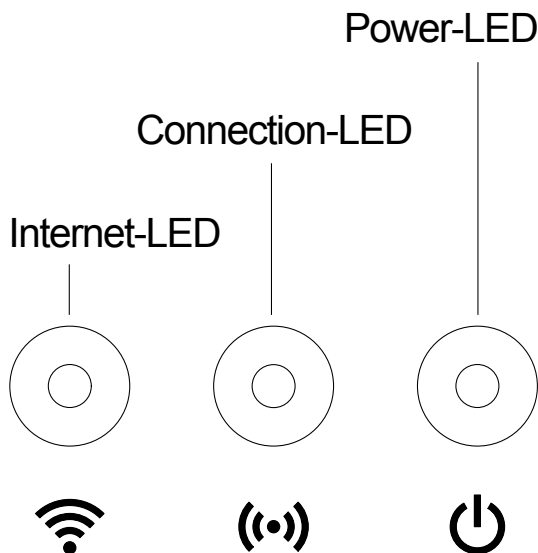
Do not use in cellar or nearby metal plates or engines.

Power over Ethernet is not possible.

The product must be supplied from ES1 (SELV) Limited Power Source.

## 2. FUNCTION

### LED-Display:



#### ① Internet LED:

- Green:** Connected with router and server
- Yellow:** Hotspot mode – not connected with router
- Red:** Not connected
- Red flashing:** Connected with router; not connected with server

#### ② Connection LED:

- Green flashing:** Receiving data
- Yellow flashing:** Sending data

#### ③ Power LED:

- Green:** Power On
- Green flashing:** Booting
- Yellow:**
  1. Factory reset running
  2. Error (restart required)
- Yellow flashing:** Software update
- Red:** Fatal error (restart required)

### 3. INITIAL OPERATION

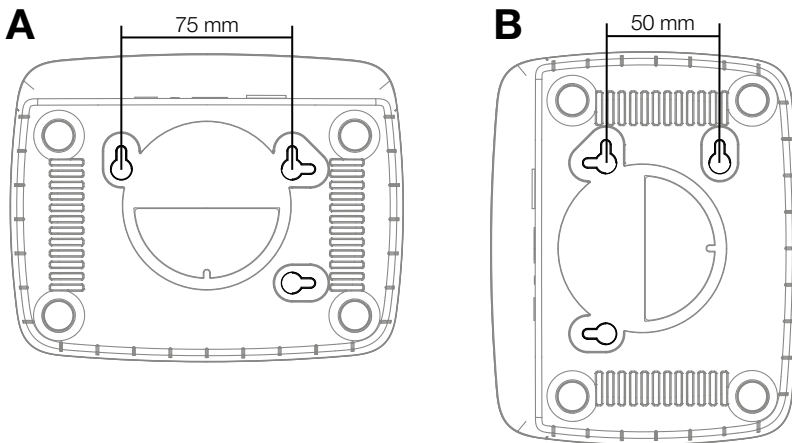
---

#### **Contents:**

- smart Gateway
- Power supply unit
- Ethernet-cable

#### **To mount on the wall (optional):**

The two screws (not supplied) for attaching the gateway have to be screwed into place **A** horizontally 75 mm/**B** vertically 50 mm apart and the screw head diameter must not exceed 8 mm.



1. Screw the screws into the wall **A** 75 mm/**B** 50 mm apart.
2. Attach the gateway.

## To commission the smart Gateways:

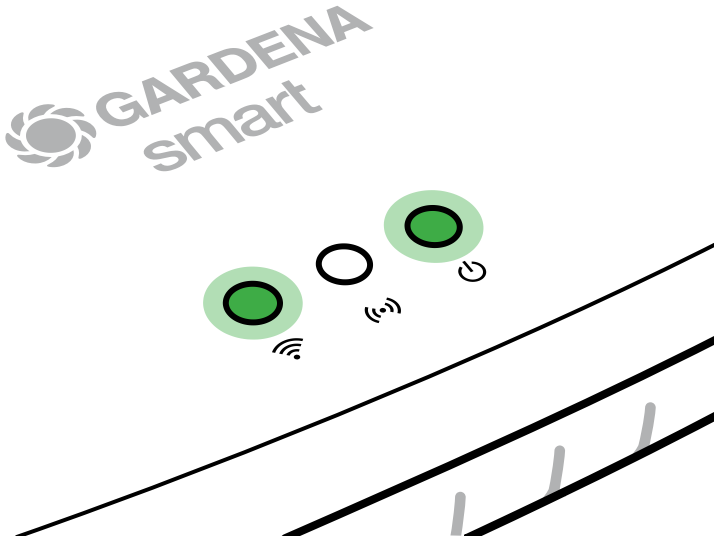
An Internet connection is required for installation of the gateway.  
The gateway can be connected to the Internet via ethernet or Wi-Fi.



1. Connect the power supply unit to a mains socket.
2. Connect the power supply cable to the plug socket ④ of the gateway.
3. Select one of the following options:  
To connect via ethernet cable/To connect to a Wi-Fi network

## To connect via ethernet cable (recommended):

1. Connect the gateway with the provided network cable to your router.  
*The software for your gateway is now being updated. This process can take up to 15 minutes (depending on your Internet connection). Once the Internet-LED and the Power LED illuminate green permanently, the gateway is up to date. It can now be included in the App.*



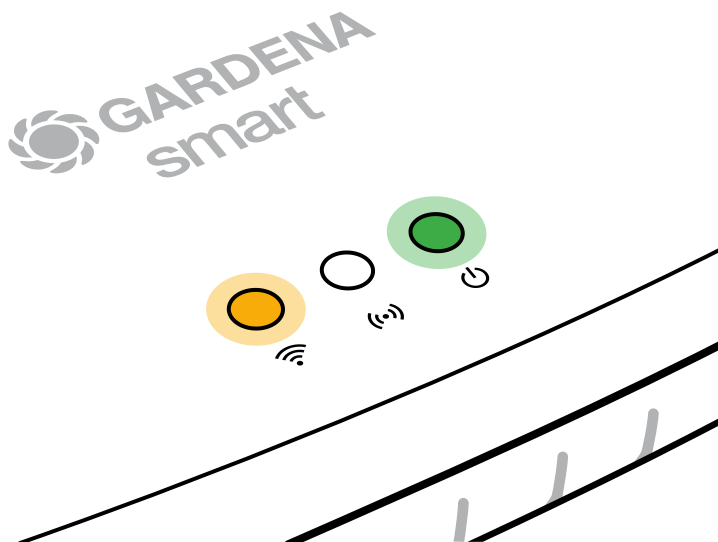
2. Download the **GARDENA smart App** from the App Store (Apple) or from Google Play.
3. Follow the instructions in the App.



## To connect to a Wi-Fi network:

If the gateway is neither connected to the router via a LAN cable nor integrated into another Wi-Fi network, the gateway automatically provides a configuration network after approx. 1 to 2 minutes after startup.

**The configuration network is activated as long as the Internet LED permanently illuminates yellow.**

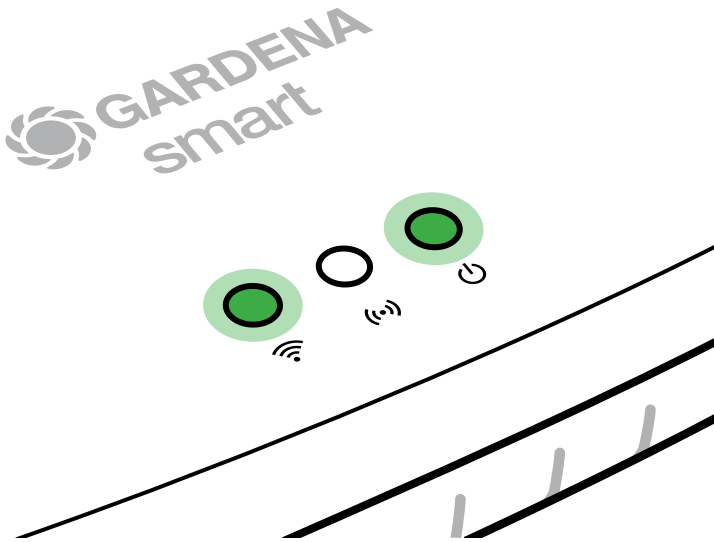


The configuration network remains active for 15 minutes. After the 15 minutes have elapsed (or if the gateway was previously configured to another Wi-Fi network that is no longer available), the configuration network can be reactivated by briefly pushing the reset button ⑦.

## To configure the Wi-Fi network with an iOS device (iPhone, iPad):

Wait until the Internet LED illuminates yellow permanently (the configuration network is activated).

1. Open the **Apple** Home App (this is located by default on your mobile iOS device).
2. Select “Add accessory”.
3. Scan the HomeKit label **on the bottom side of the gateway**.
4. Wait until the Internet LED illuminates green permanently.  
*The software for your gateway is now being updated. This process can take up to 15 minutes (depending on your Internet connection). Once the Internet LED and the Power LED illuminate green permanently, your gateway is up to date. It can now be included in the App.*

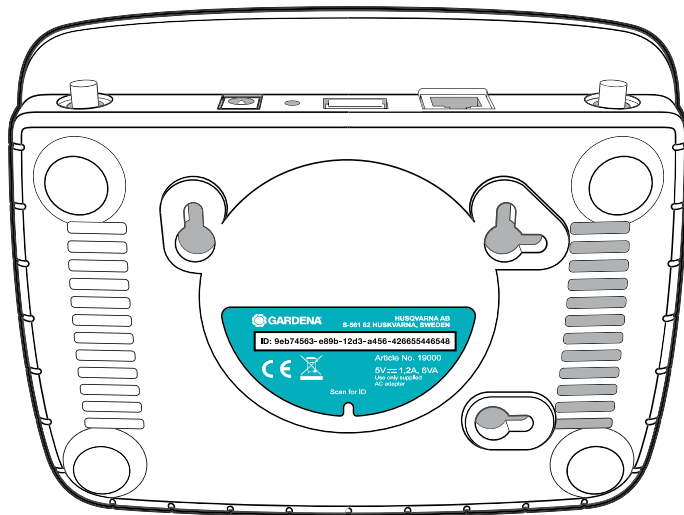


5. Download the **GARDENA smart App** from the App Store (Apple).
6. Follow the instructions in the App.

## To configure the Wi-Fi network with another device:

Wait until the Internet LED illuminates yellow permanently (the configuration network is activated).

To establish a connection via Wi-Fi, you need your Gateway ID. The Gateway ID can be read on the sticker on the underside of the gateway. You will also need the password for your Wi-Fi network.



1. Connect to the GARDENA configuration network. To do this, go to the Wi-Fi settings on your smartphone, tablet, or computer. *The gateway should now be displayed there as an available Wi-Fi network.*  
The network name starts with “GARDENA\_config”.
2. Open the URL:  
<http://10.0.0.1>  
in your preferred Internet browser.  
*You should now see the Gateway Interface.*

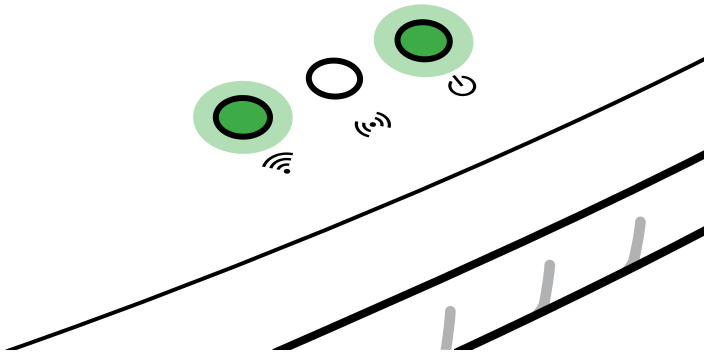
Gateway ID: 9eb74563-e89b-12d3-a456-426655446548

Password Gateway Interface:

9eb74563

3. Login using the first eight digits of your Gateway ID as the password (see graphic). **The Gateway ID is located on the bottom side of the gateway.**
4. Select your home Wi-Fi network under **Wi-Fi Network**.  
*Then your gateway is connected with the Internet.*
5. Enter your network password and confirm your settings. Wait until the Internet LED illuminates green permanently.  
*The software for your gateway is now being updated. This process can take up to 15 minutes (depending on your Internet connection). Once the Internet LED and the Power LED illuminate green permanently, your gateway is up to date. It can now be included in the App.*

 **GARDENA**  
smart



6. Download the **GARDENA smart App** from Google Play.
7. Follow the instructions in the App.

**Note:** Because the GARDENA configuration network does not have its own Internet access, your device may automatically leave the GARDENA configuration network or may display an error message. In this case, you must allow a connection without Internet access to be maintained in the settings of your device.

Also, make sure JavaScript is activated and browser cookies are accepted, in order to display the page correctly. Connecting the gateway is not supported by Internet Explorer.

## 4. OPERATION

---

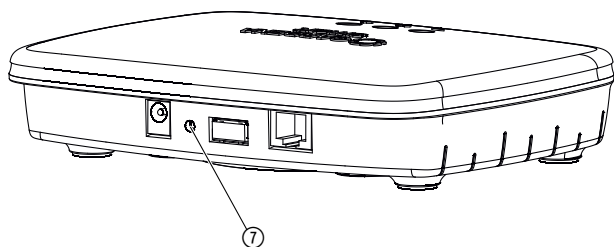
### *To operate with the GARDENA smart App:*

You can use the **GARDENA smart App** to control all **GARDENA smart system** products from anywhere at any time. The free **GARDENA smart App** is available on the App Store (Apple) and on Google Play.

Make sure that the **smart Gateway** was successfully commissioned (see 3. INITIAL OPERATION) before connecting it to the app.

You can integrate all **GARDENA smart system** products via the app. To do so, follow the instructions in the app.

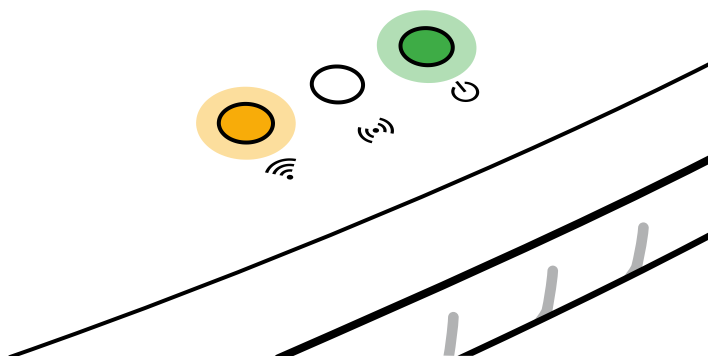
## Factory Reset:



The smart Gateway will be reset to the factory settings. You may need to use the reset function if for example you want to link your gateway to a new Wi-Fi network.

1. Disconnect the gateway from the power supply.
2. Press and hold down the Reset key ⑦; reconnect the gateway to the power supply and wait until the Power-LED lights up yellow.
3. Release the Reset key ⑦ and wait until the Power-LED lights up green.

 GARDENA  
smart



## 5. MAINTENANCE

---

### *To clean the gateway:*

No caustic/abrasive cleaning agents should be used.

→ **Clean gateway with a damp cloth (do not use solvent).**

## 6. STORAGE

---

### *To put into storage:*

**The product must be stored away from children.**

→ Do not stow the product outdoors if not in use.



## 7. TROUBLESHOOTING

---

**Problem:**

The internet LED flashes red.

**Possible Cause:**

The gateway does not reach the required ports.

**Remedy:**

Outgoing connections from the gateway must be able to reach the following ports in the Internet and/or your Router. (Usually no configuration needs to be changed, this list is a reference for advanced users.):

- 53 TCP / UDP (DNS)
- 67/68 UDP (DHCP)
- 123 TCP / UDP (NTP)
- 80 TCP (HTTP)
- 443 TCP (HTTPS)

Should you experience any faults, you can find some frequently asked questions at this link:

**[www.gardena.com](http://www.gardena.com)**

**NOTE:**

Repairs must only be done by GARDENA service departments or specialist dealers approved by GARDENA.

→ For any other malfunctions please contact the GARDENA service department.

## 8. TECHNICAL DATA

<i>smart Gateway</i>	<b>Unit</b>	<b>Value (Art. 19005-20)</b>
<b>Operation temperature range (indoors)</b>	°C	0 to +40
<b>Internal SRD:</b>		
<b>Frequency range</b>	MHz	863 – 870
<b>Maximum power</b>	mW	25
<b>Free field radio range</b>	m (approx.)	100
<b>Wi-Fi</b>		
<b>Frequency range</b>	MHz	2400 – 2483.5
<b>Maximum power</b>	mW	100
<b>Standards supported</b>		IEEE 802.11b/g/n
<b>Ethernet</b>		
<b>Port</b>		1 LAN port via RJ45 socket
<b>Data connection</b>		Standard Ethernet 10/100 Base-T
<b>Power supply unit</b>		
<b>Mains voltage</b>	V (AC)	100 – 240
<b>Mains frequency</b>	Hz	50 – 60
<b>Max. output voltage</b>	V (DC)	5
<b>Rated output current</b>	A	1
<b>Input ratings of the gateway unit</b>	V (DC) / A	5 / 1
<b>Dimensions (W x H x D)</b>	mm	57 x 128 x 58
<b>Weight</b>	g	120

### **Declaration of Conformity:**

Hereby, GARDENA Manufacturing GmbH declares that the radio equipment type (Art. 19005) is in compliance with directive 2014/53/EU.

The full text of the Declaration(s) of Conformity is available at the following Internet address:

**[www.gardena.com](http://www.gardena.com)**

## 9. WARRANTY/SERVICE

---

### **9.1 Product registration:**

Please register your product at [gardena.com/registration](https://gardena.com/registration).

### **9.2 Service:**

Please find the current contact information of our service on the back page and online:

United Kingdom: <https://www.gardena.com/uk/support/advice/contact/>

USA: <https://us.gardena.com/pages/contact>

Canada: <https://www.gardena.com/ca-en/c/support/contact>

Australia: <https://www.gardena.com/au/support/advice/contact/>

New Zealand: <https://www.gardena.com/nz/support/advice/contact/>

South Africa: <https://www.gardena.com/za/support/contact/>

Other countries: <https://www.gardena.com/int/c/support/contact>

## 10. DISPOSAL

---

*(according to Directive 2012/19/EU)*



The product must not be disposed of to normal household waste. It must be disposed of in line with local environmental regulations.

### **IMPORTANT!**

Dispose of the product through or via your municipal recycling collection centre.

## ***Open Source Software:***

This device contains open source software. GARDENA hereby offers to deliver, upon request, a copy of the complete corresponding source code for the copyrighted open source software packages used in this product for which such offer is requested by the respective licenses. This offer is valid up to three years after product purchase to anyone in receipt of this information. To obtain the source code, please write in English, German or French to:

**smart.open.source@husqvarnagroup.com**

## ***Trademark Attribution:***

Apple and the Apple logo are trademarks of Apple Inc., registered in the U.S. and other countries. App Store is a service mark of Apple Inc. registered in the U.S. and other countries.

Google and the Google Play logo are trademarks of Google LLC.

Other trademarks and trade names are those of their respective owners.

## Deutschland / Germany

GARDENA Manufacturing GmbH  
Central Service  
Hans-Lorenser-Straße 40  
D-89079 Ulm  
Produktfragen:  
(+49) 731 490-123  
Reparaturen:  
(+49) 731 490-290  
www.gardena.com/de/kontakt

## Albania

KRAFT SHPK  
Autostrada Tirane-Durres  
Km 7  
1051 Tirane  
Phone: (+355) 69 877 7821  
info@kraft.al

## Argentina

ROBERTO C. RUMBO S.R.L.  
Predio Norlog  
Lote 7  
Benavidez, ZC: 1621  
Buenos Aires  
Phone: (+54) 11 5263-7862  
ventas@rumbosrl.com.ar

## Armenia

AES Systems LLC  
Marshal Babajanyan Avenue 56/2  
0022 Yerevan  
Phone: (+374) 60 651 651  
massishanyan@icloud.com

## Australia

Husqvarna Australia Pty. Ltd.  
Locked Bag 5  
Central Coast BC  
NSW 2252  
Phone: (+61) (0) 2 4352 7400  
customer.service@husqvarna.com.au

## Austria / Österreich

Husqvarna Austria GmbH  
Industriezeile 36  
4010 Linz  
Tel.: (+43) 732 77 01 01-485  
www.gardena.com/at/service/beratung/  
kontakt/

## Azerbaijan

Proqres Xüsusi Firması  
Aliyar Aliyev 212, Baku, Azerbaijan  
Sales: +994 70 326 07 14  
After-sales: +994 77 326 07 14  
www.progress-garden.az  
info@progress-garden.az

## Bahrain

M.H. Al-Mahroos  
BUILDING 208, BLOCK 356,  
ROAD 328  
Sahiyia  
Phone: +973 1740 8090  
almahroos@almahroos.com

## Belarus / Беларусь

ООО «Мастер Гарден»  
220118, г. Минск,  
улица Шаранговича, дом 7а  
Тел. (+375) 17 257 00 33  
mg@mastergarden.by

## Belgium

Husqvarna Belgium nv  
Gardena Division  
Leuvensesteenweg 542  
Planet II E  
1930 Zaventem  
België

## Bosnia / Herzegovina

Silk Trade d.o.o.  
Poslovna Zona Vila Br. 20  
Phone: (+387) 61 165 593  
info@silktrade.com.ba

## Brazil

Nordtech Maquinas e Motores Ltd.  
Avenida Juscelino Kubitschek  
de Oliveira Curitiba  
3003 Brazil  
Phone: (+55) 41 3595-9600  
contato@nordtech.com.br  
www.nordtech.com.br

## Bulgaria

AGROLAND България АД  
бул. 8 Декември, № 13  
Офис 5  
1700 Студентски град  
София  
Тел.: (+359) 24 66 6910  
info@agroland.eu

## Canada / USA

GARDENA Canada Ltd.  
125 Edgeware Road  
Unit 15 A  
Brampton L6Y 0P5  
ON, Canada  
Phone: (+1) 905 792 93 30  
gardena.customerservice@  
husqvarnagroup.com

## Chile

REPRESENTACIONES JCE S.A.  
AV. DEL VALLE NORTE 857 PISO 4  
HUECHURABA, SANTIAGO, CHILE  
Phone: (+56) 2 2414 2600  
contacto@jce.cl

## China

Husqvarna (Shanghai)  
Management Co., Ltd.  
富世华 (上海) 管理有限公司  
3F, Beng Square B,  
No 207, Song Hong Rd.,  
Chang Ning District,  
Shanghai, PRC. 200335  
上海市长宁区淞虹路207号明  
基广场B座3楼, 邮编: 200335

## Colombia

Equipos de Toyoma Colombia SAS  
Cra. 68 D No 25 B 86 Of. 618  
Edificio Torre Central  
Bogota  
Phone: +57 (1) 703 95 20 /  
+57 (1) 703 95 22  
serviciocliente@toyoma.com.co  
www.toyoma.com.co

## Costa Rica

Exim CIA Costa Rica  
Calle 25A, B\*, Montelegre  
Zapote  
San José  
Costa Rica  
Phone: (+506) 2221-5654  
(+506) 2221-5659  
eximcostarica@gmail.com

## Croatia

Husqvarna Austria GmbH  
Industriezeile 36  
4010 Linz  
Phone: (+43) 732 77 01 01-485  
service.gardena@husqvarnagroup.com

## Cyprus

Pantelis Papadopoulos S.A.  
92 Athlone Avenue  
Athens  
10442 Greece  
Phone: (+30) 21 0519 3100  
info@papadopoulos.com.gr

## Czech Republic

Gardena  
Service Center Vrbo  
c/o Husqvarna  
Manufacturing CZ s.r.o.  
Jesenická 146  
79326 Vrbo pod Pradedem  
Phone: 800 100 425  
servis@gardena.cz

## Denmark

GARDENA DANMARK  
Løjvej 19, st.  
3500 Værlose  
Tlf.: (+45) 70 26 47 70  
gardenack@husqvarnagroup.com  
www.gardena.com/dk

## Dominican Republic

BOSQUESA, S.R.L.  
Carretera Santiago Licey  
Km. 5 ½  
Esquina Copal II  
Santiago De Los Caballeros  
51000 Dominican Republic  
Phone: (+1) 809-562-0476  
contacto@bosquesa.com.do

## Egypt

Universal Agencies Co  
26, Abdel Hamid Lotfy St.  
Giza  
Phone: (+20) 3 761 57 57

## Estonia

Husqvarna Eesti OÜ  
Valdeku 132  
EE-11216 Tallinn  
info@gardena.ee

## Finland

Oy Husqvarna Ab  
Juurakkotie 5 B 2  
01510 Vantaa  
www.gardena.fi

## France

Husqvarna France  
9/11 Allée des pierres mayettes  
92635 Gennevilliers Cedex  
France  
http://www.gardena.com/fr  
N° AZUR: 0 810 00 78 23  
(Prix d'un appel local)

## Georgia

Transporter LLC  
#70, Beliashtvili street  
0159 Tbilisi, Georgia  
Number: (+995) 322 14 71 71  
info@transporter.com.ge  
www.transporter.com.ge

## Service Address and Importer to Great Britain

Husqvarna UK Ltd  
Preston Road  
Aycliffe Industrial Park  
Newton Aycliffe  
County Durham  
DL5 6UP  
Phone: (+44) (0) 344 844 4558  
info.gardena@husqvarna.co.uk

## Greece

Π.ΠΑΠΑΔΟΠΟΥΛΟΣ ΑΕΒΕ  
Λεωφ. Αθηνών 92  
Αθήνα  
T.K.104 42  
ΕΜΑΔΑ  
Τηλ. (+30) 210 5193 100  
info@papadopoulos.com.gr

## Hong Kong

Tung Tai Company  
151-153 Hoi Bun Road  
Kwun Tong, Kowloon  
Hong Kong  
Phone: (+852) 3583 1662  
admin@tungtaico.com

## Hungary

Husqvarna Magyarország Kft.  
Ezred u. 1-3  
1044 Budapest  
Phone: (+36) 1 251-4161  
vevoszolgaltat.husqvarna@husqvarna.hu

## Iceland

BYKO ehf.  
Skemmuvegi 2a  
200 Kópavogur  
Phone: (+354) 515 4000  
byko@byko.is

## MHG Verstum ehf

Vikurhvafi 8  
203 Kópavogur  
Phone: (+354) 544 4656

## India

B K RAMAN AND CO  
Plot No. 165, Industrial Area,  
Phase-2, Ram Darbar  
Chandigarh  
160002 India  
Phone: (+91) 98140 06530  
raman@jaganhardware.com

## Iraq

Alshiemal Alakhbar Company  
Al-Faysaliyah, Near Estate Bank  
Mosul  
Phone: (+964) 78 18 18 46 75

## Ireland

Lifey Distributors Ltd.  
309 NW Business Park, Ballycoolen  
15 Dublin  
Phone: (+353) 1 824 2600  
info@lifeyd.com

## Israel

HAGARIN LTD.  
2 Nahal Harif St.  
8122201 Yavne  
internet@hagarin.co.il  
Phone: (+972) 8-932-0400

## Italy

Husqvarna Italia S.p.A.  
Centro Direzionale Planum  
Via del Lavoro 2, Scala B  
22036 ERBA (CO)  
Phone: (+39) (0) 31 4147700  
ventas.italia@it.husqvarna.com

## Japan

Husqvarna Zenoah Co. Ltd. Japan  
1-9 Minamidai, Kawagoe  
350-1165 Saitama  
Japan  
gardena-jp@husqvarnagroup.com

## Kazakhstan

TOO "Лампад"  
Russian  
Адрес: Казахстан, г. Алматы,  
ул. Тажибаевой, 155/1  
Тел.: (+7) (727) 355 64 00  
(+7) (700) 355 64 00  
lamed@lamed.kz

## Kazakh

Мекен-жайы: Қазақстан,  
Алматы қ.,  
көш. Тажибаевой, 155/1  
Тел.: (+7) (727) 355 64 00  
(+7) (700) 355 64 00  
lamed@lamed.kz

## Kuwait

Palms Agro Production Co  
Al Rai- Fourth Ring Road – Block 56.  
P.O.Box: 1976 Safat  
13020 Al-Rai  
Phone: (+965) 24 73 07 45  
info@palms-kw.com

## Kyrgyzstan

ООсО Алые Маки  
Av. Molodaya Guardia 83  
720014 Bishkek  
Phone: (+996) 312 322115

## Latvia

Husqvarna Latvija SIA  
Ulbrokas 19A  
LV-1021 Riga  
info@gardena.lv

## Lebanon

Technomec  
Safra Highway (Beirut – Tripoli) Center  
622 Mezher Bldg.  
P.O.Box 215  
Jounieh  
Phone: (+961) 9 853527 /  
(+961) 3 855481  
tecnomec@idm.net.lb

## Lithuania

UAB Husqvarna Lietuva  
Ateities pl. 77C  
LT-52104 Kaunas  
info@gardena.lt

**Luxembourg**

Magasins Jules Neuberg  
39, rue Jacques Stas  
Luxembourg-Gasperich 2549  
Case Postale No. 12  
Luxembourg 2010  
Phone: (+352) 40 14 01  
api@neuberg.lu

**Malaysia**

Glomedic International Sdn Bhd  
Jalan Ruang No. 30  
Shah Alam, Selangor  
40150 Malaysia  
Phone: (+60) 3-7734 7997  
oase@glomedic.com.my

**Malta**

I.V. Portelli & Sons Ltd.  
85, 86, Triq San Pawl  
Rabat - RB1 1240  
Phone: (+356) 2145 4289

**Mauritius**

Espace Maison Liée  
La City Trianon, St Jean  
Quatre Bornes  
Phone: (+230) 460 85 85  
digital@espacemaison.mu

**Mexico**

AFOSA  
Av. Lopez Mateos Sur # 5019  
Col. La Calma 45070  
Zapopan, Jalisco, Mexico  
Phone: (+52) 33 3818-3434  
isolis@afosa.com.mx

**Moldova**

Convel SRL  
Republica Moldova,  
mun. Chisinau,  
sos. Muncesti 284  
Phone: (+373) 22 857 126  
www.convel.md

**Mongolia**

Soyolj Gardening Shop  
Namiin Rd  
Ulaanbaatar  
14230 Mongolia  
Phone: +976 7777 5080  
soyolj@magincet.mn

**Morocco**

Proekip  
64 rue de la Participation  
Cassablanca-Roches Noires  
20303 Morocco  
Phone: (+212) 661342107  
hicham.hafani@proekip.ma

**Netherlands**

Husqvarna Nederland B.V.  
GARDENA Division  
Postbus 50131  
1305 AC ALMERE  
Phone: (+31) 36 521 00 10  
info@gardena.nl

**Neth. Antilles**

Jonka Enterprises N.V.  
Sta. Rosa Weg 196  
P.O. Box 8200  
Curaçao  
Phone: (+599) 9 767 66 55  
info@jonka.com

**New Zealand**

Husqvarna New Zealand Ltd.  
PO Box 76-437  
Manukau City 2241  
Phone: (+64) (0) 9 9202410  
support.nz@husqvarna.co.nz

**North Macedonia**

Sinpeks d.o.o.  
Ul. Kravarski Pat Bb  
7000 Bitola  
Phone: (+389) 47 20 85 00  
sinpeks@mt.net.mk

**Norway**

Husqvarna Norge AS  
Gardena Division  
Trøskerveien 36  
1708 Sarpsborg  
info@gardena.no

**Northern Cyprus**

Mediterranean Home & Garden  
No 150 Alsanack, Karaoglanoglu  
Caddesi Girne  
Phone: (+90) 392 821 33 80  
info@medgardener.com

**Oman**

General Development Services  
PO 1475, PC - 111  
Seeb  
111 Oman  
Phone: 96824582816  
gdsoman@gdsoman.com

**Paraguay**

Agrofield SRL  
AV. CHOFERES DEL CHACO  
1449 C/25 DE MAYO  
Asunción  
Phone: (+595) 21 608 656  
consultas@agrofield.com.py

**Peru**

Sierras y Herramientas Forestal SAC  
Av. Las Gaviotas 833, Chorrillos  
Lima  
Phone: (+51) 1 2 52 02 52  
supervisorventas1@siersac.com  
www.siersac.com

**Philippines**

Royal Dragon Traders Inc  
10 Linaw Street, Barangay  
Saint Peter Quezon City  
1114 Philippines  
Phone: (+63) 2 7426893  
aida.fernandez@rdti.com.ph

**Poland**

Gardena Service Center Vrbrno  
c/o Husqvarna Manufacturing CZ  
s.r.o. Jesenická 146  
79326 Vrbrno pod Pradedem  
Czech Republic  
Phone: (22) 336 78 90  
servis@gardena.pl

**Portugal**

Husqvarna Portugal, SA  
Lagoa - Albarraque  
2635 - 595 Rio de Mouro  
Phone: (+351) 21 922 85 30  
Fax: (+351) 21 922 85 36  
info@gardena.pt

**Romania**

Madex International Srl  
Soseau Odai 117 - 123,  
RO 013603 Bucuresti, S1  
Phone: (+40) 21 352 7603  
madex@ines.ro

**Russia / Россия**

000 „Хускварна“  
141400, Московская обл.,  
г. Химки,  
улица Ленинградская,  
владение 39, стр.6  
Бизнес Центр  
„Химки Бизнес Парк“,  
помещение 0B02\_04  
http://www.gardena.ru

**Saudi Arabia**

SACO  
Takhassusi Main Road P.O. Box:  
86387 Riyadh 12863  
40011 Saudi Arabia  
Phone: (966) 11 482 8877  
webmaster@saco-ksa.com

**Al Futtaim Pioneer Trading**

5147 Al Farooq Dist.  
Riyadh 7991  
Phone: (+971) 4 206 6700  
Owais.Khan@alfuttaim.com

**Serbia**

Domel d.o.o.  
Slobodana Đurića 21  
11000 Belgrade  
Phone: (+381) 11 409 57 12  
office@domel.rs

**Singapore**

Hy-Ray PRIVATE LIMITED  
40 Jalan Pemimpin  
#02-08 Tat Ann Building  
Singapore 577185  
Phone: (+65) 6253 2277  
info@hyray.com.sg

**Slovak Republic**

Gardena  
Service Center Vrbrno  
c/o Husqvarna  
Manufacturing CZ s.r.o.  
Jesenická 146  
79326 Vrbrno pod Pradedem  
Phone: 0800 154044  
servis@gardena.sk

**Slovenia**

Husqvarna Austria GmbH  
Industriezeile 36  
4010 Linz  
Phone: (+43) 732 77 01 01-485  
service.gardena@husqvarnagroup.com

**South Africa**

Husqvarna South Africa (Pty) Ltd  
Lifestyle Business Park –  
Ground Floor Block A Cnr  
Boyers Naude Drive & Ysterhout  
Road Randburg Ridge, Randburg  
Phone: (+27) 10 015 5750  
service@gardena.co.za

**South Korea**

Kyung Jin Trading Co., Ltd  
8F Haengbok Building, 210,  
Gangnam-Daero 137-891 Seoul  
Phone: (+82) 2 574 6300  
kjh@kjh.co.kr

**Spain**

Husqvarna España S.A.  
Calle de Rivas nº 10  
28052 Madrid  
Phone: (+34) 91 708 05 00  
atencioncliente@gardena.es

**Sri Lanka**

Hunter & Company Ltd.  
130 Front Street  
Colombo  
Phone: 94-11 232 81 71  
hunters@eureka.lk

**Suriname**

Deto Handelmaatschappij N.V.  
Kernkampweg 72-74  
P.O. Box: 12782  
Paramaribo  
Suriname  
Phone: (+597) 43 80 50  
info@deto.sr

**Sweden**

Husqvarna AB /  
GARDENA Sverige  
Drottningatan 2  
561 82 Huskvarna  
Sverige  
Phone: (+46) (0) 36-14 60 02  
service@gardena.se

**Switzerland / Schweiz**

Husqvarna Schweiz AG  
Consumer Products  
Industriestrasse 10  
5506 Mägenwil  
Phone: (+41) (0) 62 887 37 90  
info@gardena.ch

**Taiwan**

Hong Ying Trading Co., Ltd.  
No. 46 Wu-Kun-Wu Road  
New Taipei City  
Phone: (+886) (02) 2298 1486  
salesgd1@7friends.com.tw

**Tajikistan**

ARIERS JV LLC  
39, Ayni Street, 734024  
Dushanbe, Tajikistan

**Thailand**

Spica Co. Ltd  
243/2 Onnuch Rd., Prawat  
Bangkok  
10250 Thailand  
Phone: (+66) (0)2721 7373  
surapong@spica-siam.com

**Tunisia**

Société du matériel agricole et maritime  
Nouveau port de peche de Sfax Bp 33  
Sfax 3065  
Phone: (+216) 98 419047/  
(+216) 74 497614  
commercial@smamtunisia.com

**Türkiye**

Dest Bahçe  
Yunus Mah. Adil Sk. No:3  
Kartal  
İstanbul  
34873 Türkiye  
Phone: (+90) 216 389 39 39

**Turkmenistan**

I.E. Orazmuhammedov Nurmuhammet  
80 Ataturk, BERKARAR Shopping Center,  
Ground floor, A77b,  
Ashgabat 744000  
TURKMENISTAN  
Phone: (+993) 12 468859  
Mob: (+993) 62 222887  
info@jayhymat.com /  
bekgiyev@jayhymat.com /  
www.jayhymat.com

**UAE**

Al-Futtaim ACE Company  
L.L.C Building, Al Rebat Street  
Festival City, Dubai  
7880 UAE  
Phone: (+971) 4 206 6700  
ace@alfuttaim.ae

**Ukraine / Україна**

AT „Альцест“  
вул Петропавлівська 4  
08130, Київська обл.  
Києво-Святошинський р-н. с.  
Петропавлівська Борщаківка Україна  
Тел.: (+38) 0 800 503 000

**Uruguay**

FELI SA  
Entre Rios 1083  
11800 Montevideo  
Phone: (+598) 22 03 18 44  
info@felisa.com.uy

**Uzbekistan**

AGROHOUSE MChJ  
O'zbekiston, 111112  
Toshkent viloyati  
Toshkent tumani  
Hasanboy OFY, Tuy yoqasida  
Phone: (+998) 93-5414141 /  
(+998)-71-2096868  
info@agro.house  
www.agro.house

**Vietnam**

Vision Joint Stock Company  
BT1-17, Khu biet thu –  
Khu Doan ngoai giao Nguyen Xuan Khoat  
Xuan Dinh, Bac Tu Liem  
Hanoi, Vietnam  
Phone: (+8424)-38462833/34  
quynhnm@visionjsc.com.vn

**Zimbabwe**

Cutting Edge  
159 Citroen Rd, Msasa  
Harare  
Phone: (+263) 8677 008685  
sales@cuttingedge.co.zw

19005-20.962.02/0424  
© GARDENA Manufacturing GmbH  
D-89079 Ulm  
http://www.gardena.com