



Art. 19040

en **Operator's manual**
smart Sensor

1. SAFETY WARNINGS	4
2. FUNCTION	6
3. INITIAL OPERATION	7
4. OPERATION	13
5. MAINTENANCE	15
6. STORAGE	16
7. TROUBLESHOOTING	17
8. TECHNICAL DATA	18
9. WARRANTY/SERVICE	19
10. DISPOSAL	20

Translation of the original instructions.



For safety reasons, children and young people under 16 as well as anyone who is not familiar with these operating instructions should not use the product. Persons with reduced physical or mental abilities may use the product only if they are supervised or instructed by a responsible person. Children must be supervised to ensure that they do not play with the product. Never operate the product when you are tired, ill or under the influence of alcohol, drugs or medicine.

Intended use:

The **GARDENA smart Sensor** is intended to control the smart system taking into account soil moisture and temperature in private domestic gardens, allotments and greenhouses.

The **smart Sensor** can only be used together with the **GARDENA smart Gateway**.



DANGER! Risk of physical injury!

→ **The GARDENA smart Sensor must not be used for industrial purposes or in conjunction with chemicals, foodstuffs, easily flammable and explosive materials.**

1. SAFETY WARNINGS

IMPORTANT!

Read the operator's manual carefully before use and keep for future reference.



DANGER! **Risk of suffocation!**

Small parts can be easily swallowed. There is also a risk that the polybag can suffocate toddlers.

→ Keep toddlers away when you assemble the product.



DANGER! **Risk of cardiac arrest!**

This product generates an electromagnetic field while it operates. This electromagnetic field may affect the functionality of active or passive medical implants (e. g. pacemakers), which may result in serious injury or death.

→ Consult your doctor and the manufacturer of your implant before using this product.

→ Remove the chargeable/ non-chargeable battery when you are not using the product.

Do not use damaged products. Ensure that all parts are correctly disposed of with immediate effect (please see Chapter 10. DISPOSAL "Disposal of the product/ Disposal of the batteries").

Keep damaged parts out of the reach of children.

Regularly examine the product for damage.

There is a risk of tripping. Position the sensor in such a manner that it can be seen at all times.

The product will become hot when exposed to sunlight. Touching the product in such a condition can result in slight burns if touched.

Ensure that the product is only used within the stated temperature range $-1\text{ }^{\circ}\text{C}$ to $+50\text{ }^{\circ}\text{C}$.

Batteries:



DANGER!

Replace flat batteries. If the batteries are completely flat, battery acid could leak.

Do not use re-chargeable batteries.

Regularly examine the batteries for damage.

Do not use damaged batteries. Ensure that they are correctly disposed of (please see Chapter 10. DISPOSAL "Disposal of the product/ Disposal of the batteries").

Keep damaged batteries out of the reach of children.

To prevent failure of the sensor due to weak batteries in conjunction with a lengthy absence, batteries should

be replaced in due course. This will depend on the previous operating life of the batteries and the probable length of absence, which should not exceed 6 month in total.

Information regarding use:

The soil moisture sensor is equipped with a safety switch. If the batteries are flat, the selected watering time

of the smart App will be used for watering.

The spread of moisture in the soil after watering or rainfall is rather slow. In the worst-case scenario it may happen that irrigation and a rain shower overlap until the required soil moisture is attained.

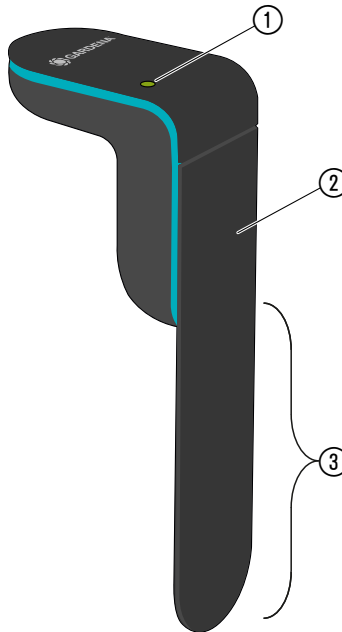
2. FUNCTION

The sensor measures the soil moisture at the root level of the plants and the temperature near the soil automatically and sends the measured results to the gateway. (The values can be read using the **GARDENA smart App**).

If the batteries are flat and are not replaced, the smart App will function with the program selected.

→ Replace batteries (see 3. INITIAL OPERATION „To insert batteries“).

Controls / Display:



- ① **Connection-LED:**
 - Green flashing for 3 min.:** During connection
 - Green illuminating for 1 sec:** Sensor is connected
 - Red flashing for 10 sec:** Sensor is not connected
- ② **Temperature sensor** (inside the product)
- ③ **Measuring area**

3. INITIAL OPERATION

To insert batteries:

The batteries are not included in the scope of delivery.

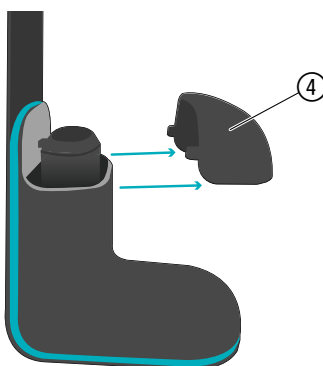
The sensor must only be operated with 2 x alkalimanganese (alkaline) batteries type LR6 (AA) (Mignon).

The operating period is approx. 6 months. The operating period can vary depending on ambient temperature and transmission frequency.

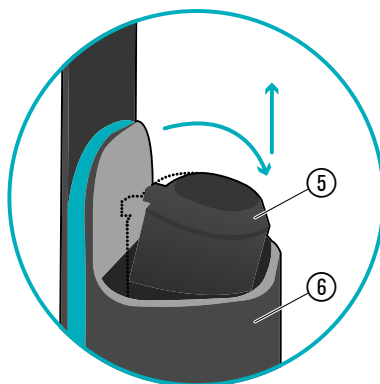


CAUTION!

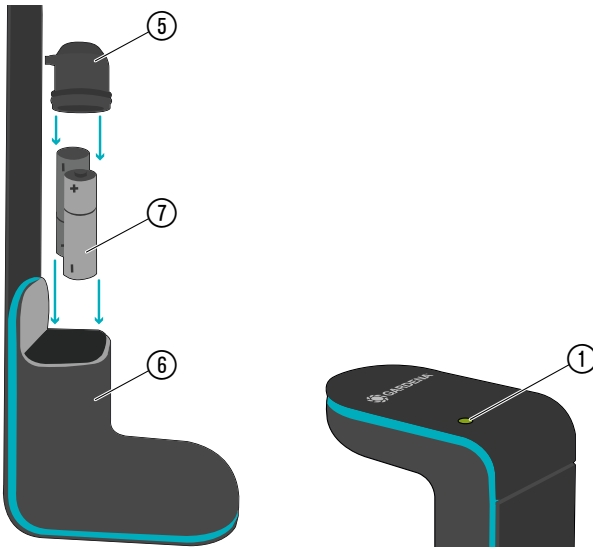
Rechargeable batteries should not be used!



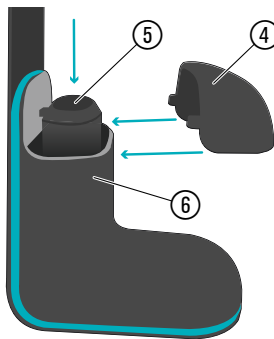
1. Pull the lid ④ outwards.



2. Pull the battery compartment cover ⑤ outwards until there's a click and then pull the battery compartment cover ⑤ upwards.



3. Insert the batteries ⑥ into the battery compartment ⑦.
Make sure that the polarity is correct.
The LED ① flashes green.



4. Push the battery compartment cover ⑤ back onto the battery compartment ⑥.
5. Slide the lid ④ back onto the sensor.
The inclusion mode has been activated.
6. **Make sure that the Connection LED flashes green before continuing.**
7. Follow the instructions in the **GARDENA smart App**.

If inclusion has failed (no green LED), push the battery compartment cover ⑤ for approx. 10 seconds to reset the sensor.

To select the correct location:

Correct location:

The sensor must be positioned at a location in the watering area which is exposed to the same climatic conditions as the plants (sun, wind, rain, etc.) for which a status is to be displayed.

If you use drip irrigation, place the sensor near a dripping point.

If you would like to place the sensor in a planter, choose a spot at least 5 cm from the edge.

If you would like to place the sensor in the lawn, first strip the top layer of the lawn before continuing.

Place the sensor so that there are no obstacles between the sensor and the gateway.

Incorrect location:

To rule out erroneous results caused by waterlogging, the sensor should not be positioned in dips in the ground.

In direct sunlight, it should be noted that the measured temperature can differ from the actual temperature.

When used in a flower pot, the sensor must be at least 5 cm from the edge of the flower pot.



CAUTION!

Damage to the sensor from the lawn mower.

→ The cutting height of the lawnmower must be at least 30 mm.

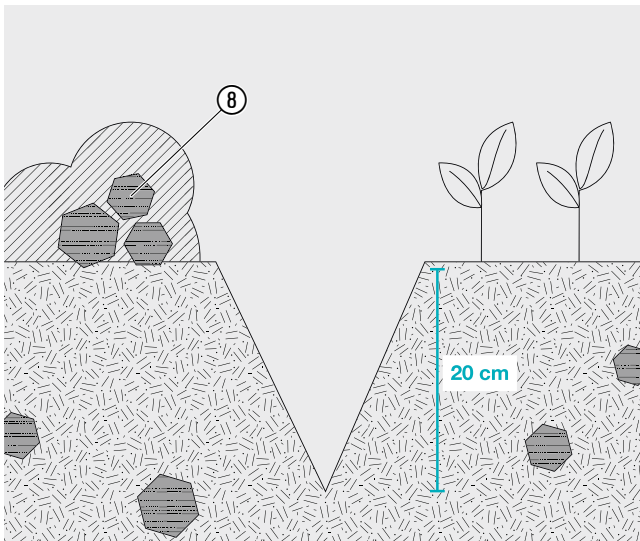
To plant the sensor:



CAUTION!

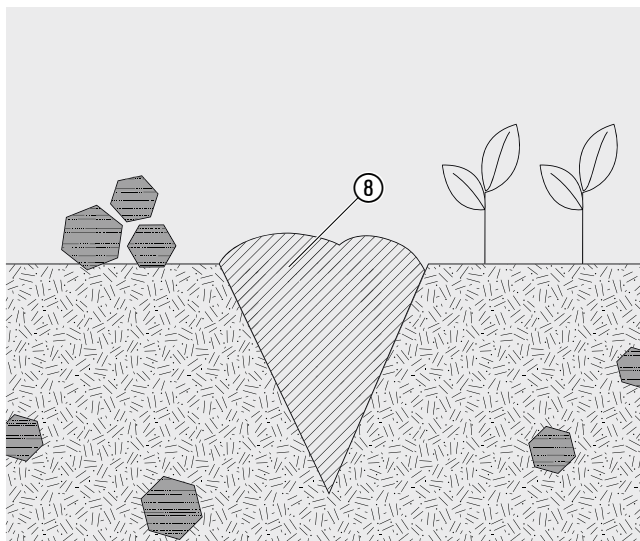
The measuring area will only measure the soil moisture correctly if the measuring area is in full contact with the ground on all sides! No air should be trapped at the measuring area in the ground.

Remove the soil:



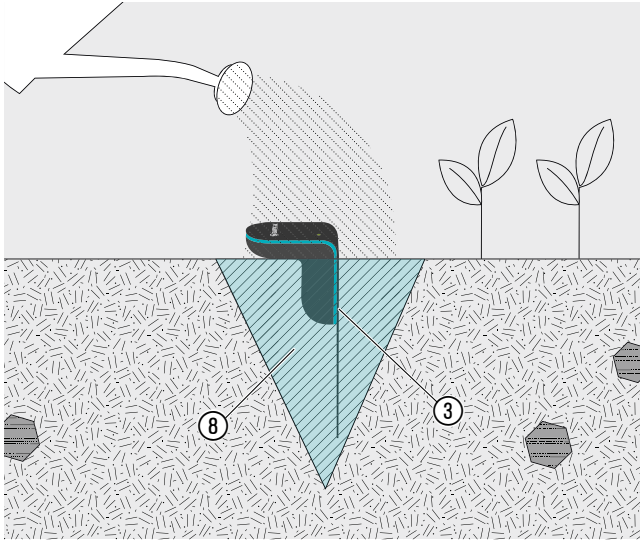
1. Dig a funnel-shaped hole in the ground ⑧ at least 20 cm deep.
2. Break up the soil ⑧ removed and take out any stones and thick roots.
3. Make sure there are no metal objects near the sensor.

Prepare the soil:



4. Moisten the soil if the soil is dry.
5. Replace the damp broken-up soil ⑧ in the funnel-shaped hole without packing tight.

Place the sensor:



6. Push the sensor into the soil ⑧ up to the lower edge of the horizontal part of the sensor head (The sensor needs to be pushed into the soil at least to the **min** mark).
Here the measuring area ③ must be in full contact with the damp soil on both sides.
7. Press down the soil ⑧ around the measuring area ③ lightly.
8. Water the area around the sensor with approx. 5 litre water.
It may take several hours until the sensor measures the actual soil moisture.
9. If you place the sensor in the lawn, cut the stripped-off lawn into pieces and place them around the sensor.

4. OPERATION

Operation with the GARDENA smart App:

You can use the **GARDENA smart App** to control all **GARDENA smart system** products from anywhere at any time.

The free **GARDENA smart App** is available on the App Store (Apple) and on Google Play.

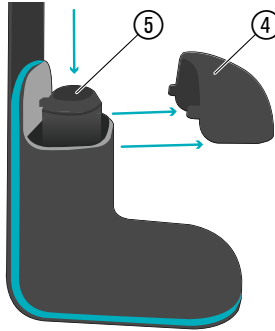
For the integration, you need a **GARDENA smart Gateway** connected to the Internet. You can integrate all **GARDENA smart system** products via the app. To do so, follow the instructions in the app.

Data of the sensor displayed in the app:

- Soil moisture
- Temperature
- Battery status
- Signal strength

Factory Reset:

The smart Sensor will be reset to the factory settings.



1. Pull off the lid ④.
2. Push the battery compartment cover ⑤ for a short time.
New connection (if the connection failed).

– or –

Push and hold down the battery compartment cover ⑤ for at least 10 seconds.

LED flashes green.

Cancels the existing connection and allows a new connection to be established, e.g. different gateway.

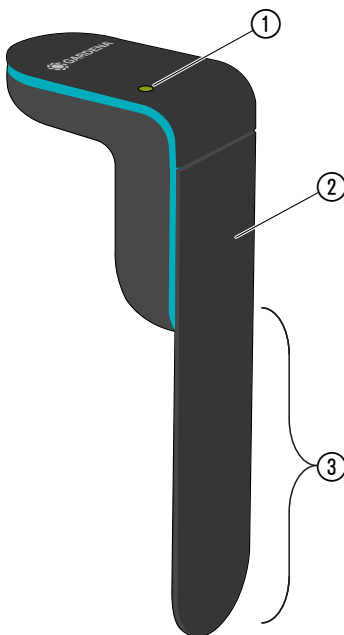
Usages:

To keep the soil moisture level as constant as possible, irrigation should be carried out with short watering cycles and short watering times. This especially applies to flower boxes on balconies, which have a watering time of < 5 minutes.

The spread of moisture in the soil after watering or rainfall is rather slow. In the worst-case scenario it may happen that irrigation and a rain shower overlap until the required soil moisture is attained.

5. MAINTENANCE

To clean the sensor:



No caustic /abrasive cleaning agents should be used.

Whenever the sensor is relocated, the sensor should be cleaned.

1. Clean sensor with clear water.
2. Clean the measuring area ③ with a damp cloth (do not use solvent).

6. STORAGE

To put into storage:

The product must be stored away from children.

1. Remove the batteries to preserve them (see 3. INITIAL OPERATION).
2. Store the sensor in a dry, enclosed and frost-free place.

7. TROUBLESHOOTING

Should you experience any faults, you can find some frequently asked questions at this link:

www.gardena.com

Problem	Possible Cause	Remedy
LED of the sensor flashes red	Inclusion is failed.	→ Push the battery compartment cover for a short time (see 4. OPERATION "Factory reset").

NOTE:

Repairs must only be done by GARDENA service departments or specialist dealers approved by GARDENA.

→ For any other malfunctions please contact the GARDENA service department.

8. TECHNICAL DATA

<i>smart Sensor</i>	Unit	Value (Art. 19040)
Outdoor operating temperature	°C	- 1 – +50
Storage temperature	°C	-20 – +60
SRD:		
Frequency range	MHz	863 – 870
Maximum power	mW	25
Free field radio range (approx.)	m	100
Soil moisture	%	0 – 100
Batteries required		2 x alkalimanganese (alkaline) batteries type LR6 (AA) (Mignon)
Operating time of the batteries		approx. 6 months with alkaline batteries (min. 2000 mAh)

Declaration of Conformity:

Hereby, GARDENA Manufacturing GmbH declares that the radio equipment type (Art. 19040) is in compliance with directive 2014/53/EU.

The full text of the Declaration(s) of Conformity is available at the following Internet address:

www.gardena.com

9. WARRANTY/SERVICE

9.1 Product registration:

Please register your product at gardena.com/registration.

9.2 Service:

Please find the current contact information of our service on the back page and online:

United Kingdom: <https://www.gardena.com/uk/support/advice/contact/>

USA: <https://us.gardena.com/pages/contact>

Canada: <https://www.gardena.com/ca-en/c/support/contact>

Australia: <https://www.gardena.com/au/support/advice/contact/>

New Zealand: <https://www.gardena.com/nz/support/advice/contact/>

South Africa: <https://www.gardena.com/za/support/contact/>

Other countries: <https://www.gardena.com/int/c/support/contact>

10. DISPOSAL

Disposal of the product:

(according to Directive 2012/19/EU)



The product must not be disposed of to normal household waste. It must be disposed of in line with local environmental regulations.

IMPORTANT!

- Dispose of the product through or via your local recycling collection centre.

Disposal of the batteries:

The batteries may only be disposed of when discharged.

IMPORTANT!

- Dispose of the batterie through or via your municipal recycling collection centre.

Trademark Attribution:

Apple and the Apple logo are trademarks of Apple Inc., registered in the U.S. and other countries. App Store is a service mark of Apple Inc. registered in the U.S. and other countries.

Google and the Google Play logo are trademarks of Google LLC.

Other trademarks and trade names are those of their respective owners.

Deutschland / Germany

GARDENA Manufacturing GmbH
Central Service
Hans-Lorenser-Straße 40
D-89079 Ulm
Produktfragen:
(+49) 731 490-123
Reparaturen:
(+49) 731 490-290
www.gardena.com/de/kontakt

Albania

KRAFT SHPK
Autostrada Tirane-Durres
Km 7
1051 Tirane
Phone: (+355) 69 877 7821
info@kraft.al

Argentina

ROBERTO C. RUMBO S.R.L.
Predio Norlog
Lote 7
Benavidez, ZC: 1621
Buenos Aires
Phone: (+54) 11 5263-7862
ventas@rumbosrl.com.ar

Armenia

AES Systems LLC
Marshal Babajanyan Avenue 56/2
0022 Yerevan
Phone: (+374) 60 651 651
masishanyan@icloud.com

Australia

Husqvarna Australia Pty. Ltd.
Locked Bag 5
Central Coast BC
NSW 2252
Phone: (+61) (0) 2 4352 7400
customer.service@husqvarna.com.au

Austria / Österreich

Husqvarna Austria GmbH
Industriezeile 36
4010 Linz
Tel.: (+43) 732 77 01 01-485
www.gardena.com/at/service/beratung/
kontakt/

Azerbaijan

Proqres Xüsusi Firması
Aliyar Aliyev 212, Baku, Azerbaijan
Sales: +994 70 326 07 14
AfterSales: +994 77 326 07 14
www.progress-garden.az
info@progress-garden.az

Bahrain

M.H. Al-Mahroos
BUILDING 208, BLOCK 356,
ROAD 328
Salhiya
Phone: +973 1740 8090
almahroos@almahroos.com

Belarus / Беларусь

ООО «Мастер Гарден»
220118, г. Минск,
улица Шаранговича, дом 7а
Тел. (+375) 17 257 00 33
mg@mastergarden.by

Belgium

Husqvarna Belgium nv
Gardena Division
Leuvensesteenweg 542
Planet II E
1930 Zaventem
Belgie

Bosnia / Herzegovina

Silk Trade d.o.o.
Poslovna Zona Vila Br. 20
Phone: (+387) 61 165 593
info@silktrade.com.ba

Brazil

Nordtech Maquinas e Motores Ltd.
Avenida Juscelino Kubitschek
de Oliveira Curitiba
3003 Brazil
Phone: (+55) 41 3595-9600
contato@nordtech.com.br
www.nordtech.com.br

Bulgaria

AGROLAND България АД
бул. 8 Декември, № 13
0815 5
1700 Студентски град
София
Тел.: (+359) 24 66 6910
info@agroland.eu

Canada / USA

GARDENA Canada Ltd.
125 Edgeware Road
Unit 15 A
Brampton L6Y 0P5
ON, Canada
Phone: (+1) 905 792 93 30
gardena.customerservice@
husqvarnagroup.com

Chile

REPRESENTACIONES JCE S.A.
AV. DEL VALLE NORTE 857 PISO 4
HUECHURABA, SANTIAGO, CHILE
Phone: (+56) 2 2414 2600
contacto@jce.cl

China

Husqvarna (Shanghai)
Management Co., Ltd.
富世华 (上海) 管理有限公司
3F, Beng Square B,
No 207, Song Hong Rd.,
Chang Ning District,
Shanghai, PRC. 200335
上海市长宁区淞虹路207号明
基广场B座3楼, 邮编: 200335

Colombia

Equipos de Toyama Colombia SAS
Cra. 68 D No 25 B 86 Of. 618
Edificio Torre Central
Bogota
Phone: +57 (1) 703 95 20 /
+57 (1) 703 95 22
serviciocliente@toyama.com.co
www.toyama.com.co

Costa Rica

Exim CIA Costa Rica
Calle 25A, B*, Montealegre
Zapote
San José
Costa Rica
Phone: (+506) 2221-5654
+506) 2221-5659
eximcostarica@gmail.com

Croatia

Husqvarna Austria GmbH
Industriezeile 36
4010 Linz
Phone: (+43) 732 77 01 01-485
service.gardena@husqvarnagroup.com

Cyprus

Pantelis Papadopoulos S.A.
92 Athlon Avenue
Athens
10442 Greece
Phone: (+30) 21 0519 3100
info@papadopoulos.com.gr

Czech Republic

Gardena
Service Center Vrtno
c/o Husqvarna
Manufacturing CZ s.r.o.
Jesenická 146
79326 Vrtno pod Pradedem
Phone: 800 100 425
servis@gardena.cz

Denmark

GARDENA DANMARK
Lejrev 19, st.
3500 Værløse
Tlf.: (+45) 70 26 47 70
gardenack@husqvarnagroup.com
www.gardena.com/dk

Dominican Republic

BOSQUESA, S.R.L.
Carretera Santiago Licey
Km. 5 ½
Esquina Copal II.
Santiago De Los Caballeros
51000 Dominican Republic
Phone: (+1) 809-562-0476
contacto@bosquesa.com.do

Egypt

Universal Agencies Co
26, Abdel Hamid Lofthy St.
Giza
Phone: (+20) 3 761 57 57

Estonia

Husqvarna Eesti OÜ
Valdeku 132
EE-11216 Tallinn
info@gardena.ee

Finland

Oy Husqvarna Ab
Juurakotie 5 B 2
01510 Vantaa
www.gardena.fi

France

Husqvarna France
9/11 Allée des pierres mayettes
92635 Gennevilliers Cedex
France
http://www.gardena.com/fr
N° AZUR: 0 810 0 78 23
(Prix d'un appel local)

Georgia

Transporter LLC
#70, Bellashvili street
0159 Tbilisi, Georgia
Number: (+995) 322 14 71 71
info@transporter.com.ge
www.transporter.com.ge

Service Address and Importer to Great Britain

Husqvarna UK Ltd
Preston Road
Aycliffe Industrial Park
Newton Aycliffe
County Durham
DL5 6UP
Phone: (+44) (0) 344 844 4558
info.gardena@husqvarna.co.uk

Greece

Π.ΠΑΠΑΔΟΠΟΥΛΟΣ ΑΕΒΕ
Λεωφ. Αθηνών 92
Αθήνα
T.K.104 42
ΕΜΜΑΔΑ
Τηλ. (+30) 210 5193 100
info@papadopoulos.com.gr

Hong Kong

Tung Tai Company
151-153 Hoi Bun Road
Kwun Tong, Kowloon
Hong Kong
Phone: (+852) 3583 1662
admin@tungtaico.com

Hungary

Husqvarna Magyarországi Kft.
Ezred u. 1 – 3
1044 Budapest
Phone: (+36) 1 251-4161
vevozolgalat.husqvarna@husqvarnagroup.com

Iceland

BYKO ehf.
Skemmuvegi 2a
200 Kópavogur
Phone: (+354) 515 4000
byko@byko.is

MHG Versteln ehf

Vikurvart 8
203 Kópavogur
Phone: (+354) 544 4666

India

B K RAMAN AND CO
Plot No. 185, Industrial Area,
Phase-2, Ram Darbar
Chandigarh
160002 India
Phone: (+91) 98140 06530
raman@jaganhardware.com

Iraq

Alshiemal Alkhdar Company
Al-Faysaliah, Near Estate Bank
Mosul
Phone: (+964) 78 18 18 46 75

Ireland

Lifey Distributors Ltd.
309 NW Business Park, Ballycullen
15 Dublin
Phone: (+353) 1 824 2600
info@lifeyd.com

Israel

HAGARIN LTD.
2 Nahal Harif St.
8122201 Yavne
internet@hagarin.co.il
Phone: (+972) 8-932-0400

Italy

Husqvarna Italia S.p.A.
Centro Direzionale Planum
Via del Lavoro 2, Scala B
22036 ERBA (CO)
Phone: (+39) (0) 31 4147700
assistenza.italia@it.husqvarna.com

Japan

Husqvarna Zenohok Co. Ltd. Japan
1-9 Minamidai, Kawagoe
350-1165 Saitama
Japan
gardena-jp@husqvarnagroup.com

Kazakhstan

ТОО "Ламэд"
Russian
Адрес: Казахстан, г. Алматы,
ул. Тажмабаевой, 155/1
Тел.: (+7) (727) 355 64 00
(+7) (700) 355 64 00
lamed@lamed.kz

Kazakh

Мекен-жайы: Қазақстан,
Алматы қ.,
көш. Тажмабаевой, 155/1
Тел.: (+7) (727) 355 64 00
(+7) (700) 355 64 00
lamed@lamed.kz

Kuwait

Palms Agro Production Co
Al Rai- Fourth Ring Road – Block 56.
P.O Box: 1976 Safat
13020 Al-Rai
Phone: (+965) 24 73 07 45
info@palms-kw.com

Kyrgyzstan

ООСО Айте Мак
Av. Molodaya Guardia 83
720014 Bishkek
Phone: (+996) 312 322115

Latvia

Husqvarna Latvija SIA
Ulbrokas 19A
LV-1021 Riga
info@gardena.lv

Lebanon

Technomec
Safra Highway (Beirut – Tripoli) Center
622 Mezher Bldg.
P.O.Box 215
Jounieh
Phone: (+961) 9 853527 /
(+961) 3 855481
tecnomec@idm.net.lb

Lithuania

UAB Husqvarna Lietuva
Atėities pl. 77C
LT-52104 Kaunas
info@gardena.lt

Luxembourg

Magasins Jules Neuberg
39, rue Jacques Stas
Luxembourg-Gasperich 2549
Case Postale No. 12
Luxembourg 2010
Phone: (+352) 40 14 01
api@neuberg.lu

Malaysia

Glomedic International Sdn Bhd
Jalan Ruang No. 30
Shah Alam, Selangor
40150 Malaysia
Phone: (+60) 3-7734 7997
oase@glomedic.com.my

Malta

I.V. Portelli & Sons Ltd.
85, 86, Triq San Pawl
Rabat - RBT 1240
Phone: (+356) 2145 4289

Mauritius

Espace Maison Ltée
La City Trianon, St Jean
Quatre Bornes
Phone: (+230) 460 85 85
digital@espacemaison.mu

Mexico

AFOSA
Av. Lopez Mateos Sur # 5019
Col. La Calma 45070
Zapopan, Jalisco, Mexico
Phone: (+52) 33 3818-3434
isis@afosa.com.mx

Moldova

Convel SRL
Republica Moldova,
mun. Chisinau,
sos. Muncesti 284
Phone: (+373) 22 857 126
www.convel.md

Mongolia

Soyojl Gardening Shop
Narnii Rd
Ulaanbaatar
14230 Mongolia
Phone: +976 7777 5080
soyojl@magicent.mn

Morocco

Proekp
64 Rue de la Participation
Casablanca-Roches Noires
20303 Morocco
Phone: (+212) 661342107
hicham.hafani@proekp.ma

Netherlands

Husqvarna Nederland B.V.
GARDENA Division
Postbus 50131
1305 AC ALMERE
Phone: (+31) 36 521 00 10
info@gardena.nl

Neth. Antilles

Jonka Enterprises N.V.
Sta. Rosa Weg 196
P.O. Box 8200
Curaçao
Phone: (+599) 9 767 66 55
info@jonka.com

New Zealand

Husqvarna New Zealand Ltd.
PO Box 76-437
Manukau City 2241
Phone: (+64) (0) 9 9202410
support.nz@husqvarna.co.nz

North Macedonia

Sinpeks d.o.o.
Ul. Kravarski Pat Bb
7000 Bitola
Phone: (+389) 47 20 85 00
sinpeks@mt.net.mk

Norway

Husqvarna Norge AS
Gardena Division
Trøskeneveien 36
1708 Sarsborg
info@gardena.no

Northern Cyprus

Mediterranean Home & Garden
No 150 Alsancaç, Karaođlanođu
Caddesi Girne
Phone: (+90) 392 821 33 80
info@medgardener.com

Oman

General Development Services
PO 1475, PC - 111
Seeb
111 Oman
Phone: 96824582816
gdsoman@gdsoman.com

Paraguay

Agrofield SRL
AV. CHOFERES DEL CHACO
1449 C/25 DE MAYO
Asunción
Phone: (+595) 21 608 656
consultas@agrofield.com.py

Peru

Sierras y Herramientas Forestal SAC
Av. Las Gaviotas 833, Chorrillos
Lima
Phone: (+51) 1 2 52 02 52
supervisorventas1@siersac.com
www.siersac.com

Philippines

Royal Dragon Traders Inc
100 Linway Street, Barangay
Saint Peter Quezon City
1114 Philippines
Phone: (+63) 2 7426893
aida.fernandez@rdti.com.ph

Poland

Gardena Service Center Vrbno
c/o Husqvarna Manufacturing CZ
s.r.o. Jesenícká 146
79326 Vrbno pod Prádemem
Czech Republic
Phone: (22) 336 78 90
servis@gardena.pl

Portugal

Husqvarna Portugal, SA
Lagoa - Albarraque
2635 - 595 Rio de Mouro
Phone: (+351) 21 922 85 30
Fax: (+351) 21 922 85 36
info@gardena.pt

Romania

Madex International Srl
Soseaua Odaii 117 - 123,
RO 013603 Bucuresti, 1
Phone: (+40) 21 352 7603
madex@ines.ro

Russia / Россия

000 „Дуксварна“
141400, Московская обл.,
г. Химки,
улица Ленинградская,
владение 39, стр.6
Бизнес Центр
„Химки Бизнес Парк“,
помещение 0B02_04
http://www.gardena.ru

Saudi Arabia

SACO
Takhassusi Main Road P.O. Box:
86387 Riyadh 12863
40011 Saudi Arabia
Phone: (966) 11 482 8877
webmaster@saco-ksa.com

Al Futaim Pioneer Trading

5147 Al Farooq Dist.
Riyadh 7391
Phone: (+971) 4 206 6700
Owais.Khan@alfutaim.com

Serbia

Domel d.o.o.
Stobodana Đurića 21
11000 Belgrade
Phone: (+381) 11 409 57 12
office@domel.rs

Singapore

Hy-Ray PRIVATE LIMITED
40 Jalan Pemimpin
#02-08 Tat Ann Building
Singapore 577185
Phone: (+65) 6253 2277
info@hyray.com.sg

Slovak Republic

Gardena
Service Center Vrbno
c/o Husqvarna
Manufacturing CZ s.r.o.
Jesenická 146
79326 Vrbno pod Prádemem
Phone: 0800 154044
servis@gardena.sk

Slovenia

Husqvarna Austria GmbH
Industrielle 36
4010 Linz
Phone: (+43) 732 77 01 01-485
service.gardena@husqvarnagroup.com

South Africa

Husqvarna South Africa (Pty) Ltd
Lifestyle Business Park –
Ground Floor Block A Cnr
Beyers Naude Drive and Ysterhout
Road Randpark Ridge, Randburg
Phone: (+27) 10 015 5750
service@gardena.co.za

South Korea

Kyung Jin Trading Co., Ltd
8F Haengbok Building, 210,
Gangnam-Daero 137-891 Seoul
Phone: (+82) 2 574 6300
kjh@kjh.co.kr

Spain

Husqvarna España S.A.
Calle de Rivas nº 10
28052 Madrid
Phone: (+34) 91 708 05 00
atencioncliente@gardena.es

Sri Lanka

Hunter & Company Ltd.
130 Front Street
Colombo
Phone: 94-11 232 81 71
hunters@eureka.lk

Suriname

Deto Handelmaatschappij N.V.
Kernkampweg 72-74
P.O. Box: 12782
Paramaribo
Suriname
Phone: (+597) 43 80 50
info@deto.sr

Sweden

Husqvarna AB/
GARDENA Sverige
Drottninggatan 2
561 82 Huskvarna
Sverige
Phone: (+46) (0) 36-14 60 02
service@gardena.se

Switzerland / Schweiz

Husqvarna Schweiz AG
Consumer Products
Industriestrasse 10
5506 Mägenwil
Phone: (+ 41) (0) 62 887 37 90
info@gardena.ch

Taiwan

Hong Ying Trading Co., Ltd.
No. 46 Wu-Kun-Wu Road
New Taipei City
Phone: (+886) (02) 2298 1486
salesgd1@7friends.com.tw

Tajikistan

ARIERS JV LLC
39, Ayni Street, 734024
Dushanbe, Tajikistan

Thailand

Spica Co. Ltd
243/2 Onnuh Rd., Prawat
Bangkok
10250 Thailand
Phone: (+66) (0)2721 7373
surapong@spica-siam.com

Tunisia

Société du matériel agricole et maritime
Nouveau port de peche de Sfax Bp 33
Sfax 3065
Phone: (+216) 98 419047/
(+216) 74 497614
commercial@smamtunisia.com

Türkiye

Dost Bahçe
Yunus Mah. Adl Sk. No:3
Kartal
Istanbul
34873 Türkiye
Phone: (+90) 216 389 39 39

Turkmenistan

A.E. Orazmuhamedov Nurmuhammet
80 Ataturk, BERKARAR Shopping
Center,
Ground floor, A77b,
Ashgabat 744000
TURKMENISTAN
Phone: (+993) 12 468859
Mob: (+993) 62 222887
info@jajhyzmat.com /
bekgiyev@jajhyzmat.com
www.jajhyzmat.com

UAE

Al-Futtaim ACE Company
L.L.C Building, Al Rebat Street
Festival City, Dubai
7880 UAE
Phone: (+971) 4 206 6700
ace@alfuttaim.ae

Ukraine / Україна

AT «Альєст»
вул Петропавлівська 4
08130, Київська обл.
Києво-Святошинський р-н, с.п.с.
Петропавлівська Борщаківка Україна
Тел.: (+38) 0 800 503 000

Uruguay

FELI SA
Entre Rios 1083
11800 Montevideo
Phone: (+598) 22 03 18 44
info@felisa.com.uy

Uzbekistan

AGROHOUSE MChJ
O'zbekiston, 1111112
Toshkent viloyati
Toshkent tumani
Hasanboy QFY, THAY yoqasida
Phone: (+998)-93-5414141 /
(+998)-71-2096868
info@agro.house
www.agro.house

Vietnam

Vision Joint Stock Company
B11-17, Khu biet thu –
Khu Doan ngoai giao Nguyen Xuan
Khoat
Xuan Dinh, Bac Tu Liem
Hanoi, Vietnam
Phone: (+8424)-38462833/34
quynhnm@visionjsc.com.vn

Zimbabwe

Cutting Edge
159 Citroen Rd, Msasa
Harare
Phone: (+263) 8677 008685
sales@cuttingedge.co.zw

19040-20.962.02/0724
© GARDENA Manufacturing GmbH
D-89079 Ulm
http://www.gardena.com